



Australian Government

**Australian Fisheries
Management Authority**

CATCH MONITORING FORM



CATCH DOCUMENTATION SCHEME

COMMISSION FOR THE CONSERVATION
OF
SOUTHERN BLUEFIN TUNA

Book Number

CMAU02B



Catch Tagging Form Document Numbers **CTAU**

CATCH / HARVEST SECTION - tick and complete only one part

<input type="checkbox"/>	For Wild Fishery	Name of Catching Vessel	Registration Number	Flag State/Fishing Entity
Or				
<input type="checkbox"/>	For Farmed SBT	CCSBT Farm Serial Number	Name of Farm	
		Document Number(s) of associated Farm Stocking (FS) Form(s)		

Description of Fish

Product F (Fresh) / FR (Frozen)	Type: RD,GGQ,GGT,DRO,DRT,FL,OT*	Month of Catch/ Harvest (mm/yyyy)	Gear Code	CCSBT Statistical Area	Net Weight (kg)	Total Number of whole Fish (including RD, GGQ, GGT, DRO or DRT)

* For Other (OT) Describe the Type of Product: _____ * For Other (OT) Specify Conversion Factor: _____

Name of Processing Establishment (if applicable): _____ Address of Processing Establishment (if applicable): _____

Validation by Authority (not required for export transshipments at sea): I validate that the above information is complete, true and correct to the best of my knowledge and belief.

Name	Title	Signature
		Date

INTERMEDIATE PRODUCT DESTINATION SECTION - (only for transshipments and/or exports) - tick and complete required part(s)

<input type="checkbox"/>	Transshipment	Certification by Master of Fishing Vessel: I certify that the catch/harvest information is complete, true and correct to the best of my knowledge and belief.			
↑ And / Or ↓		Name	Signature	Date	
		Name of Receiving Vessel	Registration Number	Flag State/Fishing Entity	
		Certification by Master of Receiving Vessel: I certify that the above information is complete, true and correct to the best of my knowledge and belief.			
		Name	Signature	Date	
		Signature of Observer (only for transshipments at sea):			
	Name	Signature	Date		
<input type="checkbox"/>	Export	Point of Export		Destination	
		City	State or Province	State/Fishing Entity	State/Fishing Entity
		For transshipments on the high seas, enter the CCSBT Statistical Area instead of State/Fishing Entity and leave other fields blank			
		Certification by Exporter: I certify that the above information is complete, true and correct to the best of my knowledge and belief.			
		Name	Signature	Date	Licence No. / Company Name
		Validation by Authority: I validate that the above information is complete, true and correct to the best of my knowledge and belief.			
		Name	Title	Signature	
				Date	

FINAL PRODUCT DESTINATION SECTION - tick and complete only one destination

<input type="checkbox"/>	Landing of Domestic Product for Domestic Sale	Certification of Domestic Sale: I certify that the above information is complete, true and correct to the best of my knowledge and belief.						
↑ Or ↓		Name	Address	Date	Type: RD,GGQ,GGT, DRO,DRT,FL,OT*	Weight (kg)	Number of Fish	Signature
<input type="checkbox"/>	Import	Final Point of Import						
		City	State or Province	State/Fishing Entity				
		Certification by Importer: I certify that the above information is complete, true and correct to the best of my knowledge and belief.						
		Name	Address	Date	Type: RD,GGQ,GGT, DRO,DRT,FL,OT*	Weight (kg)	Signature	



INSTRUCTION SHEET

This form is to be issued by the State/Fishing Entity that holds the national quota allocation against which these SBT have been taken. This form (CMF) must accompany all transshipments, landings of domestic product, exports, imports and re-exports of SBT, and a copy of this form must be provided to the issuing State/Fishing Entity. The only exception is that exportation/import of fish parts other than the meat (i.e. head, eyes, roe, guts, tails) may be allowed without this document. Any meat separated from fish parts is considered to be meat in this context and therefore requires CMAU forms to be completed. Please note that:

- For farms, Farm Stocking Form(s) must have been produced by the State/Fishing Entity for all SBT on the CMF and the document number of those Farm Stocking Form(s) must be recorded on the CMF.
- Catch Tagging Form(s) must have been completed for all SBT on the CMF and copies must be provided to the issuing State/Fishing Entity. The document numbers of these Catch Tagging Form(s) must be recorded on the CMF.

If a language other than one of the CCSBT official languages (English and Japanese) is used in completing the form, please add the English or Japanese translation on the Document.

The Catch Monitoring Form has 3 main sections: (1) Catch/Harvest; (2) Intermediate Product Destination; and (3) Final Product Destination. The Catch/Harvest and Final Product Destination sections must always be completed. However the Intermediate Product Destination section only needs to be completed if the product is being exported and/or transhipped.

The top of the form contains 2 additional pieces of information that must always be completed. These are:

Document Number: Enter the 2 digit year, e.g. for 2015 write 15, in between the CMAU and pre printed book number e.g. CMAU15 001.

This would then be your Unique Document Number.

Catch Tagging Form Document numbers: Enter the unique document number of each Catch Tagging Form that is associated with this form. If there is insufficient room to enter all document numbers, enter this information on a separate page and attach that page.

CATCH HARVEST SECTION - tick and complete only one part

Tick the box to specify whether the catch is for the Wild fishery or for the Farmed SBT.

You must complete the part of the Catch Harvest section corresponding to the box that you ticked, and then complete the remainder of the section.

For Wild Fishery - this should only be completed for the wild fishery (not for farmed SBT)

Name of Catching Vessel: Enter the Name of the catching vessel.

CCSBT Registration Number: Enter the Registration Number of the catching vessel as issued on the CCSBT list of authorised vessels.

Flag State / Fishing Entity: Enter the Flag State or Fishing Entity of the catching vessel.

For Farmed SBT - this should only be completed for farmed SBT

CCSBT Farm Serial Number: Enter the serial number of the farm as recorded on the CCSBT list of authorised farms.

Name of Farm: Enter the full name of the farm as recorded on the CCSBT list of authorised farms.

Document number(s) of the Associated Farm Stocking (FS) Form(s): Enter the unique document number of each Farm Stocking Form that is associated with this form. If there is insufficient room to enter all document numbers, enter this information on a separate page and attach that page. Note: All Farm Stocking form numbers listed on a single CMAU should be fish stocked in the same season.

Description of Fish

ALL SBT described in this section must be recorded in either the Intermediate Product Destination or Final Product Destination Section. **SPLIT SHIPMENTS** are not permitted i.e. A single shipment can not be recorded on a CMF as export and domestic sale, therefore if SBT are to go to two or more different destinations, a separate Catch Monitoring Form must be completed for the catch sent to each destination.

The shipment of SBT must be described, to the highest degree of accuracy using the following information.

NOTE: One row shall describe one product type

Product: Enter the type of product being shipped as either FRESH (F) or FROZEN (FR).

Type: Enter the type of product being shipped as either ROUND (RD), GILLED AND GUTTED (GGO OR GGT), DRESSED (DRO OR DRT), FILLET (FL) or OTHER form (OT). For OTHER, describe the type of product in the shipment.

Month of Catch/Harvest (mm/yy): Enter the month and year of harvest of the southern bluefin tuna; in the case of farmed fish, this applies to the month of kill, not the month of initial harvest.

Gear code: Identify the gear type that was used to harvest the southern bluefin tuna using list below; for OTHER TYPE, describe the type of gear. In the case of farmed fish, write "FARM".

GEAR CODE	GEAR TYPE	GEAR CODE	GEAR TYPE
BB	Baitboat	SPHL	Sport Handline
GILL	Gillnet	SPOR	Sport Fisheries Unclassified
HAND	Handline	SURF	Surface Fisheries Unclassified
HARP	Harpoon	TL	Tended Line
LL	Longline	TRAP	Trap
MWT	Mid-water Trawl	TROL	TROLL
PS	Purse Seine	UNCL	Unspecified Method
RR	Rod and Reel	OT	Other Type

CCSBT Statistical Area: Enter the area in which the southern bluefin tuna were harvested using the main CCSBT Statistical Areas (1 to 10 and 14 to 15) or the other CCSBT Statistical Areas (11 to 13) where there is no corresponding main area. In the case of farmed fish, it is not necessary to fill in this column. A map showing the statistical areas is provided on page 3 of these instructions.

Net Weight (kg): Enter the net product weight in kilograms. In the case of farmed SBT, this is the weight at the time of harvest from the farm (as opposed to when originally caught).

Total Number of whole Fish (including including RD,GGO,GGT,DRO,DRT,FL,OT): Enter the the number of fish that remain whole. A fish remains whole despite cleaning, gilling and gutting, freezing, removing fins, gillplates and tail and removing the head or parts of the head. A fish is no longer considered whole if it has undergone processes such as filleting or loining.

For Other (OT) Describe the type of product: If product Type is Other (OT), then describe the product.

For Other (OT) Specify the Conversion Factor: If product Type is Other (OT), then specify the Conversion Factor to be used to convert this weight to a whole weight equivalent.

¹ The official must be in the employment of, or delegated by, the competent authority of the Member, or Co-operating Non-Member that issued the Catch Monitoring Form. The Member or Co-operating Non Member which utilises a delegated entity shall submit a certified copy of such delegation to the Executive Secretary.



INSTRUCTION SHEET

CATCH HARVEST SECTION - (continued)

Name of Processing Establishment (if applicable): Enter the name of the establishment that processed the southern bluefin tuna (if applicable).

Address of Processing Establishment (if applicable): Enter the address of the establishment that processed the southern bluefin tuna (if applicable).

Validation

Validation by Authority (not required for export transshipments at sea): If this is not an export being transhipped at sea, enter the name and full title of the official signing the document, together with the signature of the official, date (dd/mm/yyyy) and official seal. For SBT transhipped at sea and then landed domestically, validation should occur at the point of domestic landing (i.e. after transhipment).

INTERMEDIATE PRODUCT DESTINATION SECTION - only for transshipments and/or exports - tick and complete required part(s)

This section only needs to be completed if the product is being exported and/or transhipped.
Tick the box to specify whether the product is being transhipped or exported. If this is both a transhipment and an export then tick both boxes. You must then complete the parts of the intermediate product destination section corresponding to the box(es) that you ticked.

Transhipment

Certification by Master Fishing Vessel (only required for transshipments at sea): In the case of all transshipments at sea, the master of the fishing vessel shall complete this section with his/her full name, signature and date (d/mm/yyyy) to certify that the form correctly records the catch/harvest information.

The next part should be completed by the Master of the vessel receiving the southern bluefin tuna.

Name of Receiving Vessel: Enter the name of the Receiving vessel.

Registration Number: Enter the Registration Number of the Receiving vessel.

Flag State / Fishing Entity: Enter the Flag State or Fishing Entity of the Receiving vessel.

Certification by Master of Receiving Vessel: The master of the receiving vessel shall complete this section, with his/her full name, signature and date (dd/mm/yyyy) to certify that the form correctly records the fish that were transferred to the receiving vessel.

Signature of Observer (only for transshipments at sea): If a transhipment is covered by the CCSBT Resolution on Establishing a Program for Transhipment by Large-Scale Fishing Vessels (i.e. is transhipped at sea), then the observer must enter his/her full name, signature and date (dd/mm/yyyy). If there were any discrepancies between the observed transhipment and the information recorded on the Catch Monitoring Form, the observer's transhipment report should document those discrepancies.

Export

Point of Export

City: Enter the City of Export.

State or Province: Enter the State or Province of Export.

State/Fishing Entity: Enter the State/Fishing Entity of Export. For transshipments on the high seas, enter the CCSBT Statistical Area where the transhipment occurred and leave other fields blank.

Destination

State/Fishing Entity: Enter the State/Fishing Entity to which the southern bluefin tuna is being transported.

Certification by Exporter: The Exporter must provide his/her name, signature, date (dd/mm/yyyy) and either the exporter licence number or the exporter company name to certify the information provided in relation to the export shipment (i.e. that the form correctly records what is being exported).

Validation by Authority: Enter the name and full title of the official signing the document, together with the signature of the official, date (dd/mm/yyyy) and official seal.

FINAL PRODUCT DESTINATION SECTION - tick and complete only one Destination

Tick the box to specify whether the final destination of the product is for landing of domestic product or for import. You must then complete the part of the final product destination section corresponding to the box that you ticked.

Landing of Domestic Product for Domestic Sale

Certification of domestic sale: The person or company that receives southern bluefin tuna from a domestic vessel for the purpose of domestic sale must provide his/her/its name, address, signature and date (dd/mm/yyyy) on which the southern bluefin tuna was received. Each buyer must also provide his/her name, address, signature, date (dd/mm/yyyy) on which the southern bluefin tuna was received, type, weight and number of fish purchased.

Import

Final Point of Import

City: Enter the City of Import.

State or Province: Enter the State or Province of Import.

State/Fishing Entity: Enter the State/Fishing Entity of Final Import.

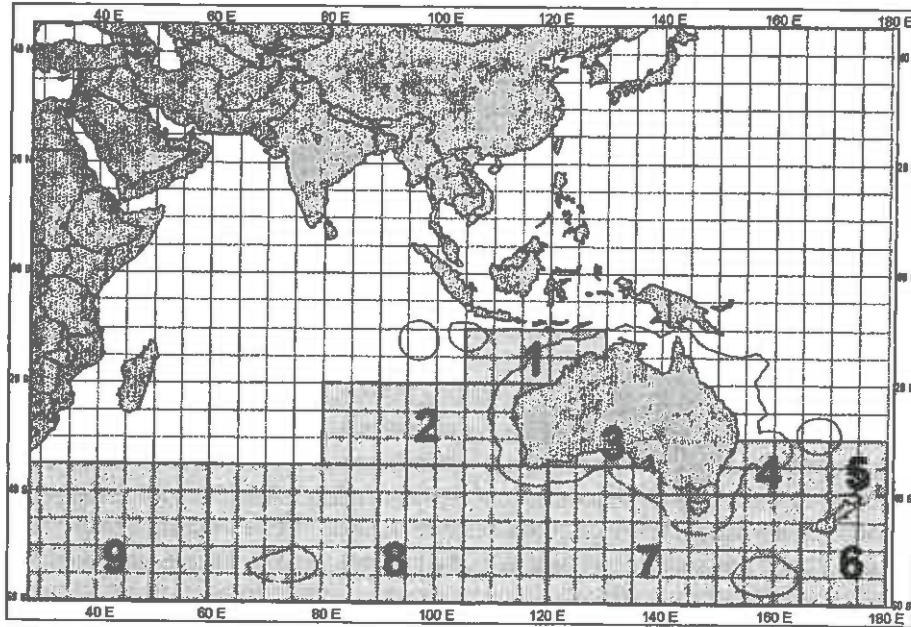
Certification by Importer: The person or company that imports southern bluefin tuna must provide his/her/its name, address, signature, date (dd/mm/yyyy) on which the southern bluefin tuna was imported, type, weight. For fresh and chilled product, the signature of the importer may be substituted by a person of a customs clearance company when the authority for signature is properly accredited to it by the importer.

¹ The official must be in the employment of, or delegated by, the competent authority of the Member, or Co-operating Non-Member that issued the Catch Monitoring Form. The Member or Co-operating Non Member which utilises a delegated entity shall submit a certified copy of such delegation to the Executive Secretary.



REFERENCE SHEET

SBT STATISTICAL AREAS


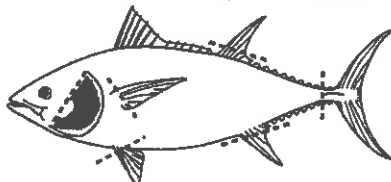


GEAR CODES

LL	Longline	PS	Purse seine	TROL	Troll
SURF	Surface fisheries unclassified (to cover pole and line)	HAND	Handline	RR	Rod and reel
UNCL	Unspecified methods	OT	Other		

CODES FOR PROCESSING METHODS

RD	= ROUND or WHOLE – No processing.	DRO	= DRESSED –TAIL ON – Processed with gills, gut, operculae (gill plates/covers) and head removed. Dorsal, pelvic and anal fins may or may not be removed.
OT	= OTHER – Should include any processing method not covered elsewhere and should include any variations to the dressed codes described below.	DRT	= DRESSED –TAIL OFF – Processed with gills, gut, operculae (gill plates/covers), head and tail removed. Dorsal, pelvic and anal fins may or may not be removed.
GGO	= GILLED AND GUTTED –TAIL ON – Processed with gills and gut removed. Operculae (gill plates/covers) and dorsal, pelvic and anal fins may or may not be removed.	FL	= FILLET – Processed further than DRT, with the trunk of the SBT cut into fillets.
GGT	= GILLED AND GUTTED –TAIL OFF – Processed with gills, gut and tail removed. Operculae (gill plates/covers) and dorsal, pelvic and anal fins may or may not be removed.		



CATCH DOCUMENTATION SCHEME - CMAU02B