




Australian Government

Australian Fisheries Management Authority

**Southern and Western Finfish Trawl
Daily Fishing Log**

SWT01B



Vessel Name

Southern and Western Finfish Trawl Daily Fishing Log – SWT01B

General Information and Instructions for Holders of Fishing Concessions

Purpose

This logbook is to be used when trawl fishing in Commonwealth Fisheries. It is designed to provide a continuous record of trawl fishing operations undertaken by Commonwealth fishing concession holders.

Accurate data collected in this logbook is essential to provide information for research into and management of Australian trawl fisheries.

Important Information and Instructions

Completing the logbook

- **This logbook must be completed for every day that the fishing concession is in force, regardless of whether or not fishing takes place on that day unless the boat nominated is in port (see the “How to Complete” section).**
- This logbook should be completed from the day the boat leaves port till the day the boat returns to port
- The concession holder or authorised agent who is signing the log page must be the master of the boat (skipper) when this fishing operation took place.
- If there is more than one master of the boat (skipper) on board the boat for any one trip, then each skipper must complete and sign a separate log page for the fishing operations for which they had control.
- All logbook information must be recorded on a shot by shot basis and details for the last day of the trip must be recorded before the boat docks at the end of each trip.
- No carbon paper is required when completing these forms. Please use a ballpoint pen and place the fold-out flap under the blue page to prevent marking the next set of forms.

Location of the logbook

- This logbook must be kept on board the boat that is nominated in respect of the fishing concession and named on the front of the logbook during fishing operations.
- This logbook must remain within a 50 metre radius of the boat.

Who should use this logbook?

- The holder of the fishing concession is responsible for ensuring that this logbook is completed and that it is certified as complete and correct.
- The master of the boat (skipper) must be the person completing this logbook. The master of the boat (skipper) must be an authorised agent for the concession holder, this authorisation must be in place before any fishing operations can take place. To authorise an agent the concession holder is required to complete an AFMA approved AA form, for further details contact AFMA on 1300 723 621.

Submitting logsheets

This logbook contains numbered pages in duplicate which are referred to as logsheets. Original copies must be returned to AFMA in date order in either the reply paid envelope provided or posted to:

The Logbook Co-ordinator
Australian Fisheries Management Authority
BOX 7051
Canberra Business Centre ACT 2610

Original copies of logsheets must be returned within 3 calendar days of the consignment being unloaded. For quota managed fisheries and/or fisheries that require the completion of a catch disposal record (CDR), logsheets must be returned with the CDR for that trip. All duplicate copies of logsheets should be retained.

If you are requested by AFMA to supply a Nil Return, the return must be sent to AFMA within 3 calendar days of you receiving the request, using the same methods as above.

Penalties

Concession holders and authorised persons completing this logbook on their behalf are advised that:

- (i) a failure by a concession holder to ensure the completion of the logbook in accordance with these instructions;
- (ii) the giving of false or misleading information in the logbook by the concession holder or an authorised person completing the logbook on their behalf; or
- (iii) the recording or communicating by the concession holder or anyone else of information in a logbook concerning the affairs of another person, or the giving by the concession holder or anyone else to another person a part of a logbook in which information is recorded, (unless the recording, communicating or giving is done in accordance with the Fisheries Management Act 1991, Fisheries Administration Act 1991 or the Fisheries Management Regulations 1992 or an order of court, tribunal or a person authorised to receive evidence) may constitute serious offences under Commonwealth laws.

Concession holders are also advised that failure to ensure the completion of the logbook in accordance with the instructions may lead to suspension or cancellation of their concession.

Help Available

There is an example of a completed logsheet and further information and instructions about how to complete the logbook at the front of this logbook. If you have any questions or problems, please contact an AFMA Logbook Officer on (02) 6225 5555 (free call 1300 723 621).

Australian Fisheries Management Authority
SWT01B
March 2016

Please Remember

- This logbook should be on your vessel and completed daily while you are fishing. The details for a shot must be recorded before hauling the next shot. Details for the last shot of the trip must be completed before the vessel enters port.

Form (Processing) Codes
W = Whole
HG = Headed and Guttled
GG = Gilled and Guttled
F = Filleted
G = Guttled
TR = Trunked (shark)
FB = Trunked and belly flaps off (shark)
TA = Tails (lobsters, bugs)

DISCARD CODES	Explanation
MP = Market Price	Marketable species but it was considered uneconomical to land on this occasion
US = Under Size	Fish is below a regulated minimum size or it is a size that makes it unmarketable
UM = Un-Marketable	Market place considers it to be inedible
DM = Damaged	Unmarketable due to damaged during capture or hauling
TL = Trip Limit	Fish marketable but trip limit already reached
MD	Species listed as migratory under the EPBC Act was brought up dead and discarded
MA	Species listed as migratory under the EPBC Act was brought up alive and released
LD	Lice damage
IN	Inedible
NQ	No quota
CC	Cookie cutter damage
SB	Seabird damage
SD	Shark damage
SQ	Squid damage
TW	Toothed whale damage

Don't forget to insert this template under the log page you are writing on

Under the *Environment Protection and Biodiversity Conservation Act 1999* the following species are listed as protected. This list is current at the date of publishing. For further information about Listed Marine and Threatened Species or to check updates to these lists please go to www.environment.gov.au

Wildlife and Other Protected Species List

Please be as specific as you can with regard to the species identification.

Fish Species	
Specific Common Name	Scientific Name
Great White Shark	<i>Carcharodon carcharias</i>
Grey Nurse Shark	<i>Carcharias taurus</i>
Whale Shark	<i>Rhincodon typus</i>
Pipefish, Sea Horses & Sea Dragons	Syngnathids

Non-Fish Common Names			
All Seabirds	All Seals	All Whales/Dolphin/Dugong	Marine Reptiles
Albatross	Seal (<i>if species unknown</i>)	Dolphin (<i>if species unknown</i>)	Flatback Turtle
Booby	Australian Sea Lion	Common Dolphin	Green Turtle
Cormorant	Australian Fur Seal	Bottlenose Dolphin	Hawksbill Turtle
Frigatebird	New Zealand Fur Seal	Killer Whale	Leatherback Turtle
Gannet	Leopard Seal	False Killer Whale	Loggerhead Turtle
Giant Petrel	Southern Elephant Seal	Humpback Whale	Olive Ridley Turtle
Gull		Pilot Whale	Turtle (<i>if species unknown</i>)
Mollymawk		Sperm Whale	Sea Snake
Mutton Bird		Southern Right Whale	
Noddy		Baleen Whale (<i>if species unknown</i>)	
Pelican		Toothed Whale (<i>if species unknown</i>)	
Penguin		Large Whale (<i>if species unknown</i>)	
Petrel		Small Whale (<i>if species unknown</i>)	
Prion		Dugong (<i>if species unknown</i>)	
Shag			
Skua			
Shearwater (Mutton bird)			
Tern			
Tropicbird			
Large Seabird			
Small Seabird			

Specific Common Names for Albatross, Petrels and Other Seabird Species			
Great Albatross	Mollymawks and Sootys	Petrels	Others
Wandering Albatross	Black-browed Albatross	Northern Giant Petrel	Abbot's Booby
Northern Royal Albatross	Campbell Albatross	Southern Giant Petrel	Lesser Noddy
Southern Royal Albatross	Buller's Albatross	White-chinned Petrel	Christmas Island Frigate
Gibson Albatross	Shy Albatross		
Antipodean Albatross	White-capped Albatross		
Tristan Albatross	Salvin's Albatross		
Amsterdam Albatross	Chatham Albatross		
Laysan Albatross	Grey-headed Albatross		
Yellow-nosed Albatross	Albatross (Indian)		
Light-mantled Albatross			
Sooty Albatross			

Southern and Western Finfish Trawl Daily Fishing Log – SWT01B

Instruction Page

Vessel, Gear and Contact Details

To be completed by the Concession Holder or Authorised Person and submitted to AFMA within 14 days of receipt of the logbook. A second Vessel, Gear and Contact Details Form is located in the middle of the logbook. Please complete and submit this form if any of the vessel and/or gear details change, or if the contact person for the vessels logbook has changed

Catch and Effort Log Page

When fishing, record details on a shot by shot basis.

Date

Record the date when shot(s) were conducted.

Page Header

Enter the **Boat Name** and **Distinguishing Symbol** here. Record your AFMA Boat ID (if known), if you record your Boat ID there is no need to record your Boat name or Dist Symbol on each page of the logbook, just record them on the first page of each book and anytime the boat name, dist symbol or boat ID changes. You must ensure you are using the correct AFMA Boat ID for the boat that you are completing these log pages for, and that the Boat ID is written clearly, if the Boat ID is not written correctly or clearly AFMA will request you continue to record the Boat Name and Dist Symbol on each page. If you are not sure of your AFMA Boat ID please contact AFMA on 1300 723 621.

Non-Fishing Period

Whilst at sea if you are not fishing for a day or longer please specify the date/s during which you did not fish. Do not use single pages for single sequential non-fishing days.

Non-Fishing Code

Circle the reason why you were not fishing during the indicated dates. If you were operating in another fishery please write in the name in the space provided.

Trip Dates

On the first sheet used for a trip record the date of departure, on the last page used for a trip record the date of return.

Trawl Details

Fishery

Circle the relevant code to indicate which fishery you are operating in.

Gear number

This is the number you allocated to different ground gears and nets on your vessel, gear and contact details sheet. Record the corresponding number of the ground gear and net you are using for that shot.

Cod end mesh size/ mesh orientation

Record the mesh size and indicate the orientation of the mesh by circling either **S** for square or **D** for diamond.

Ground gear height

Record the height of the largest part of the ground gear (ie. the largest bobbins or disks).

Trawl method

Circle the relevant code (one from each section) to indicate what trawl method you are using. A midwater trawl is considered to be a trawl where the gear intentionally does not go near the bottom for the duration of the tow.

Start and end shot times

Start times are when the gear setting has stopped. End time is when hauling begins. Please record all times using the 24 hour clock (eg. 1:00pm = 1300).

Start and End position

Start position is the position of the vessel when the gear setting has stopped. End position is the position of the vessel when gear hauling begins.

Average trawl depth

This is the average depth at which the net is towed during a shot. Please circle **m** (metres) or **fath** (fathoms) depending on which unit you are using.

Average temperature

This is the average temperature recorded at trawl depth during the shot. Please record it in degrees celsius. If you do not have a net monitor that records temperature put a dash in this space.

Shot valid

Circle **'Yes'** if the gear was deployed successfully or **'No'** if you had gear problems, ie. net was pinned up.

Southern and Western Finfish Trawl Daily Fishing Log – SWT01B

Instruction Page (Continued)

Catch Details

The weight of all **retained quota species** must be recorded accurately in kilograms on a shot by shot basis. The weight of all **discarded quota species** must also be recorded accurately on a shot by shot basis using the appropriate form code (see fold out flap). All quota species must be recorded separately and not mixed with any other species.

The weight of all **retained non-quota species** must be recorded accurately in kilograms on a shot by shot basis. Where the total retained weight of a single non-quota species is less than 10kg, this species may be combined with another non-quota species of less than 10kg and recorded as 'mixed fish'. The common names of species retained but not pre-listed should be recorded in the blank spaces provided. If you run out of space, cross out the names of pre-listed species you did not catch and write in the new names.

FOR GAB TRAWL ONLY:

The weight of individual **discarded non-quota species** must be recorded **on a shot by shot** basis either:

- separately and not mixed with any other species; or
- combined and reported in the appropriate species group provided at the bottom of the page.

Listed Marine and Threatened Species

Please circle **YES** or **NO** to indicate if your gear came into contact with or caught a listed marine or threatened species.

If you did have an interaction with a listed marine or threatened species please complete the Listed Marine and Threatened Species Form at the back of the logbook and submit it with the relevant log page.

Comments

Comments - This section is provided for any further information that you think may be important such as: gear failure, weather, damaged fish, size of fish, loss of catch to seals etc.

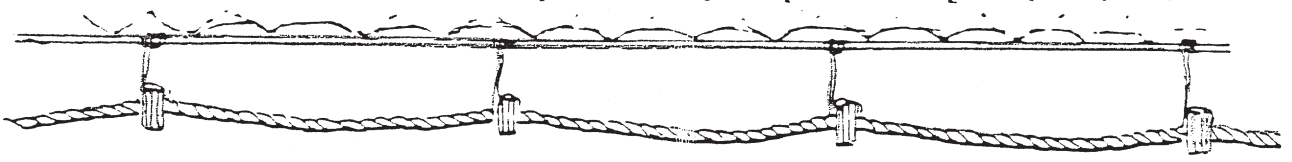
Signature and Date Box

Each logsheet requires the date and signature of the master of the boat (skipper). The signature verifies that the information recorded in the logbook is an accurate record of the fishing operation including estimated landed weights.

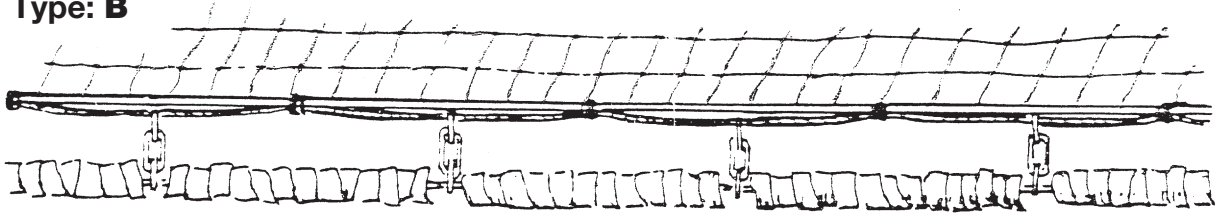
Years of experience, please record the years the master of the boat (skipper) signing this log page has been a master of a boat (skipper). If the same skipper is signing more than one page for a trip, this only needs to be completed once per trip.

Ground Gear Types

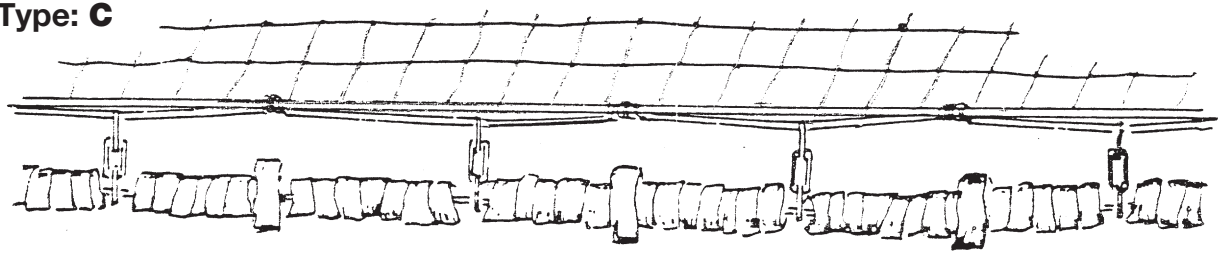
Type: A



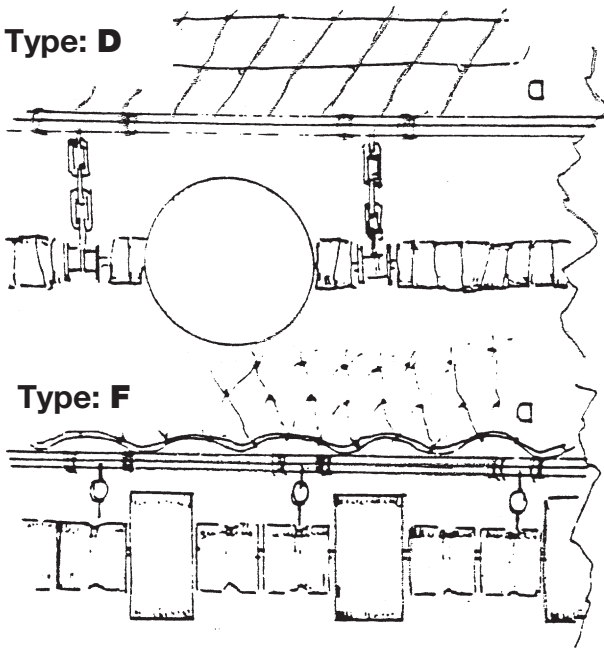
Type: B



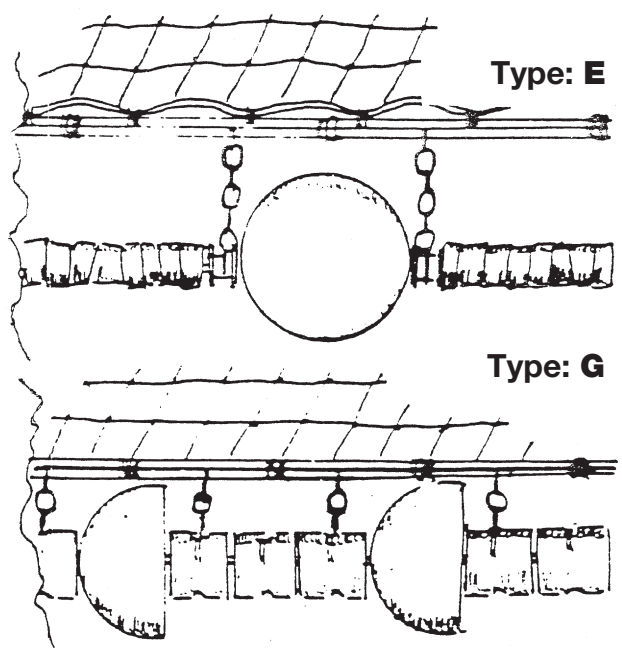
Type: C



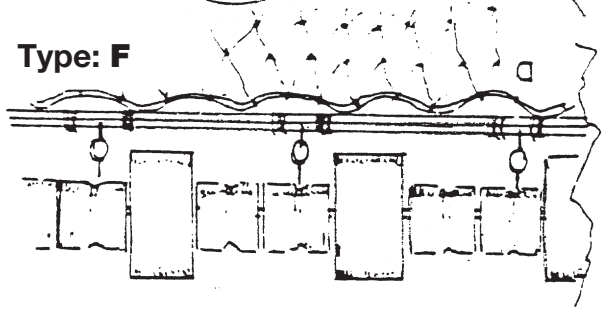
Type: D



Type: E



Type: F



Type: G

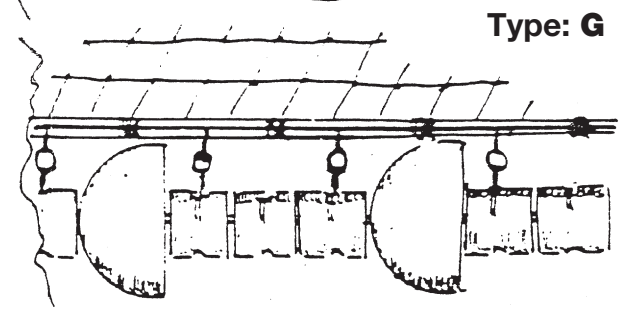


Diagram from Prado, J (1990). Fisherman's workbook.
Fishing Technology Service, FAO.

Vessel, Gear and Contact Details

SWT01B – Daily Fishing Log

Log No:	Boat Name:	Dist. Symbol:
----------------	-------------------	----------------------

Vessel Details	
Length (LOA) <input style="width: 80%;" type="text"/> metres	Main engine/s power <input style="width: 80%;" type="text"/> kw / hp
Beam <input style="width: 80%;" type="text"/> metres	Kort nozzle <input style="width: 80%;" type="text"/> Yes / No
Draught <input style="width: 80%;" type="text"/> metres	Variable pitch prop <input style="width: 80%;" type="text"/> Yes / No
Fish hold capacity <input style="width: 80%;" type="text"/> cubic metres	Processing facilities (type) <input style="width: 80%;" type="text"/>
Principal operation of vessel (circle)	Freezer Vessel (circle) <input style="width: 80%;" type="text"/> Yes / No
<input type="checkbox"/> Finfish Trawl <input type="checkbox"/> Prawn Trawl <input type="checkbox"/> Other: <input style="width: 80%;" type="text"/>	Homeport <input style="width: 80%;" type="text"/>

Gear Details		Nets							
Ground gear									
	Gear 1	Gear 2	Gear 3	Gear 4		Net 1	Net 2	Net 3	Net 4
Type (from diagram)	<input style="width: 80%;" type="text"/>	<input style="width: 80%;" type="text"/>	<input style="width: 80%;" type="text"/>	<input style="width: 80%;" type="text"/>	Type (from descriptions below)	<input style="width: 80%;" type="text"/>	<input style="width: 80%;" type="text"/>	<input style="width: 80%;" type="text"/>	<input style="width: 80%;" type="text"/>
Length	m/f	m/f	m/f	m/f	Headrope length	m/f	m/f	m/f	m/f
Weight	kg	kg	kg	kg	Footrope length	m/f	m/f	m/f	m/f
Bycatch Reduction Devices					Headline height	m/f	m/f	m/f	m/f
Description	<input style="width: 100%; height: 100%;" type="text"/>				Estimated wing spread	m/f	m/f	m/f	m/f
					Max wing mesh size	cm/in	cm/in	cm/in	cm/in
					Sweep length	<input style="width: 80%;" type="text"/> m/f			
					Bridle length	<input style="width: 80%;" type="text"/> m/f			
		Maximum depth vessel can fish <input style="width: 80%;" type="text"/> m/f							

Contact Details for Vessel's Logbook	
Preferred contact person	Other contact person
Name <input style="width: 80%;" type="text"/>	Name <input style="width: 80%;" type="text"/>
Person's role (eg. skipper) <input style="width: 80%;" type="text"/>	Person's role (eg. skipper) <input style="width: 80%;" type="text"/>
Mobile <input style="width: 80%;" type="text"/>	Mobile <input style="width: 80%;" type="text"/>
Business Phone <input style="width: 80%;" type="text"/>	Business Phone <input style="width: 80%;" type="text"/>
Fax <input style="width: 80%;" type="text"/>	Boat Contact Number <input style="width: 80%;" type="text"/>
Email <input style="width: 80%;" type="text"/>	
Address <input style="width: 80%;" type="text"/>	

Concession Holder or Authorised Person to complete	
Printed Name	Signature
<input style="width: 100%; height: 100%;" type="text"/>	<input style="width: 100%; height: 100%;" type="text"/>

Net Types	
<p>WT = Wing trawl 2 seam net, moderate headline height (3-5m)</p> <p>CWT = Cutaway wing trawl Wing trawl with the wing length shortened</p> <p>SN = Scratch net (commonly referred to by fishers as a "spag" net) 2 seam net, long wings and low headline height (2-4m)</p> <p>OT = Other Describe: <input style="width: 80%; height: 40px;" type="text"/></p>	<p>HL = High lift net or "Balloon Trawl" "Box Trawl" "Sea Star" or "Champion" 4 seam net, high opening (5m +)</p>

Catch and Effort – SWT01B Daily Fishing Log

Please use separate sheets for each fishing day

Original Copy – Send to AFMA

Date: **15 / 02 / 16**

Log No: Page No:

Boat Name: **Deep Blue**

Dist. Symbol: **LFB123**

Boat ID:

TRIP DATES

EXTENDED NON-FISHING

I did not fish between **16 / 02 / 16** and **16 / 02 / 16**

NON-FISHING CODE (Circle)

In Port Searching Bad Weather Steaming Other fishery. Which?

Departed: **15 / 02 / 16**

Returned: **16 / 02 / 16**

TRAWL DETAILS		SHOT 1				SHOT 2				SHOT 3			
Fishery (circle)		<input checked="" type="radio"/> GAB <input type="radio"/> WDW		Other		<input checked="" type="radio"/> GAB <input type="radio"/> WDW		Other		<input checked="" type="radio"/> GAB <input type="radio"/> WDW		Other	
Gear No. (from gear sheet)		SPF HS		Net		SPF HS		Net		SPF HS		Net	
Cod end mesh size (mm)		100		S <input checked="" type="radio"/> D		100		S <input checked="" type="radio"/> D		40		S <input checked="" type="radio"/> D	
Ground gear disc height		9		inch/cm		9		inch/cm		—		inch/cm	
Trawl method (circle one from each section)		<input checked="" type="radio"/> OT <input type="radio"/> PA		<input checked="" type="radio"/> DEM		<input checked="" type="radio"/> OT <input type="radio"/> PA		<input checked="" type="radio"/> DEM		<input checked="" type="radio"/> OT <input type="radio"/> PA		<input checked="" type="radio"/> DEM	
Start time of shot		0400				1700				1715			
Start position degrees:minutes		3 2		2 5		2 9		1 7		4 1		1 7	
Longitude		1 2		9 5		1 1		2 2		1 4		8 4	
End time of shot		0550				1920				2230			
End position degrees:minutes		3 2		2 9		2 9		2 7		4 1		4 0	
Longitude		1 3		0 0		1 1		2 2		1 4		8 4	
Average trawl depth		420				240				120			
Trawl depth average temp		8				14				14			
Shot valid (circle)		<input checked="" type="radio"/> Yes		No		<input checked="" type="radio"/> Yes		No		<input checked="" type="radio"/> Yes		No	

CATCH DETAILS

Estimate weight (kg) of each species	Weight Kept	Form Code	Weight Discarded	Dis. Code	Weight Kept	Form Code	Weight Discarded	Dis. Code	Weight Kept	Form Code	Weight Discarded	Dis. Code
Deepwater Flathead	320	W										
Bight Redfish	10	W										
Orange Roughy												
Chinaman Leatherjacket					300	W	10	DM				
Yellowspot Boarfish					80	W						
Big Spine Boarfish												
Knifejaw					100	W						
Smooth Oreo												
Latchet												
King Dory												
Mirror Dory												
Gemfish												
Ruby Snapper												
Rosy Jobfish												
Tang Snapper												
Arrow Squid					40	W						
Deepwater Bugs												
Gummy Shark												
School Shark												
Saw Shark												
Elephant Shark												
Angel Shark	60	TR										
Alfonsino												
Blue Mackerel												
Jack Mackerel												
Yellowtail Scad									4000	W		
Redbait									1000	W		
Wobbegong Barracouta			100	UM	20	TR			200	W	50	DM
Skates/Rays/Stingrays/Guitarfish												
Frostfish/Hairtails			20	UM								
Scorpionfish/Gunnards/Latchet												
Barracoutas												
Leatherjackets							30	UM				
Dogfish (inc Spurdog)												
Dories/Oreodories												
Squids/Octopus/Cuttlefish												
Sponges												
Other Finfish											75	US
Other Sharks												

Did you have an interaction with a Listed Marine or Threatened Species? (circle) Yes No

Further details of all listed marine and threatened species interactions must be recorded on the Listed Marine and Threatened Species Form at the back of the logbook.

Master of the boat (Skipper) - I certify that the information provided on this form is a true and accurate record.

Printed Name: **Rob Mooney** Years of Experience: **3**

Comments:

Signature: **Rob Mooney** Date: **16 / 02 / 16**

Catch and Effort – SWT01B Daily Fishing Log

Please use separate sheets for each fishing day

Original Copy – Send to AFMA

Log No:	Page No:
---------	----------

Date:

Boat Name:

Dist. Symbol:

Boat ID:

TRIP DATES

EXTENDED NON-FISHING

I did not fish between and

NON-FISHING CODE (Circle)

In Port	Bad Weather	Other fishery.
Searching	Steaming	Which?

Departed:

Returned:

TRAWL DETAILS		SHOT 1			SHOT 2			SHOT 3		
Fishery (circle)		GAB	WDW	Other	GAB	WDW	Other	GAB	WDW	Other
		SPF	HS	<input type="text"/>	SPF	HS	<input type="text"/>	SPF	HS	<input type="text"/>
Gear No. (from gear sheet)		Ground		Net	Ground		Net	Ground		Net
Cod end mesh size (mm)	Mesh (square or diamond)			S D			S D			S D
Ground gear disc height		inch/cm			inch/cm			inch/cm		
Trawl method (circle one from each section)		OT DS	PA OT2	DEM MID	OT DS	PA OT2	DEM MID	OT DS	PA OT2	DEM MID
Start time of shot										
Start position degrees:minutes	Latitude									
	Longitude									
End time of shot										
End position degrees:minutes	Latitude									
	Longitude									
Average trawl depth		m/fath			m/fath			m/fath		
Trawl depth average temp										
Shot valid (circle)		Yes	No		Yes	No		Yes	No	

CATCH DETAILS

Estimate weight (kg) of each species	Weight Kept	Form Code	Weight Discarded	Dis. Code	Weight Kept	Form Code	Weight Discarded	Dis. Code	Weight Kept	Form Code	Weight Discarded	Dis. Code
Deepwater Flathead	FLD											
Bight Redfish	REB											
Orange Roughy	ORO											
Chinaman Leatherjacket	LTC											
Yellowspot Boarfish	BOP											
Big Spine Boarfish	BOB											
Knifejaw	KNI											
Smooth Oreo	DOO											
Latchet	LAT											
King Dory	DOK											
Mirror Dory	DOM											
Gemfish	GEM											
Ruby Snapper	SNR											
Rosy Jobfish	JOR											
Tang Snapper	SNT											
Arrow Squid	SQA											
Deepwater Bugs	BUG											
Gummy Shark	SHG											
School Shark	SHS											
Saw Shark	SHW											
Elephant Shark	SHE											
Angel Shark	ASH											
Alfonsino	ALF											
Blue Mackerel	MAS											
Jack Mackerel	MAJ											
Yellowtail Scad	MAY											
Redbait	PEA											
Skates/Rays/Stingrays/Guitarfish												
Frostfish/Hairtails												
Scorpionfish/Gunnards/Latchet												
Barracoutas												
Leatherjackets												
Dogfish (inc Spurdog)												
Dories/Oreodories												
Squids/Octopus/Cuttlefish												
Sponges												
Other Finfish												
Other Sharks												

Did you have an interaction with a Listed Marine or Threatened Species? (circle) Yes No

Master of the boat (Skipper) - I certify that the information provided on this form is a true and accurate record.

Further details of all listed marine and threatened species interactions must be recorded on the Listed Marine and Threatened Species Form at the back of the logbook.

Printed Name: Years of Experience:

Comments:

Signature: Date:

Australian Fisheries
Management Authority.
PO Box 7051
Canberra MC ACT 2610

WILDLIFE AND OTHER PROTECTED SPECIES FORM – SWT01B

Please use one form per shot

Logbook No.

Boat Name	Shot Number	Date of Interaction	/	/		
Distinguishing Symbol	Start of Shot Time (24 hrs)	Corresponding logbook page no.			Observer on board (tick box)	
					Yes <input type="checkbox"/>	No <input type="checkbox"/>

Great White Shark / Grey Nurse Shark / Whale Shark / Seahorse / Pipefish / Sea Dragon / Seabird / Turtle / Sea Snake / Seal / Dolphin / Whale / Dugong

Species Name <small>Be specific, one line for each individual (refer to list)</small>	No of Sea Horses	Time at which Interaction occurred (24hr)	Latitude/Longitude of interaction		Caught During Fishing Operation <small>(tick one box only)</small>			Hooked or Entangled <small>(tick one box only)</small>		Band or Tag Number	Life Status <small>(tick one box only)</small>			
			dd	mm	ddd	mm	Haul	Set	Other		Hooked	Entangled	Alive	Dead

Comments

- Is there anything else that you believe to be important information? (i.e. female, male, adult, juvenile)
- Where was the animal tangled/hooked? (flipper, mouth, wing, entire body, swallowed hook, etc.)
- Where in the gear was the animal tangled/hooked (top metre of net near the float line, mid section of net, bottom section of net near purse wire and rings, etc.)?
- How was the animal released?

I certify the information which I have provided on this form to be a complete and accurate record.

Concession Holder/Authorised Agent Signature and Date	/ /
Concession Holder/Authorised Agent Printed Name	

Original Copy – Send to AFMA

Australian Fisheries
Management Authority.
PO Box 7051
Canberra MC ACT 2610

WILDLIFE AND OTHER PROTECTED SPECIES FORM – SWT01B

Please use one form per shot

Logbook No.

Boat Name	Shot Number	Date of Interaction	/	/		
Distinguishing Symbol	Start of Shot Time (24 hrs)	Corresponding logbook page no.			Observer on board (tick box)	
					Yes <input type="checkbox"/>	No <input type="checkbox"/>

Great White Shark / Grey Nurse Shark / Whale Shark / Seahorse / Pipefish / Sea Dragon / Seabird / Turtle / Sea Snake / Seal / Dolphin / Whale / Dugong

Species Name <small>Be specific, one line for each individual (refer to list)</small>	No of Sea Horses	Time at which Interaction occurred (24hr)	Latitude/Longitude of interaction		Caught During Fishing Operation <small>(tick one box only)</small>			Hooked or Entangled <small>(tick one box only)</small>		Band or Tag Number	Life Status <small>(tick one box only)</small>			
			dd	mm	ddd	mm	Haul	Set	Other		Hooked	Entangled	Alive	Dead

Comments

- Is there anything else that you believe to be important information? (i.e. female, male, adult, juvenile)
- Where was the animal tangled/hooked? (flipper, mouth, wing, entire body, swallowed hook, etc.)
- Where in the gear was the animal tangled/hooked (top metre of net near the float line, mid section of net, bottom section of net near purse wire and rings, etc.)?
- How was the animal released?

I certify the information which I have provided on this form to be a complete and accurate record.

Concession Holder/Authorised Agent Signature and Date	/ /
Concession Holder/Authorised Agent Printed Name	

Original Copy – Send to AFMA