



Australian Government

Australian Fisheries Management Authority

Annual Report 2019-20



AFMA

Cover© Commonwealth of Australia 2020

ISSN 1039-3099 (Print)

ISSN 2205-2739 (Online)

This work is copyright. Apart from any use as permitted under the *Copyright Act 1968*, no part may be reproduced by any process without prior written permission from the Commonwealth. Requests and inquiries concerning reproduction and rights should be addressed to the Commonwealth Copyright Administration, Attorney General's Department, National Circuit, Barton ACT 2600 or posted at <http://www.ag.gov.au/cca>

Published by the Australian Fisheries Management Authority

Cover and infographics designed by:	2B Advertising and Design
Contact officer:	Virginia Voce
Postal address:	PO Box 7051 Canberra Business Centre Canberra ACT 2610
Office address:	15 Lancaster Place Majura Park ACT 2609
Phone enquiries:	02 6225 5555
Email:	info [at] afma.gov.au
Website:	afma.gov.au

View this report online - [Corporate publications & reports - Australian Fisheries Management Authority \(AFMA\)](#)

Front cover photos:

Left to right:

AFMA Fisheries Officer waiting at port
Photo courtesy AFMA Media Library

Destruction of seized vessel
Photo courtesy AFMA Media Library

Scallops unloading
Photo courtesy AFMA Media Library

Fishing boat unloading on the dock
Photo courtesy AFMA Media Library

TABLE OF CONTENTS

Table of contents	iii
Transmittal Letter	vi
User guide	vii
Chairman's and CEO review	1
Our performance and achievements	1
Impact of COVID-19	3
FEATURE STORY: Placement of an observer during COVID-19.....	5
Outlook	6
Acknowledgements	6
AFMA at a Glance	7
Part 1 Overview	8
Authority	8
Role and functions.....	8
Organisational structure	10
Part 2 Performance	12
Introductory Statement	12
Purpose	12
Overview of Performance	13
1. Management of Commonwealth fisheries consistent with principles of ecological sustainable development.....	15
2. Maximum net economic returns to the Australian community from the management of Commonwealth fisheries	17
3. Compliance with Commonwealth fisheries laws and policies and relevant international fishing obligations and standards	20
FEATURE STORY: <i>Operation Nasse</i> 2019	26
4. Deliver efficient, cost-effective and accountable management of Commonwealth fisheries resources.....	27
FEATURE STORY: Agency Data Capture – Simplifying data sharing.....	33
Part 3 Fishery Reports	34
Introduction.....	34
Gross Value of Production.....	35
Performance results discussed in fishery reports.....	35

List of Fishery Reports.....	36
Bass Strait Central Zone Scallop Fishery.....	37
Coral Sea Fishery.....	39
Macquarie Island Toothfish Fishery.....	40
Northern Prawn Fishery.....	41
North West Slope and the Western Deepwater Trawl Fisheries	45
Small Pelagic Fishery	47
Southern and Eastern Scalefish and Shark Fishery.....	49
Southern Squid Jig Fishery	54
Eastern Tuna and Billfish Fishery.....	55
Southern Bluefin Tuna Fishery	57
Western Tuna and Billfish Fishery.....	59
Heard Island and McDonald Islands Fishery.....	61
High Sea Permits.....	63
Non-operational fisheries.....	64
FEATURE STORY: Observer Program Work Health and Safety Activities.....	66
Part 4 Management and accountability	67
Corporate governance.....	67
Corporate Planning and Reporting	69
Risk.....	71
Compliance with Finance Law	74
Purchasing.....	74
AFMA's environmental footprint	75
People Management	76
Part 5 Financial performance reports and statements	83
Financial Performance.....	83
Australian National Audit Office report	85
Financial Statements for year ending 30 June 2020	87
Part 6 Appendices	123
Commission and Executive	123
Management Advisory Committee meetings and memberships	129
Freedom of Information reporting	132
Work Health and Safety.....	133
Ecologically sustainable development and environmental performance.....	136

Disability Reporting.....	138
Consultancy Services	139
Procurement and Small Business	140
Total Resources and Total Payments	141
Expenses by Outcomes.....	142
Key Management Personnel Remuneration.....	143
Part 7 Glossary and indexes	145
List of Requirements - non-corporate Commonwealth entities.....	145
Glossary	149
Index.....	154



Australian Government

Australian Fisheries Management Authority

18 September 2020

Senator the Hon Jonathon Duniam
Assistant Minister for Forestry and Fisheries
Parliament House
CANBERRA ACT 2600

Dear Assistant Minister

We have much pleasure in presenting to you the annual report of the Australian Fisheries Management Authority (AFMA) for the financial year ended 30 June 2020. This report also includes AFMA's Annual Performance Statement for 2019-20.

During 2019-20, AFMA, in partnership with industry, continued to provide the Australian community with well-managed Commonwealth commercial fisheries. Sustainable and environmentally responsible fisheries is the key focus of the agency. AFMA has progressed co-management arrangements in our fisheries to further develop collaborative approaches and the benefits for industry from greater stability and responsibility are becoming clear.

AFMA continued to target and apprehend illegal foreign fishing vessels in Australian waters. Illegal operators face hefty fines and the confiscation and destruction of their boats when caught. Evidence continues to show that this vigilance has a strong deterrence affect. Also by maintaining targeted actions and visibility in the field, AFMA encourages voluntary domestic compliance rather than having to take enforcement action against conscious non-compliance.

In 2019-20 AFMA successfully completed the *e-fish: An Integrated data capture and sharing project*. This project marks a significant step towards making the full value of fisheries data accessible to the Australian community and fisheries stakeholders.

This report has been prepared in accordance with section 87 of the *Fisheries Administration Act 1991* and in accordance with the *Public Governance, Performance and Accountability Amendment (Non-corporate Commonwealth Entity Annual Reporting) Rule 2014*, approved by the Minister for Finance under the *Public Governance, Performance and Accountability Act 2013*.

In addition, and as required under section 10 of the *Public Governance, Performance and Accountability Rule 2014*, we certify that we are satisfied that AFMA has:

- prepared fraud risk assessments and fraud control plans
- put in place appropriate fraud prevention, detection, investigation, recording or reporting mechanisms that meet the specific needs of the agency
- taken all reasonable measures to appropriately deal with fraud relating to the agency.

We give the report to you for presentation to Parliament as required under section 46 of the *Public Governance, Performance and Accountability Act 2013*.

Yours sincerely

A handwritten signature in blue ink, appearing to read 'Helen Kroger'.

Helen Kroger
Chairman

A handwritten signature in blue ink, appearing to read 'Wez Norris'.

Wez Norris
Chief Executive Officer

USER GUIDE

This report provides details of the operations and performance of AFMA for the financial year ending 30 June 2020, as forecast in the Agriculture and Water Resources Portfolio Budget Statements 2019-20 and the AFMA Corporate Plan 2019-22.

It has been prepared in accordance with Australian Government and legislative requirements, including the *Public Governance, Performance and Accountability Act 2013* (PGPA Act).

The Annual Report is primarily a mechanism of accountability to the Australian Government. It also provides a valuable resource for AFMA's clients, government at all levels, industry and the general community.

Chairman's and CEO review

Provides the Chairman's and Chief Executive Officer's review, looking at AFMA's key achievements in 2019-20, the impacts of COVID-19 and an outlook for 2020-21.

PART 1 – Overview

Explains our role and functions, stakeholders and our organisational structure.

PART 2 – Performance

Details AFMA's Annual Performance Statement 2019-20 explaining our major objectives, performance results and an analysis of those results.

PART 3 – Fishery Reports

Describes each fishery's contribution to the performance results for the year, any significant changes to management arrangements and highlights the opportunities and challenges faced in meeting our objectives as described in the Annual Performance Statement.

PART 4 – Management and accountability

Covers AFMA's governance arrangements and practices, including financial management, human resource management activities, risk management practices and monitoring and review mechanisms.

PART 5 – Financial performance

Consists of AFMA's financial statement for the 2019-20 financial year, as independently audited by the Australian National Audit Office. These statements include financial performance, SES remuneration, financial position and cash flows during 2019-20.

PART 6 – Appendices

The appendices include reporting requirements such as details of AFMA's Commission, executive and committees, management advisory committee meetings and membership, freedom of information, ecologically sustainable development and environmental performance, consultancy services, work health and safety, disability reporting, agency resources and payments, a statement of expenses by outcomes and key management personnel remuneration report.

PART 7 – Glossary and indexes

Provides a list of requirements as set out in the *Public Governance, Performance and Accountability Amendment (Non-corporate Commonwealth Entity Annual Reporting) Rule 2014* and the Resource Management Guide no 135 'Annual reports for non-corporate Commonwealth entities'. The annual reporting requirements of the *Fisheries Administration Act 1991* are also shown. A glossary and index are included in this section.

CHAIRMAN'S AND CEO REVIEW

Our performance and achievements

Commonwealth fisheries are in excellent shape with the Australian Bureau of Agricultural and Resource Economics and Sciences (ABARES) Fishery Status Reports 2020 showing that for the seventh consecutive year, all fish stocks solely managed by AFMA were not subject to overfishing. In addition, ABARES' most recent fishery statistics indicate that the annual gross value of Commonwealth fisheries production (GVP), that is the landed value of product has been maintained at around \$400 million despite operational disruptions and value-chain collapse across a number of fisheries in the latter half of the financial year due to bushfires and COVID-19. Our fisheries make a valuable contribution to the broader Australian community, such as through providing employment, supporting economic development in regional areas and generating export earnings.

As part of this Annual Report, we have included an Annual Performance Statement (Part 2 of the Annual Report) in accordance with the requirements of the PGPA Act and we have reviewed fishery by fishery outcomes (Part 3 of the Annual Report) of AFMA's management. Highlights of our activities and impacts under each of our corporate goals include:

Ecological Sustainability

Guided by relevant Commonwealth legislation and policies, AFMA works to ensure that the exploitation of fisheries resources is conducted in a manner consistent with the principles of ecologically sustainable development and the exercise of the precautionary principle. In this context, AFMA assesses the risk of fishing to the marine environment and prioritises our management responses to manage the effects of fishing on not only the target species, but also bycatch species, threatened, endangered or protected species and the broader marine ecosystem.

Sustainable and environmentally responsible fisheries is the key focus of the agency. Formal harvest strategies under the Australian Government's Commonwealth Harvest Strategy Policy are in place or being updated in all our major fisheries, and these are improving decision making and sustainability of Commonwealth fisheries. This shows that efficient fisheries depend on abundant fish stocks. These harvest strategies are currently being reviewed and, if necessary, refined to meet the needs of the updated Harvest Strategy Policy released in 2018.

While no fish stocks solely managed by AFMA is subject to overfishing, we continue our work to recover depleted stocks, but it is a long road in some cases. The further challenge of potential regime shifts and climate impacts may ultimately prevent some stocks recovering – even in the absence of fishing pressure – and we are seeking to improve knowledge of these issues and impacts to guide our management responses for all Commonwealth fisheries.

To that end, AFMA and the Commonwealth Scientific and Industrial Research Organisation (CSIRO) have progressed a climate adaptation project to help address climate risks facing our fisheries. The aim of that project is to understand the risks climate change presents to Commonwealth fisheries so that the following questions can be answered:

- What changes does AFMA need to make to its regulatory system so that it can still effectively deliver its management objectives?
- What are the consequences of those changes for the fishing industry and other fishery stakeholders?

The project has developed a handbook for fishery stakeholders that sets out the steps required to understand the potential sensitivity of a fishery's management to physical and ecological change, whether the fishery can easily and rapidly autonomously adapt to these changes or whether it will be a longer process that requires management plans and methods to be modified.

Maximise the net economic returns

AFMA recognises that well-managed, sustainable fisheries with secure access rights for industry – allowing them to invest in the latest technology, best workforce practices and market development – provides the basis for maximising economic returns.

In July 2019, AFMA and the Northern Prawn Fishery Industry Pty Ltd (NPF) implemented formal economic and biological indicators to monitor year-on-year performance of the Northern Prawn Fishery relative to fishing capacity. This will enable industry, and AFMA if needed, to recognise and respond to the need for structural adjustment in the Northern Prawn Fishery fleet to keep it delivering positive economic returns.

In March 2020 AFMA approved funding for the collection of economic data and development of a model for the Bass Strait Central Zone Scallop Fishery in order to estimate maximum economic yield under proposed revisions to the harvest strategy.

Also in March 2020, AFMA released a new draft Exploratory Fishing Policy for stakeholder and public consultation. An efficient Exploratory Fishing Policy will encourage fishers to explore and develop new fishing resources. The new draft simplifies the process of exploring new resources based on balancing risk and cost while using AFMA's Ecological Risk Management framework. It is expected to encourage fisher-led exploration and development of Commonwealth resources through increased transparency and management of ongoing rights.

Compliance

Working with the international community and other Australian Government agencies, AFMA continues to target and apprehend illegal foreign fishing vessels in Australian waters. Illegal operators face hefty fines and the confiscation and destruction of their boats when caught. Evidence continues to show that this vigilance has a strong deterrent effect. During 2019–20, a total of four Indonesian foreign fishing vessels were apprehended across Australia's northern waters. This number continues the downward trend with a total of five apprehensions in the 2018–19 financial year, 14 apprehensions in the 2017–18 financial year and 15 in 2016–17.

By maintaining targeted actions and visibility in the field, AFMA continues to encourage voluntary domestic compliance rather than having to take enforcement action against conscious non-compliance.

Effective, Cost Efficient and Transparent Management and Regulator Arrangements

We have progressed co-management arrangements in our fisheries to further develop collaborative approaches and the benefits for industry from greater stability and responsibility are becoming clear.

In 2019 AFMA and the NPF entered a new multiyear contract for the provision of co-management services. The new contract continues to strengthen the co-management partnership, with NPF taking on additional responsibilities for administering the Northern Prawn Fishery Surveys in collaboration with CSIRO. In 2020 AFMA formally delegated data disclosure authorisation to the NPF Chief Executive Officer (CEO) to cover fisheries related data and manage data requests for industry data on behalf of the industry. This delegation

marks a milestone for AFMA and is the first such delegation between AFMA and an industry association.

In 2019-20 AFMA successfully completed the Fisheries Research and Development Corporation (FRDC) funded *e-fish: An Integrated data capture and sharing project*. The e-fish project was a widely successful collaboration across Australia's fisheries management jurisdictions to understand the perspectives of multiple data user types in each Australian fisheries jurisdiction. Key insights gained from the project include how current data systems are structured, challenges in relation to data sharing and usage, and suggestions for improving how data can be integrated within and across fisheries agencies. The e-fish project created and tested a prototype ICT structure based on a set of design principles that is capable of linking, integrating and sharing fisher-reported data. These design principles, and the successful testing of the prototype, marks a significant step towards making the full value of fisheries data accessible in time to the Australian community and fisheries stakeholders.

Impact of COVID-19

Like many sectors, fisheries experienced significant upheaval in the second half of 2019-20 due to COVID-19 with the impacts likely to be felt for quite some time. In response to COVID-19, AFMA Management implemented its Pandemic Response Plan in March 2020. The plan operates in conjunction with the Business Continuity Plan and outlines AFMA's response to a pandemic by defining pandemic phases according to the World Health Organisation and agency and staff responsibilities under each phase. AFMA also established the Pandemic Incident Management Team (PIMT). The PIMT is chaired by the Chief Operating Officer and comprises a membership of critical staff from all three AFMA branches. The PIMT is responsible for assessment of pandemic phases under the AFMA Pandemic Response Plan and to ensure actions required under each phase are taken.

The CEO closed AFMA offices in Darwin and Lakes Entrance on Friday 27 March 2020 and in Canberra and Thursday Island on Monday 30 March 2020. AFMA's ICT mobility enabled an almost seamless transition to working from home arrangements across the agency. Access to AFMA offices throughout the COVID-19 pandemic was restricted to those staff whose attendance at the office was critical to maintain essential functions for the agency. Plans for transition back to work in the office began in late June 2020. New and emerging risks and mitigations continue to be monitored during AFMA staff transition to offices and worksites.

Due to the restrictions on travel and implementation of working from home arrangements, AFMA instituted a range of mechanisms to help to maintain its overall compliance and enforcement program across Commonwealth fisheries. These included:

- Increased numbers of desktop audits/inspections in place of in field inspections
- Enhanced use of methodologies to monitor and detect quota evasion
- Enhanced use of CCTV capabilities to monitor vessel offloads in key ports
- Enhanced focus on VMS compliance including increased checking and enhanced enforcement
- Increased engagement with State agencies assistance in completing essential inspections on Commonwealth and foreign vessels
- Collaboration with international partners to mitigate emerging fisheries risks under international frameworks
- Participated in virtual joint coordination centres for the running of multilateral coordinated patrols and operations
- Delivery of capacity building and training packages by virtual means

- Promoted the use of alternative or additional means of monitoring and independent verification (such as electronic monitoring).

As at the end of 2019-20, all AFMA offices remained closed. Results of all staff working remotely and reduction on field duties during COVID-19 will be reported in the 2020-21 annual report, but it is fair to say that AFMA staff were well served by the agency's ICT technology, and staff responded positively and proactively to the challenges of the new work environment. AFMA continued to undertake its functions and decision making as well as absorbing additional workload directly related to the pandemic crisis.

FEATURE STORY: Placement of an observer during COVID-19

COVID-19 has brought unprecedented times globally, including for AFMA and the Commonwealth fishing industry. The pandemic has had an affect for over a third of 2019-20 with AFMA closing offices and all staff working remotely. The Observer Program has been significantly disrupted by travel restrictions and work, health and safety concerns for both observers and vessel crew. Fishing is considered an essential industry under COVID-19.

AFMA's Observer Program provides essential information to support the management of Commonwealth fisheries. This includes the collection of scientific data supporting stock assessments, monitoring threatened, endangered or protected species interactions required by the *Environment Protection and Biodiversity Conservation Act 1999* and meeting Australia's international obligations. Our 17 casually-employed observers are pivotal in supporting AFMA to deliver our objective of sustainable fisheries management. They also provide key oversight that supports stakeholder confidence in Australian fisheries, helping to keep our fishers fishing.

COVID-19 and the associated global management response created a unique situation for the placement of observers. However, AFMA has been successful in mitigating the risk of COVID-19 for our observers and for industry, while still achieving high priority deployments to meet key regulatory conditions, including many international obligations. This required significant collaboration across AFMA and other government agencies and with industry.

In April, industry sought to undertake their fishing operations in the Heard Island and McDonald Islands Fishery which requires the placement of an AFMA observer. One recent example of collaboration was the placement of an observer on an Australian fishing vessel in Mauritius for the voyage to the Southern Ocean.

The logistics of placing the observer included:

- receiving an exemption to enter Western Australia and an exemption to leave Australia
- having a COVID-19 test
- meeting the charter flight with the crew from New Zealand
- receiving an exemption and approval from the Mauritian Government.

All AFMA branches in conjunction with other government agencies, as well as in close association with industry, successfully met all requirements enabling the vessel to leave port and undertake their fishing operation.



Observer working in the Antarctic
Photo courtesy AFMA

Outlook

AFMA's Corporate Plan 2020-23 was approved by the Assistant Minister for Forestry and Fisheries. Over the next four years AFMA will look to implement fisheries management in pursuit of sustainable and profitable Commonwealth fisheries by:

- simplifying regulations to reduce operational and cost burdens for industry
- managing ecological and compliance risks
- deterring illegal, unreported and unregulated (IUU) fishing
- improving engagement with stakeholders in the responsible management of fisheries.

AFMA will continue to review management arrangements through broad consultative processes to take into consideration commercial, recreational and Indigenous fishing interests. AFMA is also committed to continued use of co-management approaches with key stakeholders, and will seek to develop an overarching policy framework to guide the circumstances where that approach is appropriate and desirable. We will also review relevant AFMA policies and fishery harvest strategies, with a particular focus on avoiding management that imposes unnecessary regulatory burdens or inefficiencies for the Commonwealth commercial fishing sector.

AFMA will continue to focus on approaches that encourage voluntary¹ compliance by domestic fishers while maintaining an enforcement capability and taking deterrence action against conscious non-compliance. This will involve operating an effective domestic compliance regime using measures that are proportionate to the risks. We will also continue to work with partners in building regional capacity and capabilities to combat foreign IUU fishing within the Australian Fishing Zone (AFZ).

AFMA will pursue initiatives to reduce regulation and administrative burden including exploring opportunities to streamline fisheries assessment and management processes. Incentive mechanisms including greater individual accountability for boat-level performance and using pricing mechanisms to encourage the uptake of electronic reporting and monitoring will enhance effective and accountable management arrangements.

Acknowledgements

We would like to thank the Assistant Minister for Forestry and Fisheries, Senator the Hon Jonathon Duniam and the Minister for Agriculture, Drought and Emergency Management, the Hon David Littleproud MP and their offices for the support that they have provided during 2019–20.

We also wish to acknowledge and thank all AFMA staff for their unwavering commitment and constant professionalism in delivering on the priorities and achievements outlined in this report.



Helen Kroger
Chairman



Wez Norris
Chief Executive Officer

¹ Voluntary compliance is the idea that compliance is achieved as a result of the community (or individuals) choosing to willingly or voluntarily comply with rules, regulations or even general philosophies. Voluntary compliance is not compliance due to an understanding and/or fear of the consequences of not complying; that is deterrence. In essence voluntary compliance is the act of complying regardless of (or without) any possible repercussions.

AFMA at a Glance

NO STOCKS SUBJECT TO OVERFISHING

in AFMA solely managed fisheries for

7 consecutive YEARS



AFMA fisheries officers activities included...

143 COMMONWEALTH PORT VISITS

88 FISH RECEIVER INSPECTIONS

289 BOAT INSPECTIONS
Of these, **83** were desktop inspections

4

APPREHENSIONS of foreign IUU vessels
continuing the downward trend

PART 1 OVERVIEW

Authority

AFMA was established under the *Fisheries Administration Act 1991* in February 1992 to manage Australia's Commonwealth fisheries and apply the provisions of the *Fisheries Management Act 1991*. Together, these two Acts created a statutory authority model for the day-to-day management of Commonwealth commercial fisheries.

AFMA's portfolio department, the Department of Agriculture, Water and the Environment retains responsibility for strategic fisheries policy advice, legislative development and leading international negotiations.

The AFMA Commission is responsible for domestic fisheries management, and the CEO, who is also a Commissioner, is responsible for foreign compliance and assisting the Commission to implement its decisions. The CEO is also responsible for assisting the Minister in managing Torres Strait Fisheries under the *Torres Strait Fisheries Act 1984*. AFMA is governed by the PGPA Act and the *Public Service Act 1999*.

During the reporting period AFMA's Minister was the Minister for Agriculture - Senator the Hon Bridget McKenzie from 1 July 2019 until 2 February 2020 and the Hon David Littleproud MP was appointed the Minister for Agriculture, Drought and Emergency Management on 6 February 2020. Senator the Hon Jonathon Duniam was the Assistant Minister for Forestry and Fisheries.

Role and functions

AFMA is the Australian Government agency responsible for the provision of regulatory and other services to ensure efficient and sustainable management of Commonwealth fisheries on behalf of the Australian community. The challenge in delivering these services is to find the right balance between competitive and profitable seafood production and managing fishing of Australia's marine ecosystems within sustainable and acceptable risk levels.

Our fisheries management practices aim to maintain the ecological sustainability of Commonwealth commercial fisheries for Australians both now and into the future. These practices have regard to non-target species and the long-term health of the broader marine environment.

We generally manage commercial fisheries from three nautical miles offshore to the boundary of the AFZ (200 nautical miles offshore), as well as Australian boats fishing on the high seas outside the AFZ. State and territory governments generally manage fisheries within their borders and inside three nautical miles from shore, except where Offshore Constitutional Settlement (OCS) agreements exist for the management of fish species between the Commonwealth and state/territory governments.

The Commonwealth is also responsible for international fisheries matters, including preventing illegal foreign fishing in the AFZ. Since ratifying the United Nations Fish Stocks Agreement in 1999, Australia has been actively involved in negotiating regional arrangements to manage a range of highly migratory, straddling stocks and international stocks that are targeted by Australian operators. AFMA participates in management, monitoring, control and surveillance activities as well as developing capacity building activities, providing advice and training to countries in our region.

As a regulator we pursue efficient and cost effective fisheries management in a way that accounts for the effects of fishing and ensures ecologically sustainable development. We

also regulate the harvest of fisheries resources with the aim of maximising net economic returns to the Australian community.

Australia's Commonwealth commercial fisheries are managed in accordance with the government's cost recovery policy. The Commonwealth commercial fishing industry pays for costs directly attributed to, and recoverable from, the fishing industry, while the government pays for activities that benefit the broader Australian community. During 2019-20 cost recovered revenue from the fishing industry represented about 31 per cent of total revenue. The percentage would be some 39 per cent after taking into account the levy relief package which provided some \$10.3 million in order to waive any further levies for all Commonwealth fisheries for the remainder of the 2019-20 year.

Stakeholders

AFMA proactively engages with scientists, commercial fishers and fishing associations, researchers, environment and conservation organisations, other Australian Government, territory and state agencies, and recreational and Indigenous fishers about our management of Commonwealth fisheries and compliance activities. We continue to encourage and promote a partnership approach with stakeholders, involving them in developing policies and actions and to share responsibility (and the associated risks) for fisheries management where appropriate.

We also provide fisheries management services to Joint Authorities of the Commonwealth and state governments, including the Torres Strait Protected Zone Joint Authority (PZJA) under the *Torres Strait Fisheries Act 1984*. The status of these fisheries and AFMA's activities in managing them are reported separately through the PZJA annual report and relevant Joint Authority reports between the States/Northern Territory and the Commonwealth.

Our values

AFMA individually and collectively underpins our service, partnerships and accountability to stakeholders by adhering to the principles of public sector governance.

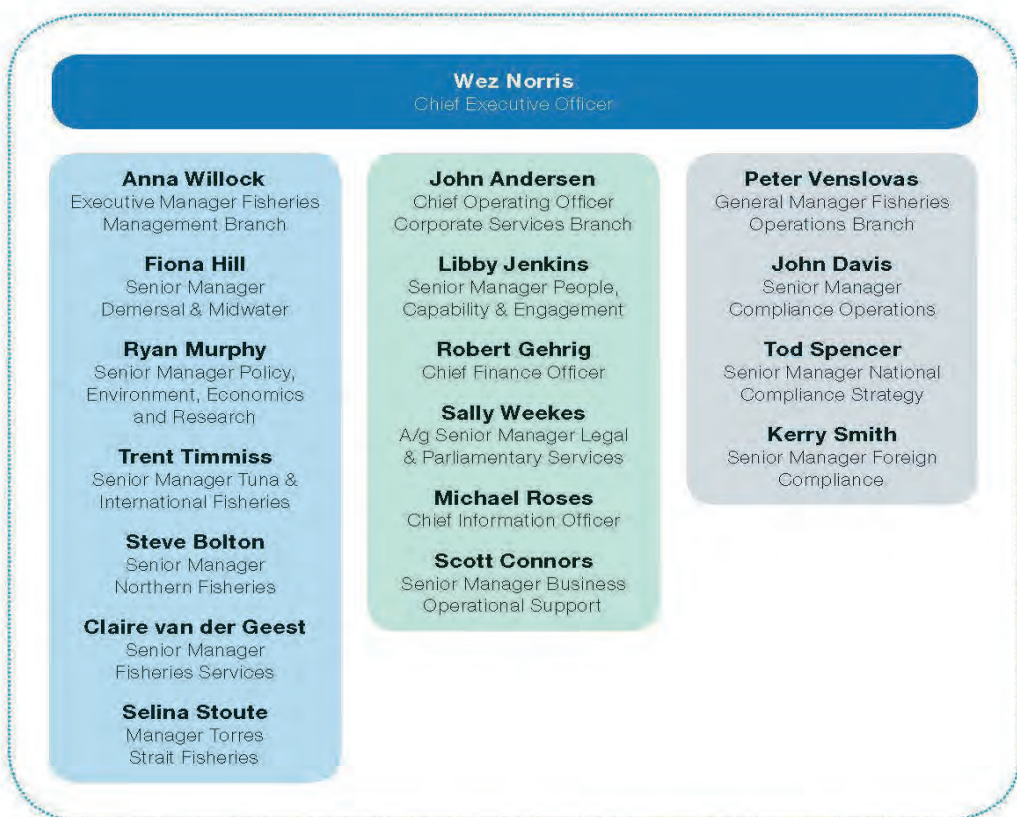
We are:

- **Impartial** – we are apolitical and provide the government with advice that is frank, honest, timely and based on the best available evidence
- **Committed to service** – we are professional, objective, innovative and efficient, and we work collaboratively to achieve the best results for the Australian community and the government
- **Accountable** – we are open and accountable to the Australian community under the law and within the framework of Ministerial responsibility
- **Respectful** – we respect all people, including their rights and their heritage
- **Ethical** – we demonstrate leadership, are trustworthy, and act with integrity, in all that we do.

AFMA's Client Service Charter also expresses our ongoing commitment to providing stakeholders with quality service. The Client Service Charter is available at our website at afma.gov.au.

Organisational structure

Our organisational structure as at 30 June 2020 is presented below.



Where AFMA operates

AFMA has offices at four locations: Canberra, Darwin, Thursday Island and Lakes Entrance. Details of our office locations are provided below.

Canberra office		
Street address	Postal address	Enquiries
Level 3 15 Lancaster Place MAJURA PARK ACT 2609	PO BOX 7051 Canberra Business Centre CANBERRA ACT 2610	Ph: (02) 6225 5555 Fax: (02) 6225 5500 AFMA Direct: 1300 723 621
Darwin office		
Level 6 Jacana House 39-41 Woods Street DARWIN NT 0800	GPO Box 131 DARWIN NT 0801	Ph: (08) 8943 0333 Fax: (08) 8942 2897
Thursday Island office		
Level 1 Pearls Building 38 Victoria Parade THURSDAY ISLAND QLD 4875	PO Box 376 THURSDAY ISLAND QLD 4875	Ph: (07) 4069 1990 Fax: (07) 4069 1277
Lakes Entrance office		
Seamec Building Bullock Island Road LAKES ENTRANCE VIC 3909	PO Box 408 LAKES ENTRANCE VIC 3909	Ph: 0447 019 916

PART 2 PERFORMANCE

Introductory Statement

I, as the accountable authority of the Australian Fisheries Management Authority, present the 2019-20 annual performance statements of AFMA, as required under paragraph 39(1)(a) of the *Public Governance, Performance and Accountability Act 2013* and under paragraph 87 of the *Fisheries Administration Act 1991*. In my opinion, these annual performance statements are based on properly maintained records, accurately reflect the performance of the entity, and comply with subsection 39(2) of the PGPA Act.



Wez Norris
Chief Executive Officer & Accountable Authority of AFMA

Purpose

The Australian Fisheries Management Authority operates within the Australian Government's outcome and performance frameworks. The outcome for each agency articulates the government's objectives for the agency and provides a basis for budgeting and reporting the use of funds appropriated by government. The agency's purpose, as stated in its corporate plan, sets out why it exists, and identifies the strategic objectives that it intends to pursue.

Outcome and Program

AFMA's purpose is:

'The ecologically sustainable development of Commonwealth fisheries for the benefit of the Australian community.'

AFMA's goals and strategies are aimed at continuing to deliver ecologically sustainable and economically efficient Commonwealth fisheries over the current and forecast period. In the Portfolio Budget Statements for 2019-20, AFMA is responsible for a single government program: Program 1.1 Australian Fisheries Management Authority. The Annual Performance Statement is structured to highlight the major elements of AFMA's corporate goals:

1. Management of Commonwealth fisheries consistent with the principles of ecologically sustainable development

AFMA will integrate long-term and short-term economic, environmental, social and equity considerations, apply the precautionary principle and minimise the impacts on biological diversity. In doing so, we will also work with commercial, recreational and Indigenous fishers.

2. Maximum net economic returns to the Australian community from the management of Commonwealth fisheries

AFMA will develop management arrangements that seek to maximise economic yield for commercial fishers while taking into consideration the interests of recreational and Indigenous fishers in Commonwealth fisheries.

3. Compliance with Commonwealth fisheries laws and policies and relevant international fishing obligations and standards

AFMA will cooperate with a range of domestic and international agencies to maintain effective monitoring, control and surveillance of fisheries activities in the Australian Fishing Zone and adjacent waters.

4. Deliver efficient, cost-effective and accountable management of Commonwealth fisheries resources

AFMA will deliver value for money through improved valuation, pricing and incentive mechanisms and ensure accountability to our stakeholders and the broader Australian community.

Overview of Performance

The following outcomes will mark AFMA's success:

- AFMA-managed fisheries are acknowledged as sustainable
 - *Achieved by:* a fully developed and integrated Ecological Risk Assessment (ERA)/Ecological Risk Management (ERM) system, supported by high quality government policy and science that is publicly available.
- Fisheries governance is efficient and effective
 - *Achieved by:* employing modern technology to deliver stakeholder self-service, and making the fishing industry accountable as individuals and groups (e.g. co-management).
- Fisheries regulation is focused on 'harms'
 - *Achieved by:* removing unnecessary regulation and making it easy to comply, backed by a proportionate penalties regime and incentives that reward compliant operators.
- Stakeholders are confident in AFMA
 - *Achieved by:* alignment of AFMA and stakeholder expectations through the use of broad engagement systems and shared objectives.

In 2019-20 AFMA successfully delivered outcomes across all four of its goals as depicted in the table below. Overall, we either exceeded, fully achieved or substantially achieved 86 per cent of our targets (i.e. 12 out of 14 performance measures). Good progress was made toward meeting 1 out of 14 targets where we partly met the criteria and limited progress was made towards meeting 1 out of 14 targets where we did not meet the target. Detailed analysis is provided on pages 14 to 32.

Table 1: Overview of Performance

Performance criteria	Indicator	Target	Result	Met
Management of Commonwealth fisheries consistent with principles of ecological sustainable development	Complete an Ecological Risk Assessment and Fisheries Management Strategy for each fishery every five years (number of fisheries)	5	6	●
	The number of high risk rated species from Ecological Risk Assessments declines	80	87	●
	The accuracy of fisheries reporting on general bycatch quantity each year (number of fisheries) improves	8	12	●
	The total number of fisheries reporting decreasing volume of general bycatch quantity each year (number of fisheries)	6	8	●
	Number of fisheries with decreasing interaction rates with Threatened Endangered and Protected species (TEPs)	5	6	●
Maximum net economic returns to the Australian community from the management of Commonwealth fisheries	For economically significant stocks:			
	a) maximise the number of key commercial with harvest strategy targets based on maximum economic yield or the best available proxy.	At least 15	14	●
	b) improve the number of stocks in a) assessed as being on economic target. (number of stocks)	4	4	●
	c) for those stocks in (a) that are assessed as not on target, improve the number of stocks that are heading towards their target reference point. (number of stocks)	7	4	●
	Major fisheries have harvest strategies that meet the Harvest Strategy Policy 2018 (HSP2018) within 3 years (number of fisheries) ¹	6	0	●
	Other fisheries have harvest strategies that meet the HSP2018 within 4 years (number of fisheries)	2	2	●
Compliance with Commonwealth fisheries laws and policies and relevant international fishing obligations and standards	Percentage of treatment targets for all priority domestic risks met	90%	78.1%	●
	Percentage of apprehended illegal, unreported and unregulated (IUU) vessels and suspected illegal entry vessels delivered to AFMA's vessel disposal facilities were disposed of	100%	100%	●
	Percentage of briefs of evidence relating to foreign offenders submitted to the Commonwealth Director of Public Prosecutions within 7–10 days from their arrival in Australia	90%	100%	●
Deliver efficient, cost-effective and accountable management of Commonwealth fisheries resources	Industry cost recovery charges do not exceed the levels derived by increasing the 2005-05 recoveries by the Consumer Price Index each year	<\$19.0 million	\$14.3 million	●

● Fully met
 ● Substantially met
 ● Partly met
 ● Not met

1 All Major Commonwealth Fisheries have Harvest Strategies in place, this indicator refers to the requirement to revise and update strategies to take account of modification to the Commonwealth Harvest Strategy in 2018. AFMA is well progressed against this requirement for a number of fisheries but is reliant on the outcome of additional research prior to being able to complete them.

1. Management of Commonwealth fisheries consistent with principles of ecological sustainable development

Purpose

AFMA manages Commonwealth fisheries against the principles of ecological sustainable development on the basis that managing the impacts of fishing activities on the marine ecosystem and ensuring sustainable commercial harvesting leads to better economic and social outcomes.

To achieve this AFMA worked with Commonwealth agencies during 2019-20 on updated Commonwealth Fisheries Harvest Strategies and ecological risk assessments and implementing changes to our management arrangements to reflect these updated risks.

Result

Criteria source: The performance indicators below are recorded in AFMA's chapter in the Agriculture, Water and the Environment 2019-20 Portfolio Budget Statements p. 234 and in AFMA's Corporate Plan for 2019-22 p. 8.

Performance criteria		2019-20	
		Target	Actual
1.1	Complete an Ecological Risk Assessment and Fisheries Management Strategy for each fishery every five years (number of fisheries)	5	6
1.2	The number of high risk rated species from Ecological Risk Assessments declines	80	87
1.3	The accuracy of fisheries reporting on general bycatch quantity ² each year (number of fisheries) improves	8	12
1.4	The total number of fisheries reporting decreasing volume of general bycatch quantity ² each year (number of fisheries)	6	8
1.5	Number of fisheries with decreasing interaction rates with Threatened Endangered and Protected species (TEPs)	5	6

Methods for measuring performance:

1. Based on the agreed schedule of ecological risk assessments in the Guide to AFMA's Ecological Risk Management June 2017.
2. Based on Ecological Risk Assessments, noting that revised, more precautionary species reference points have identified more high risk species. The latest round of ecological risk assessment of AFMA fisheries has identified a total of 87 high risk species that Commonwealth fisheries are interacting with. Responses to these risk are either under development or already in place. It is expected that the number of species identified as high risk will decline in subsequent years, subject to any new/changes to ERA methodologies.
3. Reporting of general bycatch by fishery in logbooks, e-monitoring and the observer program.
4. Quarterly reports to the Department of Agriculture, Water and the Environment.

² Bycatch other than TEPs

Analysis

AFMA uses an ecosystem-based approach to ensure that it takes account of fishing effects on the whole marine environment, rather than just target species. This applies a precautionary approach when assessing the risks posed by Commonwealth commercial fishing. Our fishery-specific ecological risk assessments evaluate a wide range of species that are at various levels of risks from fishing. Through this process, we assess risk in relation to over 2000 recorded species in Commonwealth waters. The majority (85 per cent) of the species on AFMA's "potential high risk species" list are there due to a lack of information about the biology of those species or catch.

The Ecological Risk Assessment for the effects of fishing (ERA framework) requires that each fishery sets out how it will address risks identified through the formal assessment process particularly those impacts that fishing has on commercial species, bycatch and TEPs. These actions are set out in each fishery's management arrangements and responses and delivered through individual management plans, bycatch plans and protected species strategies. As part of AFMA's revised ecological risk management framework ultimately every fishery will encapsulate these arrangements into fisheries management strategies: a 'one stop shop' for documentation and information about Commonwealth fisheries. This reflects our work with the Department of Agriculture, Water and the Environment when implementing the revised Commonwealth Harvest Strategy and Commonwealth Bycatch policy and their respective supporting guidelines in November 2018. A fishery management strategy has been completed for one Commonwealth fishery to date and work is significantly progressed for two other fisheries.

Based on the updated Ecological Risk Assessment methodology six fisheries have been reassessed by CSIRO in conjunction with AFMA. Some of these reassessments resulted in changes in the species composition in "potential high risk species" identified. For example, the Southern Eastern Scalefish and Shark Fishery trawl sector no longer has any marine mammals identified as high risk to fishing and likewise the gillnet sector is no longer considered a high risk for fur seals or Australian Sea Lions.

Another five Ecological Risk Assessments are due to be completed during 2020–21. To support the ecological risk assessment methodology we held a number of meetings of the Ecological Risk Management Working Group. A key focus of the group over this period was assessing the outcomes of an international review of the methodology with a view to updating and improving AFMA ERA methodology where appropriate.

Reducing bycatch remains an important focus for AFMA, gross volumes of reported bycatch was lower in eight fisheries and exceeded the performance target. Twelve fisheries provided accurate information on the quantity of bycatch discarded, exceeding the target by four. These metrics will assist us in meeting the requirements of the recently introduced Commonwealth Bycatch Policy, particularly around cumulative impacts across fisheries.

AFMA introduced management arrangements in 2020 that require otter trawl operators in the Commonwealth Trawl Sector to retain biological material when fishing gear is in the water in high risk areas, unless they can demonstrate mitigation approaches that remove the risk to seabirds interacting with trawl warp wires. Industry has since developed a number of innovative solutions, including hydraulic mechanisms to pull warp wires under water, and discard chutes that allow for biological material to be discharged below the water surface. Industry is continuing to trial alternative mitigation approaches with the aim of gaining exemptions to the new rules. The number of fisheries with decreasing interaction rates with TEPs was six, exceeding the performance target.

2. Maximum net economic returns to the Australian community from the management of Commonwealth fisheries

Purpose

The Commonwealth Fisheries Harvest Strategy Policy and Guidelines provide an essential management framework for AFMA's Commonwealth fisheries. Commonwealth fishery harvest strategies for key commercial stocks guide the setting of total allowable catches and other catch limits. By pursuing targets of maximum economic yield (or proxy), where available, net economic returns should be improved.

AFMA has also continued to develop and better understand the impacts of management policies to improve the net economic returns from Commonwealth fisheries. In 2019–20, AFMA:

- Refined and investigated use of economic information including trading prices of gear and statutory fishing rights (SFRs)
- Reviewed Fisheries Management Paper number 5 – exploration of fish resources
- Continued work with the Department of Agriculture, Water and the Environment in the development of a Commonwealth resource sharing policy.

Result

Criteria source: The performance indicators below are recorded in AFMA's chapter in the Agriculture, Water and the Environment 2019-20 Portfolio Budget Statements p. 235 and in AFMA's Corporate Plan for 2019-22 p. 10.

	Performance criteria	2019-20	
		Target	Actual
2.1	For economically significant stocks:		
	a) maximise the number of key commercial stocks with harvest strategy targets ³ based on maximum economic yield or the best available proxy	At least 15 (stocks)	14
	b) improve the number of stocks in a) above assessed as being on economic target. (number of stocks)	4	4
	c) for those stocks in a) above that are assessed as not on target, increase the number of stocks that are heading towards their target reference point ⁴ . (number of stocks)	7	4
2.2	Major fisheries have harvest strategies that meet the Harvest Strategy Policy 2018 (HSP2018) within 3 years (number of fisheries)	6 ⁵	0
2.3	Other fisheries have harvest strategies that meet the HSP2018 within 4 years (number of fisheries)	2 ⁶	2

³ Harvest strategy targets are defined as the desired fishing mortality or biomass of the stock (or proxy).

⁴ Note: it may take an extended period of years for ongoing and concerted management actions to deliver positive stock status improvements. In the interim period, target stock numbers will remain at the same level.

⁵ 2020-21 target = 8

⁶ 2020-21 target = 4

Methods for measuring performance:

1. The method for estimating these KPIs was recommended by ABARES in its 2015 review of AFMA's economic KPIs. The KPI assesses key commercial stocks (as defined in the Commonwealth Harvest Strategy Policy 2018) in AFMA's major fisheries (those with Statutory Fisheries Management Plans). One year forecasts are based on fishery manager expertise and stock assessments. *Please note that not all Commonwealth fish stocks can be managed by maximum economic yield, for example, those managed under international regional bodies or when managed to more appropriate targets for the stock (e.g. ecological targets).*
2. Where higher and lower value species are caught together, different targets for the lower value species may maximise net economic returns over all.
3. A range of work is underway to update major fishery and other fisheries to comply with the new Commonwealth Harvest Strategy Policy. Full compliance and updating these strategies are depending on a number of research projects and support work to inform the development of the new HSP.

Analysis

Noting that two stocks (Broadbill swordfish and Striped marlin) in the Eastern Tuna and Billfish Fishery are currently having their harvest strategies revised and updated, the key commercial stocks that have maximum economic yield targets are:

- 11 stocks – Bight redfish, Blue eye trevalla, Blue grenadier, Deepwater flathead, Eastern school whiting, Gummy shark, Orange roughy Eastern, Pink ling-east, Pink ling-west, School shark, Tiger flathead (Southern and Eastern Scalefish and Shark Fishery)
- Three stocks – Banana, Endeavour and Tiger prawns (Northern Prawn Fishery).

The four stocks “on target” are: Deepwater flathead, Eastern school whiting, Tiger flathead (all Southern and Eastern Scalefish and Shark Fishery) and Tiger prawn (brown and grooved) (Northern Prawn Fishery).

The four stocks that were assessed as heading towards the target are: Blue eye trevalla, Gummy shark, Orange roughy eastern and Pink ling-east (all Southern and Eastern Scalefish and Shark Fishery).

The remaining six stocks that were assessed as not on target and not heading towards target are: Bight redfish, Blue grenadier, Endeavour prawn, Pink ling – west, School shark (uncertain) and Banana prawn (no assessment available).

Work is well underway to update harvest strategies to ensure key commercial fish species are sustainably managed to maximise net economic returns to the Australian community consistent with the 2018 updated Harvest Strategy Policy. A number of major fisheries updates are reliant on separate research, which is due for completion in 2020-21.

Broadbill swordfish and Striped marlin harvest strategies have been updated and are currently being reviewed by relevant consultative committees. Two of the smaller fisheries have completed updates of their Harvest Strategy, consistent with the new policy.

Though there are six stocks assessed as not on target and not heading towards target, this is a measure of whether the economic potential is being maximised rather than an indicator of the sustainability of those stocks.

Work continued on finalising a suite of high level economic key performance indicators to monitor the economic performance of our fisheries as well as developing indicators to monitor economic factors that are driving changes in fisheries.

A final draft of the exploratory fishing policy (FMP 5) was released for public comment in 2019 and is currently awaiting resumption of face-to-face Management Advisory Committee

meetings for comment prior to provision to the AFMA Commission for approval. A key aim of the updated policy is to provide guidance to industry and decision makers regarding access to underutilised Commonwealth fisheries resources.

3. Compliance with Commonwealth fisheries laws and policies and relevant international fishing obligations and standards

Purpose

Non-compliance with AFMA's management rules and regulations undermines ecological sustainability as well as the value of fishing concessions which ultimately affects the value and viability of Australia's fishing industry.

Our international compliance activities ensure that Australia's fish stocks and the marine environment are not adversely affected by illegal foreign fishing.

Result

Criteria source: The performance indicators below are recorded in AFMA's chapter in the Agriculture, Water and the Environment 2019-20 Portfolio Budget Statements p. 248 and in AFMA's Corporate Plan for 2019-22 p. 13.

Performance criteria		2019-20	
		Target	Actual
3.1	Percentage of treatment targets for all priority domestic risks met	90%	78.1%
3.2	Percentage of apprehended illegal, unreported and unregulated (IUU) vessels and suspected illegal entry vessels delivered to AFMA's vessel disposal facilities were disposed of	100%	100%
3.3	Percentage of briefs of evidence relating to foreign offenders submitted to the Commonwealth Director of Public Prosecutions within 7–10 days from their arrival in Australia	90%	100%

Methods for measuring performance:

Data is based on actions documented in compliance and enforcement activities.

As detailed below, *AFMA's National Compliance Operations and Enforcement Policy* includes subprograms that each have specific aims and outcomes. In 2019-20, 25 of the 32 (78.1 per cent) performance targets were met, whilst 30 of the 32 (94 per cent) were met or above the threshold target.

All apprehended foreign illegal fishing vessels delivered to AFMA's vessel disposal facilities were successfully disposed of and all briefs of evidence relating to foreign matters were submitted within the targeted timeframes (100 per cent).

Analysis

National Compliance (domestic)

AFMA's *National Compliance Operations and Enforcement Policy* (the policy) aims to effectively deter illegal fishing in Commonwealth fisheries and the Australian Fishing Zone (AFZ).

In order to achieve the policy objective the risk based 2019-20 National Compliance and Enforcement Program consisted of four main components:

- Communication and Education
- General Deterrence
- Targeted Risk
- Maintenance

Communication and Education Program:

As part of our strategy to promote voluntary compliance our fisheries officers conducted infield education sessions and pre-season briefings in a variety of ports to inform Commonwealth fishers on the principles of the compliance and enforcement program and potential consequences of being caught committing offences.

Monthly compliance articles were also posted on AFMA's website and Facebook pages with messages being sent to fishers on a regular basis. These included reminders to keep Vessel Monitoring System (VMS) units switched on over the Christmas and New Year period; pre-season briefings and TED measuring provided to Northern Prawn fishers in preparation for the Banana and Tiger Prawn season commencement; Torres Strait Fishery licence reminder requirements; and, participation with other organisations in joint at-sea patrols. Fishers were also reminded that during COVID-19 AFMA was continuing to monitor fishing operations.

Four of the six Communication and Education performance targets were met in 2019-20 with the remaining two performance targets within acceptable thresholds.

General Deterrence Program:

AFMA fisheries officers visited 143 Commonwealth ports, conducted 289 boat inspections and 88 fish receiver inspections (total of 377 inspections). Of the 289 boat inspections conducted, 83 were desktop inspections.

Due to travel restrictions imposed during the COVID-19 lockdown, the number of inspections decreased by 28 percent compared to the 356 boat and 146 fish receiver premises inspections conducted in 2018-19. High levels of compliance were observed with 92 per cent of inspections not requiring any further action. This was just below the program target rate for voluntary compliance of 95 per cent.

During 2019-20, 165 investigations were commenced, 157 matters were closed and 34 matters are still open and require further investigation, a total of 26 matters were rolled over from the 2018-19 financial period. Of the 157 matters that were closed they resulted in 21 warnings and 17 cautions issues, three Commonwealth Fisheries Infringement Notices issued, one court conviction and 115 matters required no further action.

Eight of the nine performance targets for the general deterrence program were met in 2019-20 the remaining one was within threshold tolerance.

Targeted Risk Program:

During 2019-20 AFMA continued focussing on the Torres Strait Fishery, quota evasion, failing to report interactions and retention of protected and prohibited species and bycatch mishandling.

Torres Strait Fishery

In the Torres Strait Fishery fisheries officers participated in 14 joint 'at-sea' patrols, alongside agencies such as Australian Border Force and Queensland Water Police.

AFMA officers conducted 39 boat inspections, 33 fish receiver premises inspections and also visited 27 ports/freight hubs. AFMA officers participated in two stakeholder/community meetings to deliver information sessions on compliance related matters. Officers also participated in two infield training exercises with the Torres Strait Rangers, focussing on

fishery compliance matters and the importance of timely and concise reporting of relevant matters to AFMA.

One on one education and awareness sessions with fishermen and fish receivers was undertaken at every opportunity to encourage voluntary compliance in the Torres Strait Fisheries. Whilst compliance rates were generally high a number of matters resulted in formal warnings being issued or further investigation conducted. The Commonwealth Director of Public Prosecutions currently have carriage of eight briefs of evidence referred by AFMA for suspected breaches of the *Torres Strait Fisheries Act 1984*, two of which were carried over from 2018-19.

All five of the Torres Strait Fishery performance targets were met or exceeded in 2019-20.

Quota evasion

Quota evasion is the deliberate misreporting, or non-reporting, of the volume and/or species of catch caught in Commonwealth waters. All Commonwealth fishers are required to accurately report their catch to AFMA through Catch Disposal Records (CDRs).

In 2019-20 the National Compliance Strategy Section continued with the covert surveillance program(s) to provide an indicative measure on the level of quota evasion.

Two of the three quota evasion performance targets were met in 2019-20 and one performance target was within threshold tolerance.

Failure to report interaction/retention of protected or prohibited species

During 2019-20, there were 19 incidents of non-reporting of Threatened, Endangered and Protected species interactions detected, six of which required further investigation. The 19 matters detected in 2019-20 is a significant drop from the 35 matters detected in 2018-19, 37 matters detected in 2017-18 and the 49 matters in 2016-17. Each of the 2019-20 matters were dealt with by way of education, warnings or referred to another agency for further action. AFMA will continue to re-assess its strategies to improve reporting rates in 2020-21.

Two of the three failure to report interaction/retention of protected or prohibited species performance targets were met in 2019-20.

Bycatch mishandling

To assist in ensuring long term sustainable fisheries, we have continued with education and communication programs with industry to outline the risk of bycatch mishandling.

There were 24 reports of alleged bycatch mishandling during 2019-20, 12 of which required further investigation. The overall instances of bycatch mishandling reports during the 2019-20 averaged 2.0 reports per month which is slightly above the 2018-19 average of 1.25 but still well down on the 4.2 per month which was occurring prior to additional rules being implemented and targeted education campaigns being launched in October 2016.

Bycatch mishandling incidents were principally dealt with by way of education sessions, cautions and warnings.

Both bycatch mishandling performance measures were met during 2019-20.

Maintenance Programs:

Vessel Monitoring System (VMS) and e-Monitoring (EM)

Due to service provider issues, VMS on a large proportion of the Commonwealth fleet (approximately 80 per cent) was rendered inoperable during August and September 2019. Outside of this period, VMS compliance rates remained high with an average of 96.2 per cent of all Commonwealth vessels reporting to AFMA via their VMS at any one time, which is slightly below the target of 98 per cent. The main reasons for non-compliance were fishers

not seeking approval to turn units off when vessels are undergoing maintenance or had temporarily ceased fishing.

The VMS performance target was not met but was within threshold tolerances during 2019-20.

E-Monitoring

There were also eight incidents of non-compliance with e-monitoring requirements. This is marginally above the target of less than five per year. The majority of events related to improper system maintenance by operators, in particular the cleaning of cameras. These resulted two cautions and one warning being issued and five operators being educated on their obligations.

The E-Monitoring performance target was not met during 2019-20.

Quota Reconciliation

A total of 13 fishers failed to reconcile their over catches by the due date; which is up from the 2018-19 with six instances, but significantly down from 2017-18 with 29 instances and 2016-17 with 30 instances. AFMA worked with the 13 fishers to resolve most of the matters, with all but one being issued with an official caution whilst one matter is still under investigation.

The quota reconciliation performance target was met, with an average of 1.1 per month.

Closure Monitoring

There were two detected closure breaches during 2019-20. Both operators were given cautions and no further action was taken.

The closure monitoring performance target was met during 2019-20 with the target of less than five.

AFMA domestic prosecutions for 2019-20

During 2019-20, AFMA domestic compliance team finalised two matters in May 2020 for suspected breaches of section 95(1)(g) of the *Fisheries Management Act 1991* resulting in one conviction being recorded with fines of \$1,800 and forfeiture of \$20,703 and the second matter resulted in the withdrawal of the charges.



AFMA Fisheries Officer monitors unload of catch
Photo courtesy AFMA

International Compliance

In 2020, AFMA developed and adopted an *International Compliance and Engagement Programme 2020-22* (ICEP) that outlines AFMA's approach to effectively deter illegal foreign fishing in Commonwealth fisheries and waters where Australia has an interest. Australia's efforts have been very successful in curtailing IUU activities within the Australian Exclusive Economic Zone (EEZ) and in waters where it has an interest. However there is a need to remain vigilant as IUU fishing is dynamic and Australia's healthy fish stocks are attractive to those seeking to derive a benefit. As such, responses to IUU fishing require ongoing and persistent effort and collaboration across multiple sectors.

In order to achieve the objective the ICEP consists of five key areas:

- Communications
- Enforcement operations
- Capability development and supplementation
- Strategic engagement
- Targeted threat response.

Our approach to IUU foreign fishing is multifaceted comprising on-the-water surveillance and enforcement, regional cooperation, diplomatic representations, in-country education and capacity building and international cooperation through Regional Fisheries Management Organisations (RFMOs) and other international agreements and arrangements.

We work closely with other Australian Government agencies in detecting and responding to incidents of illegal foreign fishing within Australian waters and in engaging other countries in developing regional strategies for combatting IUU fishing. Our engagement with RFMOs and other international bodies ensures that Australia's fisheries management is consistent with actions taken regionally and internationally, particularly in relation to straddling or migratory stocks and in areas adjacent to the AFZ.

AFMA's participation in the work of these regional fisheries bodies includes collaborating with other members to develop regional compliance and management measures and providing annual reports on the implementation of those measures. We also chair working groups, share information on fisheries management and compliance approaches, develop proposals and take action to deter IUU fishing. COVID-19 has created particular challenges for compliance operations in 2020, but AFMA has remained active and innovative, ensuring our international obligations continue to be met.

Australian Fishing Zone (AFZ)

AFMA supports Australia's civil maritime security programme through the provision of specialist fisheries advice both in the Maritime Border Command in Canberra and on-board Australian Border Force and Royal Australian Navy patrol platforms. Our efforts focus on high risk areas for incursions by illegal fishers and deterring fishers operating in close proximity to the AFZ from conducting illegal fishing operations. During 2019–20, a total of four Indonesian illegal foreign fishing vessels were apprehended across Australia's northern waters. This number continues the downward trend with a total of five apprehensions in the 2018-19 financial year, 14 apprehensions in the 2017–18 financial year and 15 in 2016–17.

In total, 22 foreign fishers were detained for illegal fishing in Australian waters, with five Indonesian nationals the subject of criminal prosecution in Australia. Those prosecuted received penalties including fines totalling over \$34,360. All boats were confiscated by Australian authorities. Two were destroyed at AFMA's contracted vessel disposal facilities and two were destroyed at sea. One ongoing matter involving an Indonesian fishing vessel apprehended in February 2018 was finalised with the owners forfeiting \$110,000.

AFMA continued to work closely with Maritime Border Command, the Australian Maritime Safety Authority and Parks Australia as part of a whole-of-government program to manage the retrieval and disposal of abandoned, lost and discarded fishing gear in Australia's northern waters. During the 2019-20 financial year, 26 pieces of equipment, mostly Fish Aggregating Devices, were retrieved and disposed of. This compares to 25 for the previous financial year.

AFMA inspected four foreign fishing vessels that entered an Australian port during 2019-20. We continue to monitor and respond to developments regarding IUU fishing in the Southern Ocean. All IUU vessels listed by the Commission for Conservation of Antarctic Marine Living Resources (CCAMLR) remain out of action as a result of effective regional cooperation involving relevant port States, flag States and States whose nationals that control and benefit from the activities of these vessels. Disruption activities were undertaken in relation to one unlisted vessel with information being disseminated internationally to assist in closing down ports and the opportunity to unload catch and resupply.

Australia continues to work with France in the Southern Ocean under the Australia-France Cooperative Agreement allowing for joint Australian and French patrols to enforce each other's fishing laws in the respective EEZs and Territorial Seas in the Southern Ocean. AFMA officers embarked on one patrol on the French Naval Ship *L'Astrolabe*, during 2019–20.

Multilateral Patrols/Operations

AFMA participates in both bilateral and multilateral coordinated patrols and operations. These patrols and operations seek to prevent and deter IUU fishing in the AFZ and in the high seas, as well as in northern waters and the Southern Ocean.

AFMA participated in and hosted *Operation Nasse*, an annual multilateral maritime surveillance operation involving France, New Zealand, the United States of America and Australia. *Operation Nasse* works to detect and deter IUU fishing and identify fishers not complying with international fisheries obligations in the high seas of the Western and Central Pacific Ocean.

AFMA also supported four Pacific Islands Forum Fisheries Agency (FFA) multilateral operations across the Pacific which involved deploying AFMA officers to provide training and on-water technical and capacity support, as well as sharing expertise in the coordination of aerial surveillance and patrol assets. When COVID-19 restrictions impeded international travel AFMA continued to support these types of operations through virtual engagement with the FFA Regional Fisheries Surveillance Centre and through fishing vessel profiling and aerial surveillance support.

Capacity Building

AFMA continues to deliver one of its functions under the *Fisheries Administration Act 1991* to provide technical expertise in fisheries management to partners, including other countries. AFMA officers provide theoretical training and capacity building to support regional efforts to address IUU fishing, and also in support of broader Australian Government initiatives, such as the Defence-led Pacific Maritime Security Program and Department of Foreign Affairs and Trade (DFAT) Pacific Strategy. As part of a DFAT funded programme, AFMA officers supported the delivery (through the University of South Pacific) of the Certificate IV in Fisheries Compliance and Enforcement to Pacific Island participants. AFMA officers also provided theoretical training to partner countries' officers through participation in cooperative enforcement activities coordinated by the FFA Secretariat.

FEATURE STORY: *Operation Nasse* 2019

For the past five years, Australia, France, New Zealand and the United States of America have cooperated on monitoring, control and surveillance fisheries operations in the high seas areas of the south west Pacific Ocean. The objective is to monitor compliance with the Conservation and Management Measures (CMMs) of the Western and Central Pacific Fisheries Commission (WCPFC). These multilateral operations provide a unique opportunity for fisheries officers to gather information on how WCPFC CMMs work in practice as well as enabling vessel operators to seek advice and information on WCPFC CMMs.

Over time, fisheries officers have seen an increase in the presence and use of turtle and seabird mitigation devices demonstrating a commitment and willingness by the fishing crews' and flag States to comply with WCPFC CMMs. In addition to other verification tools such as observers and electronic monitoring, high seas boarding and inspection activities also ensure that requirements relating to vessel level reporting are met. In particular, the reporting of reliable and accurate catch and effort data will remain a focus of these operations because this information is critical to support WCPFC decision making and to measure compliance with vessel level reporting obligations.

During this operation a total 19 fishing vessels were boarded and inspected and a further six were subject to radio interrogation. Thirteen suspected breaches across nine vessels were detected and reported to the flag States of the fishing vessels for further investigation.

This operation highlights the value of multilateral cooperation and the outcomes enhance regional approaches to sustainably manage fisheries resources, critical to both Australia and our Pacific neighbours.



Multilateral Operation *Operation Nasse* – an AFMA officer inspects a tori line (used to scare seabirds away from baited hooks) during fishing on board a foreign flagged longliner
Photo courtesy AFMA

4. Deliver efficient, cost-effective and accountable management of Commonwealth fisheries resources

Purpose

AFMA delivers value for money through improved business processes and systems that provide better valuation, pricing and incentive mechanisms. By removing unnecessary regulation and making it easy to comply, we are offering incentives that reward compliant fishers. Alignment of our stakeholder expectations through the use of broad engagement systems and shared objectives ensures accountability to stakeholders and the broader Australian community.

Results

Criteria source: The performance indicators below are recorded in AFMA's chapter in the Agriculture, Water and the Environment 2019-20 Portfolio Budget Statements p. 236 and in AFMA's Corporate Plan for 2019-22 p. 15.

Performance criteria		2019-20	
		Target	Actual
4.1	Industry cost recovery charges do not exceed the levels derived by increasing the 2005-06 recoveries by the Consumer Price Index each year	<\$19.0 million	\$14.3 million
4.2	Communications subscribers via afma.gov.au		
	<ul style="list-style-type: none"> Media releases News article 	850 1,200	751 1,095
4.3	Communications Facebook		
	<ul style="list-style-type: none"> Likes⁷ Followers⁸ 	3,800 4,100	5,064 5,350
4.4	AFMA Twitter New account to be set up in 2019-20		Focus for social media for 2019-20 has been Facebook

Methods for measuring performance:

1. Industry cost recovery measure is calculated using 2005-06 total cost recoveries and adding CPI adjustments.
2. Communications measures are calculated using reporting functions including, Google Analytics, SurveyMonkey, MailChimp and Facebook.

⁷ Likes or fans are the people who choose to follow AFMA's Facebook page, and content published by AFMA may appear in their Facebook news feed.

⁸ Followers may or may not be fans, and content published by AFMA may appear in their Facebook news feed.

Analysis

Cost Recovery

By maintaining close consideration of fisher catch/cost/risks, we continue to try to minimise any increase in industry charges as well as seeking to reduce regulatory impacts. Initiatives to achieve these efficiencies include:

e-Fish

In 2019-20 AFMA successfully completed the FRDC funded *e-fish: An Integrated data capture and sharing project*.

Recognising the challenges experienced by fisheries data users in maximising the value of fisheries data holdings, the project explored how a fisheries management agency could better meet the demands of the Australian community and fisheries stakeholders to readily access and use fisheries data.

The e-fish project was a successful collaborative approach to understand the perspectives of multiple data user types in each of the Australian fisheries jurisdictions with key insights gained into current data systems, data sharing and usage, challenges and suggestions for improvement that can be implemented across fisheries agencies. The analysis undertaken in the e-fish project highlighted the importance of increasing the availability, integration, use and confidence in fisheries data as an essential tool for effective data-driven decision making.

The e-fish project produced key IT-based recommendations, validated through proof of concept testing, that are well suited to the fisheries operating environment and would support the functionality and flexibility needed by fisheries agencies.

AFMA is now considering the recommendations of the report as part of a broader roadmap for enhancing its data and information framework and outcomes and builds on the successes realised through the Agency Data Capture (ADC) project (see Feature Story on page 33). As the lead on the e-fish project, AFMA will be working to widely distribute the findings of the project across fisheries agencies so they too can consider the recommendations in future data architecture planning and investment. The e-fish project marks a significant step towards making the full value of fisheries data accessible to the Australian community and fisheries stakeholders.

The final e-fish project report is available on the FRDC website at:
<https://www.frdc.com.au/project/2018-026>

Data collection and exchange

In line with AFMA's ICT Strategic Plan, we have successfully delivered the "Agency Data Capture Project (ADC): Phase 2" project. This project was designed and implemented to extend AFMA's business data sharing and exchange capabilities internal and external to the agency, through the use of modern and standardised technology, primarily Application Programming Interfaces (APIs). The ADC project is a genuine digital transformational project and more specifically APIs are a widely adopted modern technology which are being utilised significantly across Australian Government agencies, an approach which is in line with the Australian Governments Digital Strategy.

The ADC Phase 2 project was delivered successfully releasing several APIs and the back-end infrastructure built off cloud technology, now allows AFMA to integrate with various third party stakeholders with ease to share and exchange data. The project proved the concept by releasing APIs in support of receiving digital logbooks for the Line Fishing Method, replacing AFMA's current legacy system for this Line method. The APIs and infrastructure have also been implemented for the Prawn, Gillnet, Boat Seine and Trawl Fishing logbook methods, to start trialling this service later in 2020.

In addition to the logbook implementation, the project has completed the delivery of the Catch Disposal Record exchange channel through the same mechanisms, which will commence trials in the latter parts of 2020. The new system builds on AFMA's current digital submission capabilities and provides enhancements for AFMA stakeholders through an improved design which better allows vendors to connect and use an AFMA system and includes data validation on submission automatically.

The ADC project was developed to be an enterprise wide data sharing platform, and through the project AFMA integrated with other partners including the vessel monitoring provider *Trackwell* and the Department of Home Affairs. These connections demonstrated the simplicity of utilising modern and standardised technology to readily share and consume data.

The submission of data through the new data capture platform will streamline internally how AFMA can process the volume of data it collects, vastly reducing the manual administrative overheads associated with data capture and entry. The more uptake of the ADC platform across Commonwealth fisheries will start to see opportunities for AFMA to refocus its resourcing efforts from data entry to data analytics, further building on the high level of service already offered by allowing more proactivity and anticipating the needs of our stakeholders.

Co-management arrangements

The Northern Prawn Fishery industry works closely with AFMA and cooperates through formal co-management arrangements to assist with a range of key management functions. For example, the industry manages the collection and provision of catch and effort information, the quality control of the information and its dissemination to all users. We also entered into a formal co-management arrangement with the South-East trawl fishery industry, which saw the formation of the Seine and Trawl Advisory Group. This Group will provide advice to AFMA on operational aspects of the Commonwealth Trawl Sector to better inform fisheries management decisions. These co-management measures add value to the management of the fishery and are cost effective for industry and AFMA. They increase stewardship outcomes in the fishery and provide valuable information which will enhance future management decisions. AFMA also entered into a co-management arrangement with Tuna Australia for the first time in 2019-20 to collect data in the Eastern and Western Tuna and Billfish Fisheries.

AFMA and the South East Trawl Fishing Industry Association (SETFIA) continued delivering co-management services for a range of key management issues. SETFIA is the key industry body representing the Commonwealth Trawl and the East Coast Deepwater Trawl sectors of the Southern and Eastern Scalefish and Shark Fishery. The co-management partnership delivered efficient catch management arrangements for eastern pink ling and snapper, and funded an industry-led project investigating seal mitigation technology for trawl boats. The inaugural meeting of the Seine and Trawl Advisory Group was held in the port of San Remo, Victoria. It is anticipated future co-management arrangements with SETFIA will expand industry functions and support AFMA delivering efficient and sustainable fisheries management in a sustainable manner.

Accountability

AFMA ensures accountability to our stakeholders by proactively engaging with Commonwealth commercial fishers and fishing associations, researchers, environment and conservation organisations, other Australian Government, territory and state agencies, and recreational and Indigenous fishers about our management of Commonwealth fisheries and compliance activities. In 2019–20 this included the formal and informal initiatives detailed below.

Stakeholder engagement

During 2019-20, AFMA developed and finalised the First People Acknowledgement Guide. The guide has been designed to assist staff, AFMA Commissioners and AFMA Chairs and members of advisory committees, in understanding our approach and expectations with regard to the recognition aspects of Indigenous affairs.

It draws on similar guidance developed by the Department of Defence, Australian Public Service Commission and Reconciliation Australia.

The guide is not designed to be comprehensive and will evolve as AFMA further develops its engagement and acknowledgement of Australia's First Nations Peoples. With regional offices in the Torres Strait, Darwin and Lakes Entrance and our home office in Canberra, AFMA has connections with a broad range of Australia's First Nations Peoples. This guide sets out how, when developing policies, programs and services, AFMA will acknowledge the knowledge and contribution of First Nations Peoples. The approach ensures that our work is delivered with respect and sensitivity to the experiences and perspectives of First Nations Peoples.

As well as providing guidance for the use of Acknowledgement and Welcome to Country, the guide includes information on key ceremonial and commemorative dates and where relevant, how AFMA celebrates these events.

Public consultation

AFMA engaged in formal public consultation on policy and fisheries management changes during 2019-20, including the Fisheries Management Paper 5 Exploration of Fish Resources

In addition to public consultation, comments were also sought from Management Advisory Committees (MACs) and Resource Assessment Groups (RAGs), the Commonwealth Fisheries Association and the Department of Agriculture, Water and the Environment.

Engaging with the public and promoting Australian seafood

AFMA has run a number of social campaigns including 'What's my scientific name?' and the '#putfishonyourdish' Christmas campaign to promote sustainable Australian seafood and the work of the Australian seafood industry. AFMA actively engaged with industry stakeholders to share the campaign and encourage voting on their key target species. Statistics indicated a good level of engagement for both campaigns from a range of stakeholders (industry, recreational fishers and general public).

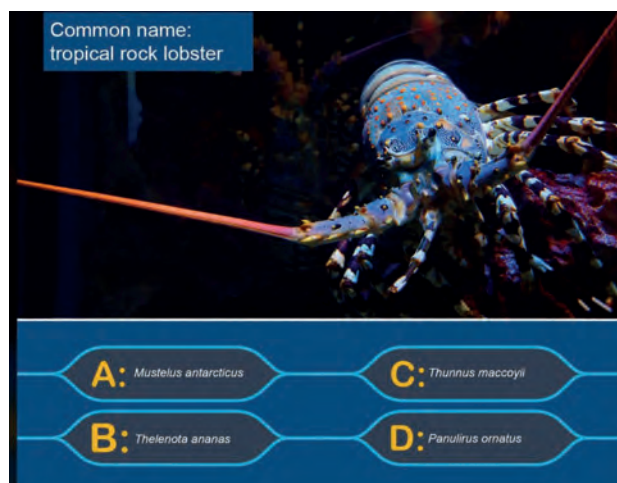


Photo: "What's my scientific name" campaign
Facebook @AustralianFisheriesManagementAuthority



Australian Fisheries Management Authority created a poll.

4 December 2019 · 🌐

The stakes are high in the first #FishFaceOff to find our favourite seafood for Christmas! In this first round we see the highly prized Patagonian toothfish go head-to-head with the equally as coveted yellowfin tuna. Both offer good amounts of omega-3 and unique taste.

Which would you choose to include on your Christmas menu?

Find more info on Patagonian toothfish <https://www.afma.gov.au/patagonian-toothfish> and yellowfin tuna <https://www.afma.gov.au/yellowfin-tuna>

#AFMAfishfaceoff #putfishonyourdish #localseafood #tunaaustralia



Photo: '#putfishonyourdish' Christmas campaign
Facebook @AustralianFisheriesManagementAuthority

Engagement throughout COVID-19

We also focused on providing updates to the Commonwealth fishing industry regarding disruptions to our business operations through to operating practices during COVID-19 by creating a designated section on the AFMA website for pandemic related updates. Key information was also distributed through phone calls, emails, letters, SMS and through AFMA's Facebook channel.

Engagement channels

Our online systems such as GoFish, Vessel Monitoring System, electronic messaging, port visits, public and issue-specific meetings, both in Australia and overseas, and participation and attendance at the Australian Society for Fish Biology Conference, have also provided valuable avenues for engagement with a broad range of stakeholders.

The 2019 Stakeholder Survey indicated that the main source of news/media from AFMA was AFMA news emails (1158 subscribers), followed by the website and then social media – see Figure 1 below.



Figure 1: AFMA website traffic performance July 2019 - June 2020

We also continued to publish raw, aggregated fishing gear and effort data on data.gov.au, to make it publicly available, and to encourage stakeholders to fully utilise data collected by the agency.

Client service charter

Our Client Service Charter sets out the services and standards that all clients or stakeholders can expect from us. It applies to all of our fisheries administration and corporate services functions, including our licensing function. Our service charter is available on our website afma.gov.au.

We use our licensing system, GoFish, to record the timeliness of responses for licensing transactions. During 2019-20 more than 99 per cent of licensing correspondence and transactions submitted by concession holders were dealt with in accordance with our Client Services Charter. No formal client service complaints were received by AFMA during 2019-20.

FEATURE STORY: Agency Data Capture – Simplifying data sharing

In 2019-20 AFMA undertook the ADC project to improve the quality and exchange of fisheries data and enable AFMA to deliver more digital services to the Commonwealth fishing industry.

The project modernised AFMA's data sharing capabilities through the use of APIs, aligning AFMA with the Australian Government's Digital Transformation Strategy.

ADC enables AFMA to extend the use of digital logbooks to more fishers. Receiving data digitally improves data quality and enables its timely use in decision making as well as deriving cost efficiencies for the fishing industry. ADC is also being trialled for digital catch disposal records (CDRs). Digitising CDRs will allow verified catch information to be integrated into AFMA's databases faster, simplifying data sharing and enhancing decision making.

ADC was developed as an agency wide data sharing platform, allowing AFMA to integrate with external partners, such as our vessel monitoring system provider and other government agencies. The platform will provide seamless data sharing opportunities in the future with other services, including scientific research, meeting our reporting obligations under international bodies, such as regional fisheries management organisations, and finally contributing towards whole of government initiatives.

AFMA will continue to invest in expanding this platform to streamline the collection and collation of all fisheries management data, enabling AFMA to continue making cost effective management decisions based on near real-time data.

The ADC platform presents an opportunity for AFMA to refocus resourcing efforts from data entry to areas such as data analytics. Further building on the high level of service already offered, the platform allows more proactivity in decision making and anticipating the needs of our stakeholders.

This digital transformation will see AFMA continue to enhance our services in regard to the effective and efficient management and monitoring of commercial Commonwealth and Torres Strait fishing, ensuring Australian fish stocks and our fishing industry are viable now and in the future.



Sharing Fisheries Data
Photo courtesy Bruce Miller Alamy Stock Photo

PART 3 FISHERY REPORTS

Introduction

In response to the updated Commonwealth Fisheries Harvest Strategy Policy and Bycatch Policy 2018, major fisheries such as the Eastern Tuna and Billfish Fishery, Southern and Eastern Scalefish and Shark Fishery and the Northern Prawn Fishery are developing fisheries management strategies that include updated harvest and bycatch strategies with integrated data and research plans. Other fisheries are being reviewed and updated in accordance with timelines set out in the Harvest Strategy Policy guidelines.

During 2019-20 protected species interactions continue to remain a focus for AFMA. We are working with the South East trawl industry to develop new arrangements to minimise interactions between trawl gear and seabirds. Restrictions on discarding of biological material in high risk zones of the fishery were introduced in 2019, coupled with an exemption process that incentivised fishers to develop other ways to reduce interactions. In addition we completed a review of the dolphin mitigation strategies in the small pelagic and gillnet hook and trap fisheries to continue to minimise, avoid and respond to any interactions with dolphins.

AFMA continued to engage closely with the Department of Agriculture, Water and the Environment-led process to develop the Commonwealth Fisheries Resource Sharing Framework. A discussion paper was released for public comment in May 2020. The consultation will inform the drafting of a framework to guide decision making and ensure equitable access among commercial, recreational and Indigenous fishers to Commonwealth fisheries resources.

We also embraced further co-management opportunities with the Commonwealth fishing industry. Successful co-management may reduce regulatory burden on fishers build industry capacity and contribute to efficient and cost-effective management of the fishery.

In 2019 AFMA and Northern Prawn Fishery Industry Pty Ltd (NRFI) entered a new multiyear contract for the provision of co-management services. The new contract continues to strengthen the co-management partnership, with NRFI taking on additional responsibilities for administering the Northern Prawn Fishery Surveys in collaboration with CSIRO. In 2020 AFMA formally delegated data disclosure authorisation to the NRFI CEO to cover some fisheries related data and manage data requests on behalf of the industry. This delegation marks a milestone for AFMA and is the first such delegation between AFMA and an industry association.

Gross Value of Production

The gross value of production is an indication of the economic value of fisheries. ABARES' most recent fishery statistics indicate that the annual gross value of Commonwealth fisheries production (GVP), that is the landed value of product, for 2019-20 has been maintained at around \$400 million.

Performance results discussed in fishery reports

Estimated Catch Totals for 2019-20

Estimated catch totals are taken from data compiled by AFMA from catch and effort logs and Catch Disposal Records sourced from fishers in Commonwealth managed or jointly managed fisheries. These catch totals represent 'trunked' (processed) weight for the financial year July 2019 to June 2020.

Performance Results

The sources of information presented in the fishery performance results shown are:

- Maximum economic yield data presented in the reports are based on ABARES GVP data for Commonwealth fisheries and AFMA stock assessments.
- Data on fishing mortality and biomass are taken from Fishery Status Reports 2020 prepared by ABARES.



Diana, Saxon Onward and Voyager P docked in Hobart
Photo courtesy AFMA

List of Fishery Reports

AFMA managed fisheries:

- Bass Strait Central Zone Scallop Fishery
- Coral Sea Fishery
- Macquarie Island Toothfish Fishery
- Northern Prawn Fishery
- North West Slope Trawl and Western Deepwater Trawl Fisheries
- Small Pelagic Fishery
- Southern and Eastern Scalefish and Shark Fishery
- Southern Squid Jig Fishery

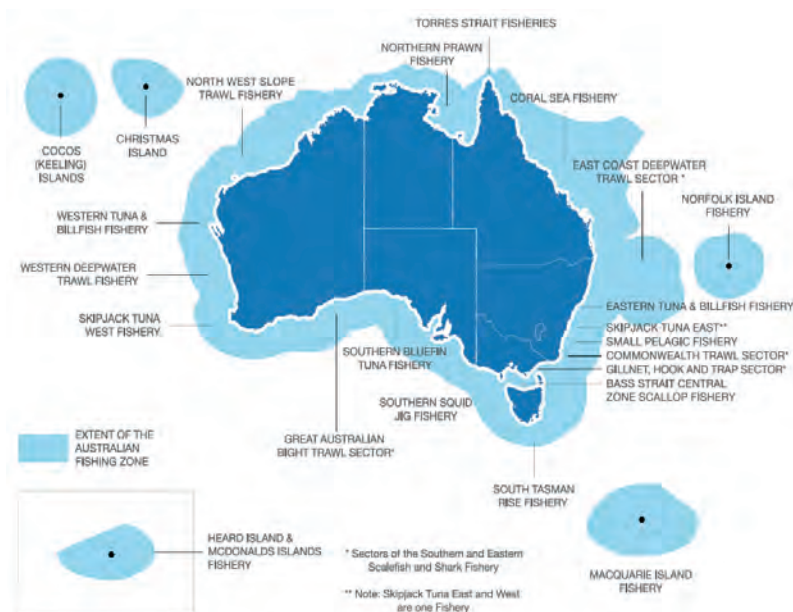
Joint managed fisheries:

- Eastern Tuna and Billfish Fishery
- Southern Bluefin Tuna Fishery
- Western Tuna and Billfish Fishery
- Heard Island and McDonald Islands Fishery

High seas permits

Non-operational fisheries:

- Norfolk Island Fishery
- Skipjack Tuna Fishery
- South Tasman Rise Fishery



Map of Commonwealth Fisheries
 Photo courtesy AFMA Media Library

Bass Strait Central Zone Scallop Fishery



Estimated catch: 2,931 tonnes

Stock Status of Target Species

Common name (<i>scientific name</i>)	Latest available status assessment			
	2018		2019	
	<i>Fishing mortality</i>	<i>Biomass</i>	<i>Fishing mortality</i>	<i>Biomass</i>
Commercial Scallop (<i>Pecten fumatus</i>)	Not subject to overfishing	Not overfished	Not subject to overfishing	Not overfished

Source: Patterson, H, Larcombe, J, Woodhams, J and Curtotti, R 2020, Fishery status reports 2020, Australian Bureau of Agricultural and Resource Economics and Sciences, Canberra. CC BY 4.0.

Management Plans/Arrangements

The Bass Strait Central Zone Scallop Fishery continues to be managed in accordance with the *Bass Strait Central Zone Scallop Fishery Management Plan 2002* and the Bass Strait Central Zone Scallop Fishery Harvest Strategy. The management arrangements include open and closed seasons, area closures, catch limits and size limits.

The *Bass Strait Central Zone Scallop Fishery Management Plan 2002* was amended in 2019 to address the 'sunsetting' of the *Fisheries Management (Bass Strait Central Zone Scallop Fishery) Regulation 2002* on 1 October 2019; change the definition of fishing season; and shorten the notification period where AFMA must provide notice to concession holders of the total allowable catch decision.

There are two species of scallop for which quota SFRs have been granted, the Commercial Scallop, *Pecten fumatus*, which is the main target species; and the Doughboy Scallop, *Chlamys (Mimachlamys) asperrimus*, which is common throughout the Bass Strait but is rarely retained.

The 2019 fishing season opened on 12 July and closed on 31 December 2019.

Analysis of Performance

Status of fish stocks

Commercial Scallop abundance and recruitment is naturally variable and consequently they are not managed to a specific biomass target. Instead, the operational objectives of the harvest strategy are to:

- keep stocks at ecologically sustainable levels and, within that context, maximise the economic returns to the Australian community
- pursue efficient and cost-effective management.

The intent of the Bass Strait Central Zone Scallop Fishery Harvest Strategy is to maintain the stock at sustainable levels by closing sufficient areas of the fishery that contain a high density of spawning size scallops (greater than 85 mm) to promote recruitment, and allows for the remaining areas to be fished within a total allowable catch that represents a sustainable harvest. With the pre-season biomass survey being the primary source of information to inform catch limits and closures.

The 2019 pre-season survey estimated a Commercial Scallop biomass of approximately 48,745 tonnes for the areas surveyed, the largest biomass recorded for the fishery for many years. While most of the known beds are ageing, there is evidence of recruitment, however this is not widespread across the surveyed beds.

A total allowable catch for Commercial Scallop of 3,897 tonnes was set for the 2019 fishing season, of which 2,931 tonnes was caught. Four area closures were put in place to protect approximately 10,189 tonnes of adult Commercial Scallop and one voluntary closure was implemented by industry to protect juvenile Commercial Scallops.

The default total allowable catch of 100 tonnes was set for Doughboy Scallops for the 2019 fishing season. No Doughboy Scallops have been landed since 2017.

Economic returns

The Bass Strait Central Zone Scallop Fishery Harvest Strategy focuses on ensuring the sustainability of the stock by protecting areas of spawning biomass each season. This approach allows industry the flexibility to catch scallops from open beds, thereby improving economic returns while ensuring continued ecological sustainability.

While the biological status of the scallop resource is positive, AFMA, in consultation with the Scallop Resource Assessment Group and Scallop Management Advisory Committee has commenced a review of the Harvest Strategy with a view to better incorporating economic data in the decision making process. This approach will continue to be developed during 2020-21.

Stable catches and beach prices were maintained throughout the 2019-20 season. The number of boats operating has also remained stable.

Coral Sea Fishery

Estimated catch: 25.7 tonnes
(excluding aquarium sector)



Stock Status of Target Species

Common name (<i>scientific name</i>)	Latest available status assessment			
	2018		2019	
	<i>Fishing mortality</i>	<i>Biomass</i>	<i>Fishing mortality</i>	<i>Biomass</i>
<i>Sea cucumber sector:</i> Black teatfish (<i>Holothuria whitmael</i>) Prickly redfish (<i>Thelenota ananas</i>) Surf redfish (<i>Actinopyga mauritiana</i>) <i>Aquarium sector:</i> Multiple species <i>Lobster and Trochus sector:</i> Tropical rock lobster (<i>Panulirus ornatus</i>) possibly other species	Not subject to overfishing	Not overfished	Not subject to overfishing	Not overfished
<i>Sea cucumber sector:</i> Other sea cucumber species (11 spp.)	Not subject to overfishing	Uncertain	Not subject to overfishing	Uncertain
<i>Sea cucumber sector:</i> White teatfish (<i>Holothuria fuscogilva</i>)	Uncertain	Uncertain	Not subject to overfishing	Uncertain
<i>Line sector:</i> Mixed reef fish and sharks	Uncertain	Uncertain	Uncertain	Uncertain

Source: Patterson, H, Larcombe, J, Woodhams, J and Curtotti, R 2020, Fishery status reports 2020, Australian Bureau of Agricultural and Resource Economics and Sciences, Canberra. CC BY 4.0.

Management Plans/Arrangements

There is no statutory management plan for the Coral Sea Fishery. There are four sectors: Sea cucumber, Aquarium, Lobster and Trochus, and Line. These sectors are managed through input and output controls including limited entry, catch limits, spatial closures, move-on provisions, size limits and catch and effort. Fishers must hold permits to fish in the fishery. A revised Aquarium Sector Harvest Strategy came into effect in July 2019 with new catch triggers that better reflect current fishing practices and best available scientific understanding of population sizes across the fishery.

Analysis of Performance

Catch and effort in the Coral Sea Fishery remains relatively low. In the 2018–19 fishing season, six boats were active in the fishery: four in the Line and Trap Sector and two in the Aquarium Sector. No effort was recorded for the sea cucumber or lobster and trochus sector(s) and there was no reported catch of white teatfish. On this basis, white teatfish is classified as not subject to overfishing.

In the Aquarium Sector, there was a total of 10,798 dive hours in 2018–19, which was an increase from 2,204 dive hours in 2017–18, with the same number of boats fishing. In the Line and Trap Sector, there was a total 204,046 hooks and 111 lines set in 2018-19, which was a decrease from 385,616 hooks and 187 lines set in 2017–18. There was six hours of trawl activity recorded in 2018–19 from a single boat, prior to the permits being removed from the fishery as part of a voluntary buy out administered by Parks Australia. Catch in the Coral Sea Fishery decreased from 64.7 tonnes in 2017-18 to 25.7 tonnes of fish products in the 2018–19 season. All of this catch was finfish.

Macquarie Island Toothfish Fishery



Estimated catch: 450 tonnes

Stock Status of Target Species

Common name (<i>scientific name</i>)	Latest available status assessment			
	2018		2019	
	<i>Fishing mortality</i>	<i>Biomass</i>	<i>Fishing mortality</i>	<i>Biomass</i>
Patagonian toothfish (<i>Dissostichus eleginoides</i>)	Not subject to overfishing	Not overfished	Not subject to overfishing	Not overfished

Source: Patterson, H, Larcombe, J, Woodhams, J and Curtotti, R 2020, Fishery status reports 2020, Australian Bureau of Agricultural and Resource Economics and Sciences, Canberra. CC BY 4.0.

Management Plans/Arrangements

The Macquarie Island Toothfish Fishery is managed in accordance with the *Macquarie Island Toothfish Fishery Management Plan 2006*. It is managed through a system of output controls in the form of individually transferable quotas, which are allocated as SFRs under the management plan. All operations conducted in the fishery were compliant with the performance criteria outlined in the management plan. One boat operated in the fishery during the 2019-20 fishing season.

There were no changes to the *Macquarie Island Toothfish Fishery Management Plan 2006* during the 2019-20 fishing period.

Analysis of Performance

Performance – status of fish stocks

In November 2017, the AFMA Commission set the Macquarie Island Toothfish Fishery total allowable catch for Patagonian toothfish at 450 tonnes for the 2018-19 and 2019-20 fishing seasons.

The Macquarie Island Toothfish Fishery has been divided into three regions, noting that the toothfish within these three regions are considered to be a single stock. Industry agreed to, as far as possible, adopt a fishing strategy endorsed by the Sub-Antarctic Fisheries Resource Assessment Group, which spreads fishing effort across the three regions.

Performance – status of bycatch

Bycatch is generally low in the Macquarie Island Toothfish Fishery. Catch limits of 50 tonnes for any one species were set for 2019-20, consistent with previous years. These catch limits were not exceeded in 2019-20, and have never been exceeded for any one species in a season.

External Reviews

The management of the fishery is certified as sustainable by the Marine Stewardship Council. A surveillance audit was conducted in April 2020 and confirmed the fishery continues to meet the Marine Stewardship Council Fisheries Standard.

Northern Prawn Fishery

Estimated catch: 5,819 tonnes



Stock Status of Target Species

Common name (<i>scientific name</i>)	Latest available status assessment			
	2018		2019	
	<i>Fishing mortality</i>	<i>Biomass</i>	<i>Fishing mortality</i>	<i>Biomass</i>
White banana prawn (<i>Fenneropenaeus merguensis</i>)	Not subject to overfishing	Not overfished	Not subject to overfishing	Not overfished
Brown tiger prawn (<i>Penaeus esculentus</i>)	Not subject to overfishing	Not overfished	Not subject to overfishing	Not overfished
Grooved tiger prawn (<i>Penaeus semisulcatus</i>)	Not subject to overfishing	Not overfished	Not subject to overfishing	Not overfished
Blue endeavour prawn (<i>Metapenaeus endeavouri</i>)	Not subject to overfishing	Not overfished	Not subject to overfishing	Not overfished
Red endeavour prawn (<i>Metapenaeus ensis</i>)	Uncertain	Uncertain	Uncertain	Uncertain
Red-leg banana prawn (<i>Fenneropenaeus indicus</i>)	Uncertain	Not overfished	Not subject to overfishing	Not overfished

Source: Patterson, H, Larcombe, J, Woodhams, J and Curtotti, R 2020, Fishery status reports 2020, Australian Bureau of Agricultural and Resource Economics and Sciences, Canberra. CC BY 4.0.

Management Plans/Arrangements

The principal legal framework for the management of the fishery is specified in the *Northern Prawn Fishery Management Plan 1995*. The Northern Prawn Fishery is a multi-species fishery managed through input controls including limited entry, season length and individual transferable effort units – based on fishing gear size. The fishery relies on: a size and sex-based stock assessment model for brown and grooved tiger prawns; a biomass dynamic assessment model for blue endeavour prawns; and a quarterly age based biological stock assessment model for redleg banana prawns. There is currently no formal stock assessment for the white banana prawn fishery as the species is short lived and its abundance is driven by environmental factors, principally rainfall. The operational objective of the white banana prawn Harvest Strategy is to allow sufficient escapement to ensure an adequate spawning biomass of banana prawns (based on historical data), and to achieve the maximum economic yield from the fishery.

The *Northern Prawn Fishery Management Plan 1995* was reviewed during the period and will be subject to some changes during 2019–20, primarily to reflect the revised Commonwealth Harvest Strategy Policy and Bycatch Policy. Overall the Plan remains effective for the management of the fishery.

Analysis of Performance

Performance – status of fish stocks

Tropical prawn species are very short-lived animals and their stock size is prone to wide inter-annual fluctuation with strong dependence on prevailing environmental conditions. For this reason, the assessment of prawn stock health is based on a five-year moving average of spawning stock abundance relative to a spawning stock abundance that produces maximum sustainable yield, which should not fall below the limit reference point of 50 per cent.

The last stock assessment for brown and grooved tiger prawns was completed in 2020 and determined that the stocks are not overfished and overfishing is not occurring. The assessment indicated that the five-year year moving average of spawning stock biomass was well above 100 per cent of spawning stock biomass at maximum sustainable yield, meaning that neither stock is overfished.

The management objective of maximising economic yield is also assessed against an annual target reference point, which is a spawning stock size equal to that which is estimated to produce maximum economic yield. Both brown and grooved tiger prawn spawning stocks were assessed as being close to or above the target in the 2020 assessment at 125 per cent and 99 per cent, respectively.

An additional in-season catch-rate trigger for pursuing maximum economic yield is also used in the fishery. The catch rate did not drop below the trigger in the 2019 tiger prawn season and the fishery remained open until the final day of the season on 30 November 2019. All 52 boat SFRs were utilised during the 2019 tiger prawn season.

As with the tiger prawn fishery, all 52 boat SFRs were utilised during the 2020 banana prawn season (1 April to 15 June 2019). Total catch in the 2020 banana prawn fishery was substantially lower than in 2019, decreasing from 5,640 tonnes to an estimated catch of 2,924 tonnes. This level of catch is below average and lower catches were likely impacted by lower rainfall. Changes in environmental conditions, such as rainfall, normally causes fluctuations in year-to-year stock size (and therefore catch) in this short-lived, tropical prawn species. The in-season catch-rate trigger for banana prawn season was breached this year prompting the early closure of the fishery on 10 June 2020. This trigger is designed to pursue maximum economic yield within a season by triggering an early closure when catch rates drop below the annually agreed level.

The harvest strategy for redleg banana prawns is being reviewed to explore options that allow catch and effort levels to be progressively adjusted to levels that achieve maximum economic yield. A management strategy evaluation was completed in 2020 that provided several suitable control rules that would enhance management of redleg banana prawn. A decision on the preferred approach will be considered in late 2020 with changes to take effect in 2021.

During 2019, fishing catch and effort in the redleg banana prawn fishery was lower than in 2018 and similar to the relatively low effort of 79 and 76 boat days for 2015 and 2016 respectively. The total catch in 2019 was 47 tonnes across 75 boat days compared to 238 tonnes across 213 boat days in 2018. The fishing effort pattern in 2019 was unprecedented with almost all of the fishing effort in the second quarter, whereas in previous years the fishing effort was distributed in the second and third quarters (April-September). Although economic reasons may explain the change in fishing patterns, the first season catch per unit effort (CPUE-an index of relative stock abundance) indicates that the stock abundance in 2019 was below average.

The total annual spawning biomass trajectory predicted the prawn population to have declined after 2014 before reversing in 2018 with the CPUE trending back towards the target level. The latest CPUE data suggests that spawning biomass is again predicted to have decreased slightly. The 2019 stock size is estimated to be below the target level but above the limit reference point, although there is uncertainty with this prediction.

The total annual spawning biomass trajectory predicted the prawn population to have declined after 2014 before reversing in 2018 with the CPUE trending back towards the target level. The 2019 stock size is estimated to be below the target level but above the limit reference point. The low level of catch and effort in 2019 is unlikely to take the stock to below its limit reference point. Variability in biomass is to be expected for short-lived species such as prawns, but as the biomass levels are estimated to have been below the target level for a number of recent years, additional management measures are being implemented to reduce the risk of further declines. The harvest strategy is being reviewed to explore options

that allow catch and effort levels to be progressively adjusted to levels that achieve maximum economic yield.

Performance – status of bycatch

Following the great progress reducing small fish bycatch through the Northern Prawn Fishery Bycatch Strategy 2015–18, new bycatch reduction devices (BRDs) are being implemented from the 2020 tiger prawn season. The new BRDs have been demonstrated through scientific trials to achieve up to 44 per cent reduction in bycatch compared to the standard device (the square mesh panel) previously used in the fishery. The newest device known as ‘Tom’s Fisheye’ creates an area of low pressure in the trawl net as it is pulled through the water, increasing access to a gap in the net for fish to escape. There will be a choice for Northern Prawn Fishery trawl boat operators to use one of four more effective devices from 2020. The Northern Prawn Fishery fishers, led by the NPF1, continue to demonstrate commitment to reducing bycatch through design and trial of new equipment and technology. It is important that fishers can use an effective device that will suit different operating conditions.

An updated Bycatch Strategy is under development for the Northern Prawn Fishery and will be published during 2020. The new strategy will continue to build on previous achievements with bycatch reduction and respond to updated guidance from the Commonwealth Fisheries Bycatch Policy 2018. The strategy will have a focus on improving information on interactions with sawfish species, including identifying how sawfish interact with the fishing gear, particularly around the Turtle Excluder Devices that are used in all fishing nets.

Performance – economic returns

During the most recent financial year (2018–19) the Northern Prawn GVP was \$117.6 million and the Northern Prawn Fishery was the highest valued Commonwealth managed fishery.

The fishery is broadly (across the two key species groups – banana and tiger prawns) managed to pursue maximum economic yield. Overall fishing effort limits (fishing gear and season lengths) are set on the result of outputs from the bio-economic model for tiger and endeavour prawns. Additionally, season length is further controlled through catch-rate triggers in the banana and tiger prawn sub-fisheries to account for annual variability in these stocks. Recent assessments of economic performance by ABARES indicates that the level of fishing effort in the fishery is close to maximum economic yield targets.

Net economic returns in the Northern Prawn Fishery reached a peak of \$32.1 million in 2015–16. Economic performance remained stable at \$30.9 million in 2016-17 but was forecast to dampen in 2017–18 on the back of lower GVP and higher unit fuel prices. Based on previous net economic returns and relatively stable economic conditions, it is anticipated that the economic performance of the Northern Prawn Fishery will have remained positive in 2017-18 and 2018-19. While further economic assessment has been undertaken, results are not available for this report.

External Reviews

The management of the fishery is certified as sustainable by the Marine Stewardship Council. A surveillance audit was conducted in February 2020 and confirmed the fishery continues to meet the Marine Stewardship Council Fisheries Standard.

Emerging Issues

Throughout 2019-20, there has been continued investment into prawn aquaculture, with increased interest in the Northern Prawn Fishery as a source of black tiger prawn (*P. monodon*) as aquaculture broodstock. Aquaculture businesses can access black tiger prawn broodstock through three fishing permits issued to trawlers to specifically target black tiger prawns outside of the main fishing seasons of the fishery, or through a commercial arrangement to purchase or lease Northern Prawn Fishery SFRs. During 2019-20 we have seen increased use of commercial arrangements to use Northern Prawn Fishery SFRs to target black tiger prawns for broodstock, and between these arrangements and the three dedicated permits, the fishery met demand throughout the year.

The increased demand (and indications of greater needs in the future) present several management challenges for AFMA and the fishery. The minor role that black tiger prawns have played in the fishery in the past has led to there being a generally poorer understanding of the stock status than for other targeted prawn species and the key drivers of that status. A stock assessment commenced in late 2019 with results expected later in 2020. This is a foundational assessment and while there are some data challenges, we expect the results will inform updated arrangements to apply in 2021.

Detailed stakeholder consultation, innovation and commercial relationships will also be essential in order to find the right balance between the needs of the aquaculture industry and the existing management arrangements with SFRs in the Northern Prawn Fishery.

North West Slope and the Western Deepwater Trawl Fisheries



Estimated catch: Confidential

Stock Status of Target Species

Common name (<i>scientific name</i>)	Latest available status assessment			
	2018		2019	
	<i>Fishing mortality</i>	<i>Biomass</i>	<i>Fishing mortality</i>	<i>Biomass</i>
North West Slope Trawl Fishery Scampi (<i>Metanephrops australiensis</i> , <i>M. boschmai</i> , <i>M. velutinus</i>)	Not subject to overfishing	Not overfished	Not subject to overfishing	Not overfished
Western Deepwater Trawl Fishery Bugs (<i>Ibacus</i> spp.)	Not subject to overfishing	Uncertain	Not subject to overfishing	Uncertain
Western Deepwater Trawl Fishery Ruby snapper (<i>Etelis carbunculus</i>)	Not subject to overfishing	Not overfished	Not subject to overfishing	Not overfished

Source: Patterson, H, Larcombe, J, Woodhams, J and Curtotti, R 2020, Fishery status reports 2020, Australian Bureau of Agricultural and Resource Economics and Sciences, Canberra. CC BY 4.0.

Management Plans/Arrangements

There is no formal management plan for the North West Slope Trawl Fishery or the Western Deepwater Trawl Fishery. The fisheries are managed by granting a limited number of fishing permits consistent with the provisions provided by the *Fisheries Management Act 1991* and the *Fisheries Management Regulations 1992*.

There are 11 permits allowed in the Western Deepwater Trawl Fishery and seven in the North West Slope Trawl Fishery, all of which are valid for a maximum of five years. Fishers must adhere to a number of permit conditions aimed at protecting stocks and ecosystems. The permit conditions include specific gear limitations to reduce bycatch and move on provisions if fishing gear interacts with sponges or corals.

The permit conditions in both fisheries were reviewed at the end of 2018–19 and permits re-granted for a further five years.

Analysis of Performance

During the past five years, North West Slope Trawl and Western Deepwater Trawl Fisheries have experienced low but stable levels of fishing effort with modest increases recorded in 2017–18 and the 2018–19 season. The limited levels of effort are due in part to permit holders accessing more lucrative fisheries that are adjacent to the North West Slope Trawl or Western Deepwater Trawl fishery areas. Recent increases in catch have occurred in the North West Slope scampi fishery as market opportunities improve.

In December 2017 the North West Slope Trawl and the Western Deepwater Trawl fisheries were declared as approved Wildlife Trade Operations for three years until December 2020.

Stakeholders in the North West Slope and Western Deepwater Trawl fisheries met during October 2018 to consider management arrangements. Key recommendations emerging

from the meeting included support for reviewing the harvest strategy and updating the statement of management arrangements. Updates to the management arrangements will be considered further during the coming year in 2020-21.

External Reviews

No external reviews were completed during 2019-20.

Small Pelagic Fishery

Estimated catch: 15,810 tonnes



Stock Status of Target Species

Common name (<i>scientific name</i>)	Latest available status assessment			
	2018		2019	
	<i>Fishing mortality</i>	<i>Biomass</i>	<i>Fishing mortality</i>	<i>Biomass</i>
Australian sardine (<i>Sardinops sagax</i>)	Not subject to overfishing	Not overfished	Not subject to overfishing	Not overfished
Blue mackerel, east/west (<i>Scomber australasicus</i>)				
Jack mackerel, east/west (<i>Trachurus declivis</i>)				
Redbait, east/west (<i>Emmelichthys nitidus</i>)				

Source: Patterson, H, Larcombe, J, Woodhams, J and Curtotti, R 2020, Fishery status reports 2020, Australian Bureau of Agricultural and Resource Economics and Sciences, Canberra. CC BY 4.0.

Management Plans/Arrangements

The Small Pelagic Fishery is managed in accordance with the *Small Pelagic Fishery Management Plan 2009*. The management arrangements include SFRs, area based catch limits and rules governing the gear that may be used. There were no changes to the *Small Pelagic Fishery Management Plan 2009* in 2019-20.

Analysis of Performance

Harvest Strategy

The Small Pelagic Fishery Harvest Strategy was last reviewed in 2017 with its reference points and exploitation rates designed to meet the biological, ecological and economic requirements of the fishery.

The harvest strategy uses Daily Egg Production Method (DEPM) surveys to estimate biomass for each of the seven Small Pelagic Fishery stocks. These surveys, along with an annual review of catch and effort data, are used to inform the catch limits set for commercial caught species in the fishery.

The harvest strategy is scheduled for review in 2021 to ensure that it is consistent with the Commonwealth Fisheries Harvest Strategy Policy.

Performance – sustainability and economic returns

DEPM surveys continue to be updated for the eastern zone stocks, enabling total allowable catches to remain at maximum levels. Most recently, the result of the 2018-19 DEPM for jack mackerel east was considered by the Small Pelagic Fishery Resource Assessment Group and South East Management Advisory and used to inform the 2019-20 total allowable catch for this stock.

A further survey was undertaken in 2019-20 for blue mackerel east and Australian sardines, the results should be available to inform the 2020-21 total allowable catch for each of these stocks.

Due to limited fishing effort, the total allowable catch for the seven target stocks were under-caught in 2019-20. Despite this, the 2019-20 catches were the highest since the 2015-16 fishing season, indicating that incentives to fish in the Small Pelagic Fishery have improved and that GVP and net economic returns have likely improved from previous years.

Performance – status of bycatch

Dolphin interactions are managed under the Small Pelagic Fishery Dolphin Mitigation Strategy. The strategy aims to minimise dolphin interactions in the midwater trawl sector of the fishery by creating incentives for fishers to innovate and adopt best practice to minimise interactions.

The number of dolphin interactions in 2019-20 increased compared to 2018-19 despite best efforts by AFMA and the fishing industry to reduce interactions. AFMA has subsequently funded a pilot project using underwater cameras to observe dolphin behaviour around trawl gear in this fishery. The ultimate aim of this project is to identify areas for further work to improve mitigation to reduce the risk of dolphin interactions. The project is due to be completed in 2020-21.

External Reviews

The Small Pelagic Fishery remains accredited and is approved as a wildlife trade operation under Part 13A of the *Environment Protection and Biodiversity Conservation Act 1999*.

The Midwater Trawl sector of the fishery received Marine Stewardship Council Certification in 2019.

Southern and Eastern Scalefish and Shark Fishery

Estimated catch: 18,223 tonnes

Stock Status of Target Species



Common name (<i>scientific name</i>)	Latest available status assessment			
	2018		2019	
	<i>Fishing mortality</i>	<i>Biomass</i>	<i>Fishing mortality</i>	<i>Biomass</i>
Commonwealth Trawl and Scalefish Hook sectors				
Blue grenadier (<i>Macruronus novaezelandiae</i>)	Not subject to overfishing	Not overfished	Not subject to overfishing	Not overfished
Blue warehou (<i>Seriolella brama</i>)	Uncertain	Overfished	Uncertain	Overfished
Blue-eye trevalla (<i>Hyperoglyphe antarctica</i>)	Not subject to overfishing	Not overfished	Not subject to overfishing	Not overfished
Gemfish, eastern zone (<i>Rexea solandri</i>)	Uncertain	Overfished	Uncertain	Overfished
Gemfish, western zone (<i>Rexea solandri</i>)	Not subject to overfishing	Not overfished	Not subject to overfishing	Not overfished
Gulper sharks (<i>Centrophorus harrissoni</i> , <i>C. moluccensis</i> , <i>C. zeehaani</i>)	Uncertain	Overfished	Uncertain	Overfished
Jackass morwong (<i>Nemadactylus macropterus</i>)	Not subject to overfishing	Not overfished	Not subject to overfishing	Not overfished
Ocean perch (<i>Helicolenus barathri</i> , <i>H. percoides</i>)	Not subject to overfishing	Not overfished	Not subject to overfishing	Not overfished
Pink ling (<i>Genypterus blacodes</i>)	Not subject to overfishing	Not overfished	Not subject to overfishing	Not overfished
Ribaldo (<i>Mora moro</i>)	Not subject to overfishing	Not overfished	Not subject to overfishing	Not overfished
Silver trevally (<i>Pseudocaranx georgianus</i>)	Not subject to overfishing	Not overfished	Not subject to overfishing	Not overfished
Commonwealth Trawl Sector				
Deepwater sharks, western zone (multiple spp.)	Uncertain	Uncertain	Uncertain	Uncertain
Deepwater sharks, eastern zone (multiple spp.)	Uncertain	Uncertain	Uncertain	Uncertain
Eastern school whiting (<i>Sillago flindersi</i>)	Not subject to overfishing	Not overfished	Not subject to overfishing	Not overfished
Flathead (<i>Neoplatycephalus richardsoni</i> and 4 other spp.)	Not subject to overfishing	Not overfished	Not subject to overfishing	Not overfished
John dory (<i>Zeus faber</i>)	Not subject to overfishing	Not overfished	Not subject to overfishing	Not overfished
Mirror dory (<i>Zenopsis nebulosa</i>)	Not subject to overfishing	Not overfished	Not subject to overfishing	Not overfished
Ocean jacket, eastern zone (<i>Nelussetta ayraud</i>)	Not subject to overfishing	Not overfished	Not subject to overfishing	Not overfished

Orange roughy, Cascade Plateau (<i>Hoplostethus atlanticus</i>)	Not subject to overfishing	Not overfished	Not subject to overfishing	Not overfished
Orange roughy, eastern zone (<i>Hoplostethus atlanticus</i>)	Not subject to overfishing	Not overfished	Not subject to overfishing	Not overfished
Orange roughy, southern zone (<i>Hoplostethus atlanticus</i>)	Not subject to overfishing	Overfished	Uncertain	Overfished
Orange roughy, western zone (<i>Hoplostethus atlanticus</i>)	Not subject to overfishing	Overfished	Uncertain	Overfished
Oreodory – other; 3spp. (<i>Neocyttus rhomboidalis</i> , <i>Allocyttus niger</i> , <i>A. verrucosus</i>)	Uncertain	Not overfished	Uncertain	Not overfished
Oreodory: smooth: (<i>Pseudocyttus maculatus</i>) Cascade Plateau	Not subject to overfishing	Not overfished	Not subject to overfishing	Not overfished
Oreodory: smooth: (<i>Pseudocyttus maculatus</i>) Non-Cascade Plateau	Not subject to overfishing	Not overfished	Not subject to overfishing	Not overfished
Redfish, eastern (<i>Centroberyx affinis</i>)	Uncertain	Overfished	Uncertain	Overfished
Royal red prawn (<i>Haliporoides sibogae</i>)	Not subject to overfishing	Not overfished	Not subject to overfishing	Not overfished
Silver warehou (<i>Serirolella punctata</i>)	Not subject to overfishing	Not overfished	Not subject to overfishing	Not overfished
East Coast Deepwater Trawl Sector				
Alfonsino (<i>Beryx splendens</i>)	Not subject to overfishing	Not overfished	Not subject to overfishing	Not overfished
Great Australian Bight Trawl Sector				
Bight redfish (<i>Centroberyx gerrardi</i>)	Not subject to overfishing	Not overfished	Not subject to overfishing	Not overfished
Deepwater flathead (<i>Neoplatycephalus conatus</i>)	Not subject to overfishing	Not overfished	Not subject to overfishing	Not overfished
Ocean jacket, western (<i>Nelusetta ayraud</i>)	Not subject to overfishing	Not overfished	Not subject to overfishing	Not overfished
Orange roughy (<i>Hoplostethus atlanticus</i>)	Not subject to overfishing	Uncertain	Not subject to overfishing	Uncertain
Shark Gillnet and Shark Hook sectors				
Elephantfish (<i>Callorhynchus milii</i>)	Not subject to overfishing	Not overfished	Not subject to overfishing	Not overfished
Gummy shark (<i>Mustelus antarcticus</i>)	Not subject to overfishing	Not overfished	Not subject to overfishing	Not overfished
Sawshark (<i>Pristiophorus cirratus</i> , <i>P. nudipinnis</i>)	Not subject to overfishing	Not overfished	Not subject to overfishing	Not overfished
School shark (<i>Galeorhinus galeus</i>)	Uncertain	Overfished	Uncertain	Overfished

Source: Patterson, H, Larcombe, J, Woodhams, J and Curtotti, R 2020, Fishery status reports 2020, Australian Bureau of Agricultural and Resource Economics and Sciences, Canberra. CC BY 4.0.

Management Plans/Arrangements

The Southern and Eastern Scalefish and Shark Fishery continues to be managed in accordance with the *Southern and Eastern Scalefish and Shark Fishery Management Plan 2003*. The fishery has seven sectors that are managed through a combination of input and output controls including limited entry, catch limits, spatial closures, size limits and catch-and-effort triggers that are used to initiate further analysis and assessment. The Southern and Eastern Scalefish and Shark Fishery sectors include:

- Commonwealth South East Trawl Sector
- East Coast Deepwater Trawl Sector
- Great Australian Bight Trawl Sector
- Scalefish Hook Sector*
- Shark Hook Sector*
- Shark Gillnet Sector*
- Trap Sector*

*collectively called the Gillnet Hook and Trap Sector

Analysis of Performance

Performance – status of fish stocks

The table above shows that there are several Southern and Eastern Scalefish and Shark Fishery stocks that are considered to be overfished. Most of these stocks overlap jurisdictional boundaries, meaning they are caught in a combination of Commonwealth and state fisheries, complicating management. AFMA continues to work with State agencies to pursue complementary arrangements in overlapping fisheries.

While the estimated total catch remains below the respective incidental catch limits for southern and western orange roughy, the change in fishing mortality status stemmed from the need to ensure consistency in the reasoning applied to stocks that have no recent validation of biomass. There are no reliable indicators to determine whether the current level of fishing mortality will allow the stocks to rebuild to above the limit reference point within a biologically reasonable time frame.

Commonwealth rebuilding strategies are in place for blue warehou, eastern gemfish, redfish, school shark and orange roughy. Each of these strategies implement incidental total allowable catches and management arrangements to prevent targeting and promote recovery of the stock to the limit reference point. The performance of the strategies are reviewed annually by the relevant resource assessment group, and each undergo a thorough review every five years.

Stock assessments were updated in 2019 for a number of Southern and Eastern Scalefish and Shark Fishery species. Assessments for Bight redfish, deepwater flathead and gemfish west estimated the current biomass, or a proxy thereof, to be above the target reference point. Assessments for flathead and mirror dory (east and west) showed that the current biomass, or a proxy thereof, is between the limit reference point and the target referent point. For species assessed as being between the limit and target reference points, catches are set at a level that will allow the stock to build to the target. Smooth oreo (other) was assessed under the ecological risk assessment framework as a low risk, meaning fishing mortality is sustainable.

Alternative methods for stock assessments are being considered for species where the current index of abundance is becoming less reliable, typically because of low catch and effort levels or changes to fishing behaviours over time. Research is being undertaken to estimate abundance of school shark in the Southern and Eastern Scalefish and Shark

Fishery using Close-Kin Mark-Recapture genetic methods (FRDC project 2014/024). The first assessment using this method was delivered in 2018-19 and is currently undergoing independent expert peer review. The further application of this method to other species in the Southern and Eastern Scalefish and Shark Fishery is also being considered.

Performance – economic returns

For the purposes of reporting economic key performance indicators, AFMA uses its key commercial stocks (as defined by the Commonwealth Harvest Strategy Policy) in each fishery. In the 2019–20 season, there were 11 key commercial species in the Southern and Eastern Scalefish and Shark Fishery with maximum economic yield targets: Bight redfish, blue-eye trevalla, blue grenadier, deepwater flathead, eastern school whiting, gummy shark, orange roughy east, pink ling west, pink ling east, school shark and tiger flathead.

Three of those species, tiger flathead, deepwater flathead and eastern school whiting are assessed as being 'on target' or within 20 per cent of their target reference point on average over the past five years. Three stocks – blue-eye trevalla, orange roughy east and pink ling east – are between the limit reference point and target reference point and heading towards the target. One stock – gummy shark – is assessed as being above the target reference point and heading towards the target. Three stocks – Bight redfish, blue grenadier and pink ling west – are assessed as being above the target reference point but not heading towards the target. School shark is assessed as being below the limit reference point; however, the latest assessment using Close-Kin Mark-Recapture genetic methods indicates that the stock had recovered slightly during the period from 2000-2017.

Performance – reliability of information

Discard reporting by shark gillnet, shark hook and scalefish hook boats continues to be monitored in 2019-20 by comparing logbook reported discards against electronic monitoring reviews. While reporting by fishers has improved, it remains better for quota species than bycatch species. AFMA continues to work with industry and scientists to improve discard information feeding into stock assessments.

A trial was recently completed to better understand the ability of electronic monitoring to provide information on catch and effort data in the Commonwealth Trawl Sector. The final report is currently being drafted and this will be considered alongside a suite of alternative data collection and monitoring options to find the most cost-effective approach for the fishery.

As a result of the COVID-19 pandemic, on-board observers were not deployed during the second and third quarters of 2020. Coverage has now recommenced and the Southern and Eastern Scalefish and Shark Fishery Resource Assessment Group will consider the potential impact of any data loss for future stock assessments at its August 2020 data meeting.

Performance – status of bycatch

In 2019 Ecological Risk Assessments were updated for the following methods and sectors of the Southern and Eastern Scalefish and Shark Fishery:

- Otter board trawl method in the Commonwealth Trawl Sector;
- Danish seine method in the Commonwealth Trawl Sector;
- Otter board trawl method in the Great Australian Bight Trawl Sector; and
- Shark gillnet method in the Gillnet Hook and Trap Sector.

There were 15 species in the Commonwealth Trawl Sector (otter board trawl and Danish seine) and one species in the Great Australian Bight Trawl Sector, assessed as potentially being at high risk for the period 2012-2016. Management arrangements are currently being considered for species assessed as potentially high risk, with a view to finalising the Commonwealth Trawl Sector and Great Australian Bight Trawl Sector bycatch and discarding workplans later in 2020.

The Ecological Risk Assessment for the shark gillnet method in the Gillnet Hook and Trap Sector is expected to be finalised by the Shark Resource Assessment Group later in 2020.

Industry is currently coordinating a project to develop a seal mitigation device for otter board trawl boats that will close the trawl net and stop the ingress of seals when the net is being hauled. A prototype has been developed and trials are expected to take place in 2020.

To further ensure interactions with seabirds are minimised, additional management arrangements were introduced during 2019-20 fishing season that require zero discharge of biological material from otter board trawl boats when fishing gear is in the water while fishing in high risk areas. Exemptions to the new rule will be considered where operators can demonstrate offal management techniques that remove the risk to seabirds interacting with trawl warps. AFMA continues to work with industry in their efforts to develop more mitigation options to further reduce seabird interactions with otter board trawl boats, providing feedback on designs and ultimately assessing whether it meets the requirements for an exemption to the zero discharge requirements described above.

AFMA has commenced a review of the Upper-Slope Dogfish Management Strategy to ensure that the strategy is on track to meet its objectives. The objective of the strategy is to promote the recovery of Harrison's dogfish (*Centrophorus harrissoni*) and southern dogfish (*C. zeehani*), both of which are listed as conservation dependent under the *Environment Protection and Biodiversity Conservation Act 1999*, and help to mitigate the impact of fishing on endeavour dogfish (*C. moluccensis*) and greeneye spurdog (*Squalus chloroculus*). The review is expected to be completed in 2020-21.

External Reviews

The Southern and Eastern Scalefish and Shark Fishery remains accredited and approved as a wildlife trade operation under Part 13A of the *Environment Protection and Biodiversity Conservation Act 1999* until February 2022. The winter blue grenadier fishery was recertified as sustainable by the Marine Stewardship Council in August 2020, which is valid until February 2026.

An implementation workplan for the Southern and Eastern Scalefish and Shark Fishery Strategic Monitoring and Review Project (SMARP, FRDC 2014-203) and Declining Indicators Project (FRDC 2016-146) was finalised in early 2020. The workplan prioritises the recommendations from each project, including approaches for future monitoring and assessment options and developing additional or alternative indicators for use in future assessments and harvest strategies.

Key to the implementation workplan is the ongoing work to develop a new Southern and Eastern Scalefish and Shark Fishery harvest strategy (FRDC 2018-021) which will consider alternative approaches to multi-species harvest strategies, including monitoring and assessment options identified in the SMARP project.

Southern Squid Jig Fishery

Estimated catch: 65 tonnes



Stock Status of Target Species

Common name (<i>scientific name</i>)	Latest available status assessment			
	2018		2019	
	<i>Fishing mortality</i>	<i>Biomass</i>	<i>Fishing mortality</i>	<i>Biomass</i>
Gould's squid (<i>Nototodarus gouldi</i>)	Not subject to overfishing	Not overfished	Not subject to overfishing	Not overfished

Source: Patterson, H, Larcombe, J, Woodhams, J and Curtotti, R 2020, Fishery status reports 2020, Australian Bureau of Agricultural and Resource Economics and Sciences, Canberra. CC BY 4.0.

Management Plans/Arrangements

The Southern Squid Jig Fishery is managed in accordance with the *Southern Squid Jig Fishery Management Plan 2005* and the Arrow Squid Fishery Harvest Strategy. The management arrangements include regulating the type and amount of fishing gear able to be used. There were no changes to the *Southern Squid Jig Fishery Management Plan 2005* in 2019–20.

AFMA, in consultation with the Squid Resource Assessment Group and South East Management Advisory Committee have commenced a review of the Arrow Squid Fishery Harvest Strategy with the intent to simplify and update the triggers and management responses to ensure they reflect the current state of the fishery and meet the requirements of the Commonwealth Harvest Strategy Policy.

Analysis of Performance

Status of fish stocks

Gould's squid (also known as arrow squid) is a highly productive and relatively short lived species. It is not managed to a target reference point; the Arrow Squid Fishery Harvest Strategy is based on a series of catch and effort triggers which, if reached, will trigger further analyses and management responses.

Effort and catch in the Southern Squid Jig Fishery continues to vary between seasons and has been relatively low in recent years. Catch during 2019-20 was 65 tonnes, well below the first catch trigger of 3,000 tonnes in the Arrow Squid Fishery Harvest Strategy and has not resulted in further analyses and management responses being triggered.

An ongoing challenge for the squid fishery is locating commercially viable aggregations of squid, an issue exacerbated by a small fleet size. Despite low catches, the price received remains high.

External Reviews

No external reviews were completed during 2019-20.

Eastern Tuna and Billfish Fishery

Estimated catch: 5,062 tonnes



Stock Status of Target Species

Common name (<i>scientific name</i>)	Latest available status assessment			
	2018		2019	
	<i>Fishing mortality</i>	<i>Biomass</i>	<i>Fishing mortality</i>	<i>Biomass</i>
Striped marlin (<i>Tetrapturus audax</i>)	Not subject to overfishing	Not overfished	Not subject to overfishing	Overfished
Albacore (<i>Thunnus alalunga</i>)	Not subject to overfishing	Not overfished	Not subject to overfishing	Not overfished
Yellowfin tuna (<i>Thunnus albacares</i>)	Not subject to overfishing	Not overfished	Not subject to overfishing	Not overfished
Bigeye tuna (<i>Thunnus obesus</i>)	Not subject to overfishing	Not overfished	Not subject to overfishing	Not overfished
Swordfish (<i>Xiphias gladius</i>)	Not subject to overfishing	Not overfished	Not subject to overfishing	Not overfished

Source: Patterson, H, Larcombe, J, Woodhams, J and Curtotti, R 2020, Fishery status reports 2020, Australian Bureau of Agricultural and Resource Economics and Sciences, Canberra. CC BY 4.0.

Management Plans/Arrangements

The fishery continues to be managed in accordance with the *Eastern Tuna and Billfish Fishery Management Plan 2010*, and conservation and management measures mandated by the Western and Central Pacific Fisheries Commission of which Australia is a member. The fishery is managed through output controls (total allowable commercial catches and individually transferable quota's) and input controls (e.g. limited entry and gear restrictions).

During the period 2019-20 the fishery continued work on the development of harvest strategies for broadbill swordfish and striped marlin and finalised the Eastern Tuna and Billfish Fishery Management Strategy, which describes the operational processes AFMA employs to meet the requirements of the higher level *Eastern Tuna and Billfish Fishery Management Plan 2010*. Performance criteria detailed in the fishery management plan were met in 2019–20.

Analysis of Performance

Status of stocks

Overall, Eastern Tuna and Billfish Fishery catches of key commercial species were around 3 per cent higher in 2019 relative to the 2018, although the availability of key target species in the fishery varies between years. A relatively high proportion of the total allowable commercial catches were caught for yellowfin tuna and striped marlin but less so for swordfish and less than half the catch limits set for albacore tuna and bigeye tuna were caught. Domestically, the total allowable commercial catches of all the key commercial species are currently considered to be appropriate and of no concern to the status of these regional stocks.

There are currently three major research projects underway in the fishery. The first aims to use genetic information to assess connectivity between target species in the Eastern Tuna and Billfish Fishery and the broader Pacific Ocean. The second project aims to investigate oceanographic impacts on the fishery to better understand inter-annual variations in catches, interactions between fishery sectors, connectivity and longer term potential climate change

impacts. The third project is looking to update and improve the Eastern Tuna and Billfish Fishery Harvest Strategy for Swordfish and Striped Marlin, which is used as the basis for setting total allowable commercial catch for those species.

The Eastern Tuna and Billfish Fishery is part of the broader Western and Central Pacific tuna fishery managed under the Western and Central Pacific Fisheries Commission. The most recent Western and Central Pacific Fisheries Commission assessments for each of the five target stocks indicate that none of these stocks are overfished or subject to overfishing.

An ecological risk assessment for the fishery was completed in mid-2019 and indicates that the Eastern Tuna and Billfish Fishery longline fishery as a whole does not pose a high risk to the ecological sustainability of general bycatch, protected species or by-product species.

Fishery management arrangements

Since July 2015 all boats fishing more than 30 days a year in the Eastern Tuna and Billfish Fishery have been required to have a system of cameras and sensors installed to monitor all fishing operations. Footage is recorded when fishing operations are occurring to verify the logbook records. All fishing operations on full time boats are now monitored, with 10 per cent of all longline shots (minimum of one shot per boat, per month) reviewed and compared to the logbook reports. Regular feedback reports are provided to Eastern Tuna and Billfish Fishery operators to inform them of their reporting performance. Since the implementation of e-monitoring, analyses conducted by ABARES has indicated an improvement in logbook reporting. The improved logbook reporting will enable AFMA to make better risk assessments and better focus resources to minimise the impact of fishing on the marine environment.

Between May and November each year, we also implement a southern bluefin tuna zone in the fishery to help ensure that any southern bluefin tuna caught is covered by quota and to minimise discarding. To enter the zone, Eastern Tuna and Billfish Fishery operators are required to hold a minimum amount of southern bluefin tuna quota and maintain an operational electronic monitoring system on board. The southern bluefin tuna zone location is reviewed weekly using sea surface temperature maps and industry catch information.

During 2019-20, a project to update and improve the Eastern Tuna and Billfish Fishery Harvest Strategy continued and the integrated Fisheries Management Strategy was finalised which updates and combines previous fishery strategies and action plans into a single strategy to operationalise the *Eastern Tuna and Billfish Fishery Management Plan 2010*.

In relation to protected species, an increase in seabird interactions in the southern half of the Eastern Tuna and Billfish Fishery during the 2017–18 and 2018-19 summer seasons resulted in increased management responses. These responses resulted in much fewer seabird interactions in the summer 2019-20 season. AFMA is also continuing to review turtle and marine mammal interaction data to better understand the fisheries interactions with these species.

External Reviews

Compliance by the Eastern Tuna and Billfish Fishery with Conservation and Management Measures of the Western and Central Pacific Fisheries Commission is reviewed on an annual basis under the Western and Central Pacific Fisheries Commission Compliance Monitoring Scheme. In 2018–19, as in previous years, Eastern Tuna and Billfish Fishery management arrangements were consistent with Western and Central Pacific Fisheries Commission measures. The Eastern Tuna and Billfish Fishery is currently undergoing certification from the Marine Stewardship Council for catches of yellowfin tuna, bigeye tuna, swordfish and albacore.

Southern Bluefin Tuna Fishery

Estimated catch: 6,324 tonnes



Stock Status of Target Species

Common name (<i>scientific name</i>)	Latest available status assessment			
	2018		2019	
	<i>Fishing mortality</i>	<i>Biomass</i>	<i>Fishing mortality</i>	<i>Biomass</i>
Southern Bluefin Tuna (<i>Thunnus maccoyii</i>)	Not subject to overfishing	Overfished	Not subject to overfishing	Overfished

Source: Patterson, H, Larcombe, J, Woodhams, J and Curtotti, R 2020, Fishery status reports 2020, Australian Bureau of Agricultural and Resource Economics and Sciences, Canberra. CC BY 4.0.

Management Plans/Arrangements

The fishery continues to be managed in accordance with the *Southern Bluefin Tuna Fishery Management Plan 1995*. It is managed through a system of output controls in the form of individually transferable quotas, which are allocated as SFRs under the management plan. The performance criteria detailed in the management plan were all met in 2019-20.

The Commission for the Conservation of Southern Bluefin Tuna sets an annual global total allowable catch. From the global total allowable catch national allocations are provided to all members. Prior to the commencement of the fishing season (1 December to 30 November), AFMA determines a total allowable catch of southern bluefin tuna for the domestic fishery based upon Australia's national allocation.

The Southern Bluefin Tuna Fishery is an approved wildlife trade operation for the purposes of Parts 13 and 13A of the *Environment Protection and Biodiversity Conservation Act 1999* until 11 November 2022.

Analysis of Performance

Performance – quota setting

The domestic total allowable catch for the 2019–20 Southern Bluefin Tuna fishing season was 6,165 tonnes. When undercatch from the previous season is added the effective total allowable catch becomes 6,283 tonnes.

The AFMA Commission set the 2019–20 total allowable catch after accepting an undertaking from the Australian Southern Bluefin Tuna Industry Association to voluntarily set aside 250 tonnes of the quota to account for other sources of mortality, including that from recreational fishing.

The total catch in the fishery, for the 2019–20 fishing season, was 6,324 tonnes. This exceeded the effective total allowable catch by approximately 41 tonnes. Australia committed to reducing the total allowable catch for the following season by the same amount.

Concession holders in the ranching sector of the fishery took approximately 88 per cent of the catch. The remaining catch was taken by longline vessels working primarily off the New South Wales south coast.

During 2019-20, the Department of Agriculture, Water and the Environment contracted a major survey to quantify recreational fishing catch of Southern Bluefin Tuna so that arrangements could be made to account for that catch against Australia's national allocation. The survey found that approximately 270 tonnes were caught by recreational fishers in

December 2018 – November 2019. In response, the Australian Government has determined that 5 per cent of Australia's national allocation will be set aside to cover recreational catch in the future and AFMA is now implementing that decision.

Performance – status of fish stocks

The Commission for the Conservation of Southern Bluefin Tuna management procedure specifies that a full quantitative stock assessment should be undertaken every three years. The 2017 stock assessment suggested that the stock remains at a low state, estimated to be 13 per cent of the initial spawning stock biomass, and below the level to produce maximum sustainable yield.

The 2019 Commission for the Conservation of Southern Bluefin Tuna Extended Scientific Committee meeting advised that the 2019 reconditioned operating models suggest that the spawning stock biomass in 2018 was 17 per cent of the initial biomass (15-21 per cent), up from an historic low of 5 per cent in 2009. A full stock assessment will be undertaken in 2020.

Internationally, the management procedure is considered a success in that it has been instrumental in addressing the previous sharp decline in the stock and facilitating recovery towards agreed targets.

Performance – economic returns

The majority of the southern bluefin tuna total allowable catch continues to be taken by the purse seine sector in South Australia, for subsequent grow out by the ranching sector. Historically the purse seine catch was taken in the Great Australian Bight south of Ceduna. However, in recent years the majority of the catch has been taken in areas to the east of Kangaroo Island. As these areas are closer to the aquaculture zone in Port Lincoln, the time the fish spend in the tow cage before transfer to farms has been reduced.

The amount of fish taken by longliners on the east coast depends primarily on access to available quota from the ranching sector and the seasonal availability of fish, but was also heavily influenced in mid-2020 by extremely high freight costs and decreased international demand as a result of COVID-19. In the 2018–19 fishing season 783 tonnes was caught compared to 1,034 tonnes in the previous season.

External Reviews

A management procedure is a pre-agreed set of rules that can specify changes to the total allowable catch based on updated monitoring data. In 2011 the Commission for the Conservation of Southern Bluefin Tuna adopted a management procedure to guide its global total allowable catch setting. The current management procedure is tuned to a 70 per cent probability of rebuilding the stock to the interim rebuilding target reference point of 20 per cent of the original spawning stock biomass by 2035.

The Commission for the Conservation of Southern Bluefin Tuna has agreed a new management procedure to guide the setting of total allowable catches from 2021. The new management procedure is tuned to rebuilding the stock to a target reference point of 30 per cent of the original spawning stock biomass by 2035, an increase over the original 20 per cent biomass.

Western Tuna and Billfish Fishery



Estimated catch: 179 tonnes

Stock Status of Target Species

Common name (<i>scientific name</i>)	Latest available status assessment			
	2018		2019	
	<i>Fishing mortality</i>	<i>Biomass</i>	<i>Fishing mortality</i>	<i>Biomass</i>
Albacore (<i>Thunnus alalunga</i>)	Not subject to overfishing	Not overfished	Subject to overfishing	Not overfished
Yellowfin tuna (<i>Thunnus albacares</i>)	Subject to overfishing	Not overfished	Subject to overfishing	Not overfished
Bigeye tuna (<i>Thunnus obesus</i>)	Not subject to overfishing	Not overfished	Subject to overfishing	Not overfished
Swordfish (<i>Xiphias gladius</i>)	Not subject to overfishing	Not overfished	Not subject to overfishing	Not overfished
Striped marlin (<i>Kajikia audax</i>)	Subject to overfishing	Overfished	Subject to overfishing	Overfished

Source: Patterson, H, Larcombe, J, Woodhams, J and Curtotti, R 2020, Fishery status reports 2020, Australian Bureau of Agricultural and Resource Economics and Sciences, Canberra. CC BY 4.0.

Management Plans/Arrangements

The fishery continued to be managed in accordance with the *Western Tuna and Billfish Fishery Management Plan 2005* and resolutions mandated by the Indian Ocean Tuna Commission (IOTC) of which Australia is a member.

The performance criteria detailed in the fishery management plan were all met in 2019–20.

Analysis of Performance

Status of fish stocks

The Western Tuna and Billfish Fishery has continued to operate at low levels of effort, largely due to economic conditions. In 2019–20, catch levels for the main target species were slightly lower than 2018–19 due to a reduction in vessel numbers for part of the year. Domestically, the total allowable commercial catches for all the key commercial species are currently considered to be appropriate and of no concern to the regional stock status. However, the Western Tuna and Billfish Fishery target species are managed internationally and there are concerns regarding the stock status of striped marlin and yellowfin tuna. Both are considered to be overfished and subject to overfishing within the wider Indian Ocean. Updated stock assessments for both striped marlin and yellowfin tuna were completed in 2018.

AFMA cooperates with the Department of Agriculture, Water and the Environment to encourage IOTC to implement robust catch controls and country-specific allocations to rebuild overfished stocks and manage all stocks into the future.

Fishery management arrangements

Since July 2015 active boats in the Western Tuna and Billfish Fishery have been required to have electronic monitoring – a system of cameras and sensors installed to monitor all fishing operations. Footage is recorded when fishing operations are occurring to verify logbook records. All fishing operations on active boats are now monitored, with 10 per cent of all

longline shots (minimum of one shot per boat, per month) reviewed and compared to the logbook reports. Regular feedback reports are provided to Western Tuna and Billfish Fishery operators to inform them of their reporting performance. Since the implementation of electronic monitoring, preliminary analysis has indicated an improvement in logbook reporting. Improved logbook reporting in fisheries with electronic monitoring has enabled us to make better risk assessments and better focus resources to minimise the impact of fishing on the marine environment. AFMA continues to monitor protected species interactions in the fishery but these occur at a very low level, in part due to the low level of fishing effort.

External Reviews

No external reviews were completed during 2019-20.

Heard Island and McDonald Islands Fishery

Estimated catch:
3,144 tonnes
(Patagonian toothfish)
443 tonnes
(Mackerel icefish)



Stock Status of Target Species

Common name (<i>scientific name</i>)	Latest available status assessment			
	2018		2019	
	<i>Fishing mortality</i>	<i>Biomass</i>	<i>Fishing mortality</i>	<i>Biomass</i>
Mackerel icefish (<i>Champsocephalus gunnari</i>)	Not subject to overfishing	Not overfished	Not subject to overfishing	Not overfished
Patagonian toothfish (<i>Dissostichus eleginoides</i>)				

Source: Patterson, H, Larcombe, J, Woodhams, J and Curtotti, R 2020, Fishery status reports 2020, Australian Bureau of Agricultural and Resource Economics and Sciences, Canberra. CC BY 4.0.

Management Plans/Arrangements

The Heard Island and McDonald Islands Fishery is managed in accordance with the *Heard Island and McDonald Islands Fishery Management Plan 2002* and the conservation measures mandated by the Commission for the Conservation of Antarctic Marine Living Resources. All operations conducted in the fishery were compliant with the performance criteria outlined in the management plan. As at June 2020 four boats operated in the fishery during 2019-20. Three of these boats longlined and one boat both trawled and longlined. There were no changes to the *Heard Island and McDonald Islands Fishery Management Plan 2002* during 2019-20.

Analysis of Performance

Performance – status of fish stocks

In November 2019, the AFMA Commission set the Heard Island and McDonald Islands Fishery total allowable catch at 3,030 tonnes for Patagonian toothfish and 527 tonnes for Mackerel icefish for the 2019-20 fishing year. Commissioners recognised that the total allowable catch had also been agreed to by the Commission for Conservation of Antarctic Marine Living Resources (to which Australia is a member), and that this catch limit is not expected to unreasonably impact on long term sustainability of Patagonian toothfish stocks.

The Sub-Antarctic Resource Assessment Group and Sub-Antarctic Management Advisory Committee also supported the Heard Island and McDonald Islands Fishery total allowable catches for the 2019-20 fishing year.

Performance – status of bycatch

The core longline fishing season extends from 1 May to 14 September. In 2019, longlining was permitted from 1 April 2019 to 30 November 2019 with additional seabird measures applying to the periods outside the core longline season. Strict rules are in place around

interactions with seabirds during the autumn and spring extension periods, when seabird activity is known to increase around Heard Island and McDonald Islands. If three or more seabirds are caught and killed by fishing gear during the extension periods, that vessel can no longer fish by longline in the extension periods. One boat triggered this provision in 2019-20.

Bycatch is generally low in the Heard Island and McDonald Islands Fishery and catch limits were not exceeded in 2019-20.

External Reviews

Management of the Heard Island and McDonald Islands Fishery is reviewed internationally by the Commission for the Conservation of Antarctic Marine Living Resources. The Commission for the Conservation of Antarctic and Marine Living Resources meet each year and, among other things, considers catch limits and bycatch management for the Heard Island and McDonald Islands Fishery.

The Heard Island and McDonald Islands Fishery stock assessment for Patagonian toothfish is considered and endorsed by the Commission for the Conservation of Antarctic Marine Living Resources. The management of the fishery is certified as sustainable by the Marine Stewardship Council. A surveillance audit was conducted in April 2020 and confirmed the fishery continues to meet the Marine Stewardship Council Fisheries Standard.

High Sea Permits

Estimated catch: 213 tonnes

Major species:

- Redthroat emperor
- Hapuku
- Flame snapper
- Sea bream snapper
- Jackass morwong
- Bass groper
- Yellowtail kingfish
- Blue-eye trevalla
- Alfonsino
- Orange Roughy

Management Plans/Arrangements

High Seas Permits allow Australian flagged vessels to fish for non-highly migratory species in the areas of water covered under the South Pacific Regional Fisheries Management Organisation (SPRFMO) and the Southern Indian Ocean Fisheries Agreement (SIOFA).

High Seas Permits are granted for up to five years, with a season running from 1 January to 31 December. There are currently seven High Seas Permits. Seven vessels are permitted to fish in the SPRFMO area and six vessels are permitted to fish in the SIOFA area. The main gears used by High Seas Permit holders are midwater trawl, demersal trawl and automatic longline (demersal longline).

In 2019-20, a number of amendments to SPRFMO and SIOFA conservation and management measures (CMMs) were adopted. These amendments were implemented domestically through changes to permit conditions in May 2020. With regards to SPRFMO, some bycatch limits were reduced (CMM 03-2020 Bottom Fishing in the SPRFMO Convention Area) and the orange roughy catch limit for Westpac Bank was increased by 4 tonnes to 13 tonnes (CMM 03a-2020 Deepwater Species in the SPRFMO Convention Area). With regards to SIOFA, seabird mitigation requirements were revised to enable implementation of three seabird night setting trigger (SIOFA CMM 2019/13 Mitigation of Seabird Bycatch) and move-on provisions were added for dropline fishing (SIOFA CMM 2019/01 Interim Management of Bottom Fishing).

Analysis of Performance

High Seas Permits continue to be managed consistent with SPRFMO and SIOFA CMMs.

Non-operational fisheries

Commercial operators did not operate in the following Commonwealth fisheries during 2019-20.

Norfolk Island Fishery

The Norfolk Island Inshore Fishery and the Norfolk Island Offshore Demersal Finfish Fishery do not have formal management plans and there are no current commercial fishing concessions. Through a Memorandum of Understanding with AFMA, the Norfolk Island Inshore Fishery is managed by the Norfolk Island Regional Council in accordance with the Norfolk Island Inshore Fishery Policy 2009.

In 2018, AFMA and the Norfolk Island Fishing Association, in collaboration with the Norfolk Island Regional Council, commenced a review of the Policy that is still ongoing.

No stock assessments or biomass estimates for species taken within the Norfolk Island fisheries have been made. No stock status classifications have been given to this fishery as there are no defined stocks for management purposes.

Skipjack Tuna Fishery

Stock status of target species

Common name (<i>scientific name</i>)	Latest available status assessment			
	2018		2019	
	<i>Fishing mortality</i>	<i>Biomass</i>	<i>Fishing mortality</i>	<i>Biomass</i>
Indian Ocean skipjack tuna (<i>Katsuwonus pelamis</i>)	Not subject to overfishing	Not overfished	Not subject to overfishing	Not overfished
Western and Central Pacific Ocean skipjack tuna (<i>Katsuwonus pelamis</i>)	Not subject to overfishing	Not overfished	Not subject to overfishing	Not overfished

Source: Patterson, H, Larcombe, J, Woodhams, J and Curtotti, R 2020, Fishery status reports 2020, Australian Bureau of Agricultural and Resource Economics and Sciences, Canberra. CC BY 4.0.

The fishery is managed in accordance with the Skipjack Tuna Harvest Strategy, the statement of fishery management arrangements and fishing concession conditions.

There has been little or no annual effort in the fishery since 2008 for economic reasons. There were no new management arrangements implemented in the fishery in 2018-19. There are 19 Eastern Skipjack Tuna Fishery permits and 14 Western Skipjack Tuna Fishery permits, however no Australian vessels are currently targeting skipjack tuna.

Southern Tasman Rise Fishery

Stock status of target species

Common name (<i>scientific name</i>)	Latest available status assessment			
	2018		2019	
	Fishing mortality	Biomass	Fishing mortality	Biomass
Orange roughy (<i>Hoplostethus atlanticus</i>)	Not subject to overfishing	Overfished	Not subject to overfishing	Overfished

Source: Patterson, H, Larcombe, J, Woodhams, J and Curtotti, R 2020, Fishery status reports 2020, Australian Bureau of Agricultural and Resource Economics and Sciences, Canberra. CC BY 4.0.

The South Tasman Rise Fishery forms part of Australia's fishing footprint under the South Pacific Regional Fisheries Management Organisation but has been closed to fishing since 2007. The area is also subject to a memorandum of understanding for cooperative management between Australia and New Zealand established in 1998. New Zealand has not fished the South Tasman Rise since the end of the 2000-01 fishing season.

The South Tasman Rise orange roughy stock is the only high-seas stock that has been assigned a status classification by ABARES. Insufficient information is available to enable the fishery wide determination of stock status for any of the high-seas demersal fish stocks in the South Pacific Regional Fisheries Management Organisation and the Southern Indian Ocean Fisheries Agreement areas of competence.

A number of stock assessments were undertaken for orange roughy stocks in the South Pacific Regional Fisheries Management Organisation and the Southern Indian Ocean Fisheries Agreement area of competence. These assessments have been accepted by both regional fisheries management organisations. Catch limits were introduced for orange roughy in South Pacific Regional Fisheries Management Organisation in early 2019 and limits for Southern Indian Ocean Fisheries Agreement will be introduced in late 2019.



Atlas Cove Southern Ocean
Photo courtesy AFMA

FEATURE STORY: Observer Program Work Health and Safety Activities

AFMA's Observer Program consists of sixteen active observers and four support staff. The program provides fundamental scientific monitoring services to Commonwealth fisheries. Data collected by the observers, particularly the biological data such as otoliths, sex and length data, is used in stock assessments which underpin the assessment of sustainable fisheries. Our observers also support Australia's ability to meet international monitoring obligations, for example in the Southern Ocean.

As a part of AFMA's continual improvement, an external review of the observer program was undertaken in 2018. Key recommendations from that review related to the work, health and safety aspects of the observer program. Specifically the review recommended updating the risk register and associated training plan and the development of a Health and Safety Plan. To ensure the safety of AFMA's observers, we sought the expertise of a work health and safety specialist to undertake the work during 2019-20.

A partnership approach was established with the observers engaged with the risk specialist throughout the review process resulting in a thorough description of the work environment. This assisted in underpinning the understanding of the risks and therefore the mitigation strategies. The collaboration also enabled the identification of additional risks such as observers undertaking at-sea transfers between vessels or responding and providing training for emergencies.

As a consequence, use of the new risk register and associated training plan and the new Health and Safety Plan resulted in additional training and support for observers including:

- Completion of SeSAFE Training to raise awareness and improve safety performance in the fishing and aquaculture industry with training about the hazards associated with working on fishing vessels.
- Provision of additional safety equipment including Personal Flotation Devices and direction equipment and personal Radio Locator beacons (EPIRBs) to be worn at all times while when on deck.
- Consideration of materials that will assist with and training that simulates escaping a capsized fishing vessel.



Observer Pat Ward looking at long line
Photo courtesy AFMA

PART 4 MANAGEMENT AND ACCOUNTABILITY

Corporate governance

Governing Body

AFMA as a non-corporate statutory body forms part of the Commonwealth government. It is governed by a Commission which is responsible for exercising functions and powers in relation to domestic fisheries management. The CEO is responsible for assisting the Commission, in giving effect to its decisions. In addition the CEO is separately responsible for exercising AFMA's foreign compliance functions and powers, and for functions under the *Torres Strait Fisheries Act 1984*.

The Commission is subject to limited government policy direction as stated in section 91 of the *Fisheries Administration Act 1991*.

The Minister for Agriculture, Drought and Emergency Management appoints the chairperson, part-time commissioners and the CEO. Following advice from the chairperson, the minister appoints a part-time commissioner as deputy-chairperson. The minister is also the approving authority for AFMA's Corporate Plan, Annual Operational Plan and all Fishery Management Plans determined by AFMA. Some or all duties of the Minister are typically delegated to the Assistant Minister for Forestry and Fisheries.

The CEO is the Accountable Authority under the *Public Governance, Performance and Accountability Act 2013* as well as the Agency Head under the *Public Service Act 1999* and is also appointed as an AFMA Commissioner.

The CEO is subject to Ministerial Direction with regard to the Authority's foreign compliance functions, and under the *Public Service Act 1999* is required to be responsive to government in implementing the government's policies and programs.

For more information about AFMA's Commissioners, see Appendix 1 to this report.

Disclosure of interests

Commissioners must disclose to the Minister for Agriculture, Drought and Emergency Management any pecuniary or other interest that may relate to their AFMA functions, both prior to appointment and if such interests arise during their terms of office. Disclosures of interests are kept on a register of interests held by AFMA's Executive Secretary. Where a Commissioner declares they have an interest in a matter under consideration by the Commission it will initiate procedures to safeguard the integrity of the Commission's decisions.

Performance review

The Commission conducts a simple review of its performance at each Commission meeting. These documented reviews address the effectiveness of the Commission in its decision making, corporate governance and maintenance of stakeholder relationships. With the commencement of a new Commission in July 2019, AFMA has taken the opportunity to seek views from industry bodies as to how the Commission could strengthen its stakeholder engagement.

Internal Scrutiny

AFMA strives to achieve governance arrangements, together with the associated systems and processes used, that are best practice. To this end we utilise internal audits as an essential tool to independently identify any deficiencies in these processes and control systems whilst at the same time providing opportunities to deliver better practices that will improve the efficiency, cost effectiveness and transparency of our management and regulatory arrangements.

During the reporting period the Strategic Internal Audit Plan for 2017-19 was finalised. BellchambersBarrett were re-appointed as internal auditors for three years commencing in January 2020. The internal auditor in collaboration with AFMA Management and the AFMA Audit and Risk Committee established a Strategic Internal Audit Plan for 2020-22. The Strategic Internal Audit Plan outlines the intended audits that will be conducted over the three year period. These proposed audits are intended to address high level risks that have been identified as part of our Risk Management Framework.

Drawing on the 2017-19 and 2020-22 plans, the independent auditor completed or commenced the following four audits during 2019-20 on the following areas of AFMA's business operations:

Observers' Program performance audit

This audit focused on reviewing the effectiveness and efficiency of the AFMA Observer Program including compliance with key risk areas of the AFMA Observers Program Manual; trip planning and logistics arrangements including travel and accommodation arrangements and provision of required equipment; and, the timely and accurate completion of financial acquittal processes.

Review of the implementation of the ICT Strategic Plan audit

This audit focused on assessing the strength and maturity of the control framework established by AFMA to manage ICT risks and security. This included assessing AFMA's implemented controls against the requirements of the Australian Cyber Security Centre's Essential Eight mitigating strategies for the prevention of cyber intrusion; and the effectiveness of AFMA's ICT change management framework.

AFMA Training Review

The focus of this audit was to review the management of mandatory training across AFMA. This included assessing how AFMA's mandatory training is identified, the extent to which mandatory training is monitored and the follow-up actions undertaken for staff who have not completed mandatory training.

Annual Performance Statements quality assurance

This audit focused on reviewing the accuracy and validity of information supporting the AFMA 2018-19 and 2019-20 performance report. Additionally, the audit assessed progress achieved relating to the four audit recommendations made in the 2019 AFMA Performance Statement internal audit.

AFMA Management has endorsed and implemented the majority of the recommendations from these audits. Work on outstanding endorsed recommendations will be undertaken during 2020-21 and monitored by the AFMA Audit and Risk Committee.

We have also established a number of standing committees which provide oversight and governance over our other key business operational activities.

These committees include:

- **Strategic Delivery Committee** – oversees the delivery of all key project works that directly align with AFMA's Strategic goals and/or Annual Operational Plan objectives.

- **Data and Information Management Committee** – provides a strategic approach to managing data, information and records to reduce business risk, increase accountability, and improve operational efficiencies.
- **Security Governance Committee** – reviews and monitors AFMA's security governance arrangements against the security threats and vulnerabilities identified by the Australian government and faced by AFMA in delivering its objectives.
- **Risk Management Committee** – provides oversight from a cross-agency perspective on the management and control of AFMA's business risks and to support the implementation of the agencies risk management framework.

The CEO, as required under the *Public Governance, Performance and Accountability Act 2013*, has maintained the **Audit and Risk Committee** to also provide independent internal scrutiny of AFMA business operations. Further details of these committees are provided in Appendix 1.

External Scrutiny

AFMA's financial statements are audited annually by the Australian National Audit Office (the Audit Office). The Audit Office examines the strength of our internal controls to obtain reasonable assurance as to whether our annual financial statements as a whole are free from material misstatement. The results of their audit are presented in their report on the financial statements accessible in Part 5 of this report.

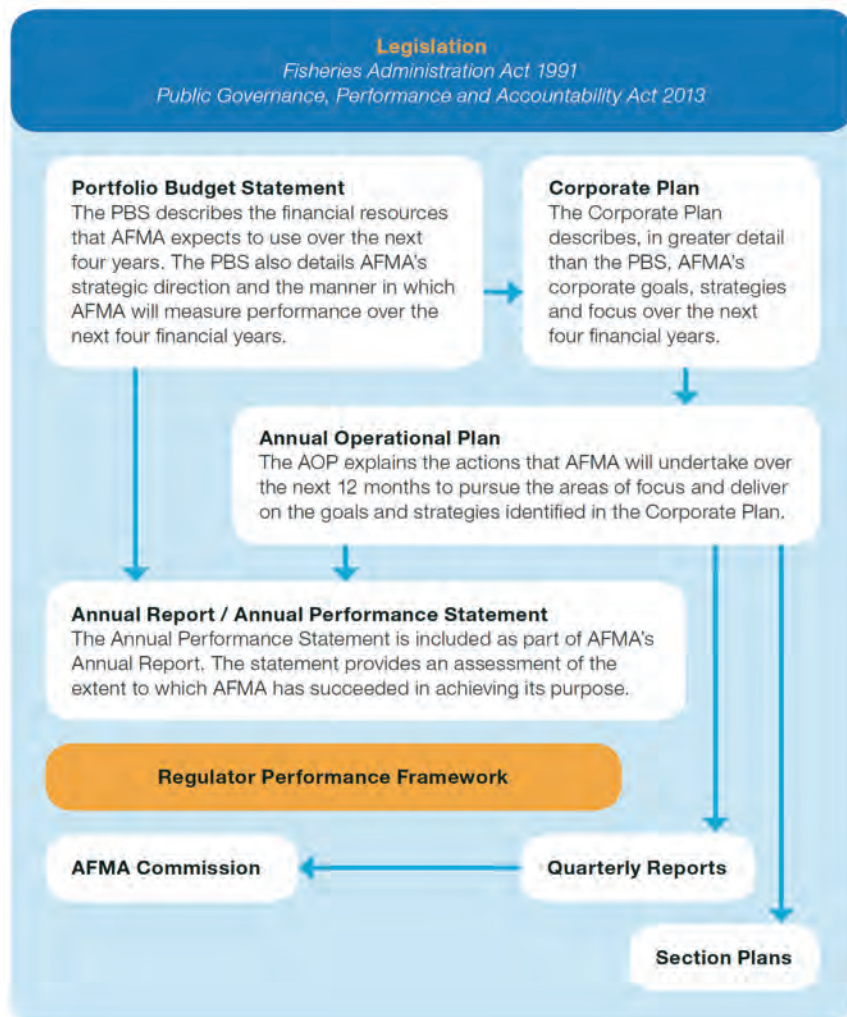
The Audit Office retains an understanding of our business, the environment in which we operate, our objectives and strategies and internal controls. This includes acquiring an understanding of the information systems and related business processes relevant to our financial reporting objectives (including the accounting system) and how we have responded to any related financial reporting risks. Relevant Audit Office performance audits or internal audit activity are considered as part of this process.

Our performance is also subject to review through the Senate Estimates process. Parliament may also review and disallow legislative instruments proposed by AFMA as part of its delegated functions.

In 2019-20, the Commonwealth Ombudsman or the Audit Office did not release any reports that involved AFMA or that had, or might have, a significant impact on AFMA's operations. There were no civil litigation outcomes during 2019-20.

Corporate Planning and Reporting

AFMA's Planning and Reporting Framework is consistent with the obligations under the *Fisheries Administration Act 1991*, whole-of-government requirements under the *Public Governance, Performance and Accountability Act 2013* and *Public Governance, Performance and Accountability Rule 2014*. These obligations together with our own internal documents support effective governance. The key elements are:



Performance monitoring

We prepare three planning documents and a performance reporting document each year. In addition, we undertake an annual self-assessment of our regulatory operations and performance. Monitoring progress and accountability for delivering outputs is a key responsibility for all our staff. Individual performance agreements and reviews of periodic reports by managers, committees, Senior Executives, the Commission and stakeholders all help ensure that we remain on target. Each quarter the AFMA Commission receives a report on progress against the strategic actions contained in the Annual Operational Plan for 2019-20.

Section Plans

Every business unit within AFMA is required to develop section plans. These plans ensure that business activity across the agency is both coordinated and focused on delivering directly to our objectives as outlined in our Annual Operational Plan. These plans form the basis of allocating resources to the various business activities and/or specific projects that directly support the outcomes of the Annual Operational Plan. The section plans also inform

individual staff performance plans against which our staff are assessed throughout the reporting period in accordance with our performance development scheme.

Risk

The AFMA Risk Management Framework incorporates a Risk Management Policy and Risk Management Guidelines that are consistent with the Commonwealth Risk Management Policy and international standards (ISO 31000:2018).

To support the framework, AFMA has developed a statement of Risk Appetite. This internal document was developed to support staff in assessing and monitoring risks. The Risk Appetite Statement articulates AFMA's position with regards to specific risk categories.

The framework is aligned with our corporate goals to ensure all our staff remain focused on achieving those goals while managing the identified risks associated with them. This approach ensures that our staff at all levels of the agency are responsible for participating in risk management processes. It also delivers cost-efficient fisheries management by allowing our managers to make informed decisions and assign resources effectively.

Oversight of risk management activities is provided by the AFMA Audit and Risk Committee who provide independent external advice to the AFMA CEO and the Risk Management Committee which is comprised of representatives from across AFMA. AFMA supports staff to manage risk by providing tools and advice on risk management practices.

We maintain operational, enterprise and strategic risk monitoring and reporting processes in accordance with our Risk Management Policy and Risk Management Guidelines.

AFMA's Risk Management Framework assists in the identification, management and escalation of operational risks and a consolidated view of entity risks at the Enterprise and Strategic levels.

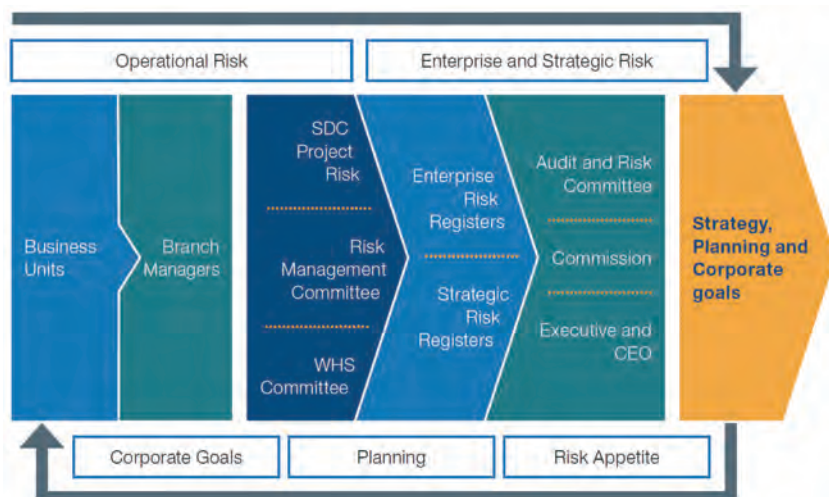
Our Risk Management Framework incorporates reporting, assessment and business process; aligned with both the Commonwealth Risk Management Policy and relevant standards.

During 2019, a body of work was undertaken to review and update AFMA's Risk Management Framework to align with ISO 31000 (2018). This work included review and update of Operational and Strategic Risk Registers and convening the Risk Management Committee.

Key organisational risks are detailed in the Enterprise and Strategic Risk registers, and include staff safety and well-being, cybersecurity as well as strategic risks in relation to fisheries management and compliance.

In 2020, AFMA has maintained a strong focus on managing the impact of COVID-19 on our business operations, strategic planning and organisational risk profile. The safety and well-being of staff is a priority and AFMA will continue to monitor these risks and the implications for our staff, business operations and stakeholders in 2020-21.

AFMA's risk management process is illustrated below:



Business Continuity

AFMA's Business Continuity Plan is a living document and requires updating after each walkthrough, bench or live exercise to incorporate the results of these activities. The Plan provides guidance to AFMA Management in establishing alternative arrangements and enables the priority allocation of resources to critical business processes to ensure that we are able to continue to function effectively during and following a significant disruption.

The Plan includes emergency contacts, cyclone response procedures for our Darwin and Thursday Island offices and information and communications technology disaster recovery protocols. The Business Continuity Plan includes procedures for all phases of recovery as defined in the Business Continuity Strategy document. This plan is separate from AFMA ICT Disaster Recovery Plan, which focuses on the recovery of our technology facilities and platforms, such as critical applications, databases, servers or other required technology infrastructure. The Business Continuity Plan is tested, reviewed and updated annually, and monitored by the AFMA Audit and Risk Committee.

The Business Continuity Plan (supplemented by our Pandemic Response Plan) was implemented on several occasions in 2019-20 in response to a cyclone alert in (Darwin), bushfire impacting our staff in the Canberra and Lakes Entrance office and the COVID-19 pandemic impacting or service delivery across all of our offices.

Fraud Control

The AFMA Fraud Control Framework addresses internal fraud perpetrated within AFMA. The AFMA Fraud Policy applies to all our staff (and contractors) and outlines our zero tolerance policy. We have in place appropriate fraud prevention, detection, investigation and reporting procedures that meet the specific needs of the organisation. These mechanisms and procedures are regularly tested to ensure that they remain relevant and fit for purpose for AFMA.

Both the revised Fraud Policy and Fraud Control Plan meet AFMA's requirements under section 10 of the *Public Governance, Performance and Accountability Rule 2014*. To support the system of internal control, AFMA recognises the importance of being vigilant in relation to fraud risk and communicate expectations of fraud awareness and prevention to all our staff.

The Fraud Policy does not apply to fraud committed by parties external to AFMA, such as domestic or foreign fishers operating in the AFZ. The investigation of such fraud is undertaken by investigating officials within our Fisheries Operations Branch, or in some cases the Australian Federal Police. Please refer to Part 2, Section 3 on page 20 for further information.

Project Management Framework

AFMA's Strategic Delivery Framework supports the planning and delivery of key projects across the organisation. The framework has been developed to support improved governance and oversight of all key projects required to be delivered to meet AFMA's Annual Operational and/or Corporate Plans. The framework provides increased accuracy in allocating, resourcing and managing project deliverables.

The Strategic Delivery Committee, made up of AFMA's Executive, oversees the delivery of relevant key project work. Major projects reviewed by the Strategic Delivery Committee in 2019-20 included development and implementation of the AFMA ICT Strategic Plan.

The Strategic Delivery Framework provides defined project management processes, coordination and systematic reporting. For further information on the Strategic Delivery Committee see Appendix 1.

Data and Information Management

During 2019-20 the Technology and Digital Services (TDS) team finalised the outcomes of the ICT Strategy surrounding four key programs including,

- **Reliable Business Systems** – reducing the work required to maintain and support old applications and infrastructure, and better utilise TDS resources.
- **Mobility and Flexibility** – enabling our staff to be mobile, enabling them to work more collaboratively across our various offices and remotely in the field, both nationally and internationally.
- **Improved Business Engagement** – supporting our business areas through an effective service delivery model that meets operating needs.
- **Data and Client Services** – harnessing the value of data and analytics by implementing a modern architecture and leveraging innovative technology, in the pursuit of enhanced service delivery for us and our clients.

The delivery of the ICT Strategy initiatives have been instrumental during COVID-19, providing AFMA staff with modern and robust technology to work remotely with confidence, security and convenience.

The TDS team continued to review and enhance our cyber security posture in this ever changing environment and partnered with the Australian Cyber Security Centre in mitigating various cyber threats. Through this continued effort AFMA is confident in the safeguards we have applied in protecting our key assets.

Finalising these key technology outcomes provided the team with the opportunity to continue in the delivery of our data initiatives, and in particular, the continued delivery of the e-Fish project which was completed in June 2020, and subsequently continuing an internal project to digitise the capture of key external data, such as logbook and catch disposal records.

Extending on the success of a pilot, the Agency Data Capture project saw the development of a suite of Application Programming Interfaces (APIs) to effectively capture and share key data externally and into the AFMA IT architecture. The project also demonstrated how this platform can be used for enterprise wide data purposes, and successfully integrated with the vessel monitoring provider *Trackwell* and the Department of Home Affairs – further proving the simplicity on how this modern technology will allow AFMA to continue future data

partnerships. Further information on the Agency Data Capture project is detailed in the Feature Story on page 33.

With AFMA well placed to pursue its data exchange initiatives with an advanced technological data sharing platform the team commenced activities to deliver an AFMA Data Strategy to ensure we strategically consider how to leverage the power of the ADC platform. In April 2020 AFMA engaged a consultant to commence the Data Strategy initiative which is being developed in 2 phases. The first phase being a “discovery” phase which will document what benefit a Data Strategy will bring to AFMA, what a tailored strategy will encompass, and finally how the strategy can be utilised and won't be limited in its shelf life. Following the sign off from these milestones, phase 2 will then proceed to strategy development. This approach is being utilised to ensure AFMA gets the best value out of a data strategy artefact which sets a solid direction with tangible and accountable roadmap initiatives for AFMA to deliver in our pursuit to harness the power of our data.

Audit and Risk Committee

AFMA's Audit and Risk Committee provides independent assurance and advice to the CEO on AFMA's financial reporting, performance monitoring, systems of risk oversight and management and systems of internal control. The Committee's role in reviewing AFMA's treatment of strategic risks is also directly relevant to the work of the AFMA Commission. For further information on the Audit and Risk Committee see Appendix 1.

Compliance with Finance Law

In accordance with paragraph 19(1)(e) of the *Public Governance, Performance and Accountability Act 2013*, AFMA must include a statement in the annual report on any significant issues reported to the responsible minister that relate to non-compliance with the finance law in relation to the entity. If such a statement has been included in the annual report, the *Public Governance, Performance and Accountability Rule 2014* also requires the annual report to include an outline of the actions taken to remedy the non-compliance.

AFMA's review of compliance for 2019-20 with finance law (the *Public Governance, Performance and Accountability Act 2013* and associated rules and instruments) indicates that there are no significant matters that warrant reporting to the minister.

Purchasing

During 2019-20 AFMA maintained a strong push on improved performance with respect to our responsibilities under the Commonwealth Procurement Rules. Our staff are kept well informed of any changes in procurement rules through our internal communication such as intranet news stories, revised templates and targeted training sessions.

Our approach to procurement and contract management is based on a self-service model enabling our staff at all levels within the organisation to undertake procurement and contract management activities within a clearly defined framework.

The relevant policies, procedures, tools and process maps are all easily accessible on our intranet for our staff to utilise. Importantly, training in procurement and contract management was delivered to all Executive Level staff across the organisation. To further support procurement and contract management capabilities within AFMA, a Community of Practice has been fostered so that experience can be shared with all our staff across the agency.

Contracts

Australian National Audit Office Access clauses

All contracts valued at \$100 000 or more (GST inclusive) let during the year provided for the Auditor-General to have access to the contractor's premises.

Exempt Contracts

The CEO did not exempt any contracts let during 2019-20 from being published on [AusTender](#) on the basis that publication would disclose exempt matters under the *Freedom of Information Act 1982*.

Advertising Campaigns

AFMA did not conduct any advertising campaigns during the year.

Discretionary Grants

AFMA did not administer any grants during the year.

AFMA's environmental footprint

Consistent with our legislative objectives, AFMA promotes a clean and green operating environment when conducting its business operations to minimise our impact on the environment. To achieve this we are continually reviewing our operational activities to look for opportunities to minimise waste and limit the impact of our environmental footprint.

Demonstrating this commitment, in selecting our new Canberra office in 2018, we chose a building engineered to include significant measures to enhance its environmental performance. The building uses tri-generation technology, black water recycling, rain water collection and solar powered hot water as well as being modelled to exceed a 4.5 star NABERS energy rating when fully occupied. The Canberra Office is certified as a 5 Star Green Star building and registered with the Green Building Council of Australia. Our Darwin office also has a 5.5 star National Australian Built Environment Rating System energy rating and a five Star Green star rating.

In addition all our offices include zoned air-conditioning and lighting and automatic light dimming in response to daylight sensors. Additionally, intermittently used rooms and spaces are motion sensor activated to reduce energy consumption. AFMA also participates in Earth Hour annually.

We currently purchase approximately 25 per cent of green electricity for our Canberra office as part of the Commonwealth energy contract, and our Thursday Island office utilises a mixture of wind and diesel power. We continue to review and implement regular energy improvements across our Canberra, Darwin, Lakes Entrance and Thursday Island sites. This has included purchasing more energy efficient equipment when required.

AFMA currently uses 100 per cent recycled paper in printers and copiers at all AFMA sites. In addition we make use of portable technology for staff to access documents via portable devices such as iPads and laptop computers to further reduce the reliance on paper documents, in line with the Commonwealth's *Digital 2020 Policy*. AFMA has issued mobile devices to all staff in the form of new laptop computers and associated Standard Operating Environments in line with AFMA's ICT Strategic Plan that supports and enhances our organisational capability and functionality as well as improves flexible working arrangements for our staff.

Nationwide AFMA leases four motor vehicles. We have changed our internal policy allowing staff to use our energy efficient vehicles on more extended trips. As these leases fall due for

renewal we will look for more energy efficient vehicles including the utilisation of *Vehicle Telematics*, a comprehensive reporting suite that captures daily activity, mileage, odometer and unauthorised vehicle use.

Our continued commitment to reducing our impact on the environment also extends to reducing our staff's general office waste through implementing a composting and commingled recycling system in place for our Canberra office.

People Management

Employment Profile

As at 30 June 2020, AFMA employed 152 employees (based on head count): 135 were ongoing and 17 were non-ongoing employees. These numbers do not include three employees on long-term leave.

The agency had 103 employees located in Canberra, 18 employees located in Darwin, eight employees in Thursday Island and six in Lakes Entrance. A further 17 staff were engaged as casual field observers who undertake duties on Commonwealth commercial fishing vessels, located around Australia.

AFMA's employment profile has not significantly changed from 2018-19. The proportion of part-time employees (excluding casual observers) has decreased slightly to 8 per cent in 2019-20 compared to 9.3 per cent in 2018-19.

The proportion of females has increased to 44.7 per cent from 40.9 per cent in the previous financial year. The percentage of women at EL1-EL2 levels for 2019-20 has increased to 43.2 per cent from 37.0 per cent in the previous year.

There has been a slight decrease in the number of employees from non-English speaking backgrounds with five employees in 2019-20, down from six in 2018-19.

As a comparison with the 2018-19 financial year, the number of employees who have at least one parent from a non-English speaking background has remained at 25 with the number of employees identifying as being Aboriginal or Torres Strait Islander decreasing slightly from eight to seven. In addition, employees who identified themselves as having a disability increased slightly to three in 2019-20, up from one in 2018-19.

Tables 3 – 6 on pages 80-82 outline workforce statistics by employment status, location, gender, diversity, disability and Aboriginal and Torres Strait Islander identity. It also sets out salary range and employment arrangements.

COVID-19

AFMA acted promptly to ensure our employees were informed and supported as a result of the COVID-19 pandemic and its many impacts. This work included:

- establishing a Pandemic Incident Management Team
- undertaking virtual WHS assessments for all home workstations and working closely with employees to ensure modifications were made to create a safe workstation
- creating key documents relating to procedures for suspected and confirmed cases of COVID-19, home based work during a pandemic and leave arrangements during COVID-19
- establishing a dedicated COVID-19 intranet portal to ensure clear communication to staff
- regular messaging via the intranet – including promotion of the Employee Assistance Program service

- establishing a social channel *Campfire* on the intranet to support staff during isolation
- establishing an online learning and development catalogue to assist staff in continuing their training and professional development.

Staff Engagement

In June 2019, 75 per cent of AFMA's employees completed the government wide Australian Public Service Employee Census. The results indicated that employees were less satisfied and generally less positive towards AFMA as a workplace of choice than previous year's results. The results came from a year of significant change across the organisation including departure of two long term senior executives, new functions in Torres Strait fisheries, new office environment and physical restructure of the workspace to be activity based working arrangements, changes to access and manage classified information and a move to digital records.

While the results were generally down from previous years, there were some positive and improved results in the mix, such as employee commitment to innovation and indicators that staff have good relationships with their immediate supervisors.

These discussions and opportunities for staff input have identified a wide-ranging body of remedial action that is being progressed on an opportunistic basis, and help to instil a shared responsibility for resolution. Some specific actions already undertaken include:

- addressing a number of specific physical sources of dissatisfaction with the new office in Canberra
- improved attention to cultural sensitivity and diversity
- ongoing reviews of corporate policies, particularly in relation to staff wellbeing, health and safety
- dedicated effort to more open communication from the Executive on census issues and more generally on issues important to the agency
- promotion of social activities within and outside of the workplace
- greater efforts to document corporate decision making to ensure consistency across branches, teams and individuals
- working with managers throughout the organisation so that they are equipped with the skills required to ensure that they provide adequate focus to their corporate responsibilities as well as their technical duties.

Terms and Conditions of Employment

AFMA's Enterprise Agreement 2016

AFMA's Enterprise Agreement 2016 contains employment terms and conditions for all employees (excluding Senior Executive Service Officers). A Section 24(1) Determination was made on 2 April 2019 which provides details of increases to existing salaries and allowance effective on 23 June 2019, 23 June 2020 and 23 June 2021.

Due to the impact of COVID-19, the government made the decision that all Australia Public Service scheduled pay increases would be paused for a period of six months from the date the next percentage increase was due to take effect. As a result the 2% pay increase of 23 June 2020 for AFMA staff will be made on 23 December 2020, subject to further direction from the Australia Public Service Commission.

Individual Flexibility Agreements

AFMA's Enterprise Agreement 2016 provides for the CEO and an employee covered by the agreement, to enter into an individual flexibility agreement. The terms of employment that

may be varied under the Enterprise Agreement include (but are not limited to) hours of work, overtime rates, penalty rates, allowances, remuneration and leave.

AFMA entered into 29 individual flexibility agreements for 27 employees during 2019-20 as outlined in the table below and of these, two employees entered into multiple agreements therefore the number of agreements is higher than the number of employees.

Table 2: Individual Flexibility Agreements as at 30 June 2020

Classification	Number
APS 1	0
APS 2	1
APS 3	0
APS 4	2
APS 5	3
APS 6	10
EL1	8
EL2	5

Standards of Behaviour

Ethical Standards

All AFMA staff are required to comply with the APS Values and Code of Conduct as set out in the *Public Service Act 1999*. AFMA employees are expected to maintain the highest standards of business and personal ethics. The agency has in place compulsory annual training, staff policies and guidelines to help staff to understand their obligations and support good workplace behaviour. The annual on-line training during 2019-20 included APS Values and Principles, Bullying and Harassment, Work Health and Safety and Fraud Awareness.

Performance Management

The work that all AFMA employees do is crucial to the achievement of the agency's goals. AFMA's performance management scheme is a collaborative, ongoing process between a manager and their employee/s and that all employees are required to participate in.

The performance cycle ensures that:

- our staff know what is expected of them
- individuals and AFMA goals are aligned
- our staff receive ongoing feedback and improvement advice
- our staff identify, plan and deliver on areas for individual learning, capability and career development.

The aim of our performance management scheme is to ensure all of our staff have the right tools and processes to help meet key deliverables. The scheme is also an important tool to ensure that underperformance is identified early so it can be addressed quickly and effectively.

Rewards and Recognition

AFMA recognises that building a culture that values its employees and recognises performance is critical to retaining the best people. The annual AFMA Achievement Awards recognise individual and team achievements throughout the year. Nominations are sought from employees and the recipients agreed by the AFMA Executive team. The 2019 awards were presented in December by the AFMA CEO:

- **Tamre Sarhan:** Individual Achievement Award in recognition of his strong leadership, vision, team spirit and personal drive as the Observer Program Coordinator
- **The Majura Park Relocation Project Team:** Team Achievement Award for their dedication and commitment in ensuring the relocation to Majura Park was successfully completed within scope, on time and within budget
- **Alison Hayes:** Good Citizenship Award for exemplifying corporate citizenship within AFMA
- **Daniel Corrie:** Collaborating and Mentoring Award in recognition of his professionalism and willingness to collaborate with staff across AFMA
- **Andrew Trappett:** Innovation Award for his innovation in the way AFMA engages with government agencies, the commercial fishing industry and small island communities across the Torres Strait
- **Nikos Manikas:** Unsung Hero Award in recognition for his enthusiasm and willingness to help others with IT issues
- **Selvy Coundjidapadam:** Unsung Hero Award in recognition of her commitment to assisting AFMA employees and external stakeholders with data collection and interpretation

At the ceremony, AFMA also provided ten-year service pins to six employees. One employee received a twenty-year service plaque.

Professional Development

AFMA continued to invest in the ongoing professional development of its employees in order to build a high performance organisation. AFMA's 2019-20 Corporate Training Plan clearly articulated the approach to learning and development. The plan identified a number of development priorities through capability plans submitted by employees, input from our Executive group and results from the 2019 APS Employee Census. The planning approach ensures AFMA has a workforce with the skills and capabilities required now and for the future.

We also continued to implement core skill development programs focused on building manager capability, leadership, communication and career development. Training was offered via online, face-to-face, self-paced learning and videoconferencing. In 2019-20, AFMA conducted a number of in-house courses that covered a range of key areas including digital recordkeeping, risk management, Microsoft teams audio and video calling, procurement and contract management.

In 2019-20, there was a slight decrease in uptake of the agencies studies assistance program. Seven employees received studies assistance, which provides paid study leave and financial assistance to undertake tertiary education in subject areas such as marine and Antarctic science, communications, environmental, information and communications technology, economics, maritime studies and international security.

In 2019-20 AFMA sponsored four staff members to participate in professional development programs, including the 2019 Future Leaders Program, Professional Foundations Program and the Australian Institute Health and Wealth EL2 leadership program. In addition one staff member completed the National Seafood Industry Leadership Program.

Employment Programs

Graduate Development Program

AFMA partnered with the Department of Agriculture, Water and the Environment in the recruitment and delivery of the annual Graduate Development Program. The program

includes a combination of on-the-job-training, mentoring, an industry visit and a formal training program. We engaged two graduates each in 2019 and 2020 intakes. As part of the program, each graduate is required to complete three rotations with the first and third rotation completed in AFMA and the second rotation undertaken at the Department of Agriculture, Water and the Environment. We also hosted two graduates from the Department of Agriculture, Water and the Environment during the second rotation.

In October 2019, the graduates undertook an industry visit to Lakes Entrance and Hobart that focused on scoping the capacity for industry participation in Commonwealth fisheries management adaption under a changing climate. The industry visit provided graduates with valuable on the job learning experiences including an opportunity to meet with our stakeholders.

Diversity and Inclusion

AFMA is committed to fostering a diverse workplace free from discrimination and harassment, an environment that recognises and values the individual differences of employees, and fosters the contributions of people with different backgrounds, experiences and perspectives.

The commitment extends to attracting and recruiting people from diverse backgrounds and wherever possible, participation in whole of APS Programs.

In 2019-20 AFMA supported several initiatives to improve the Agency's diversity outcomes, including:

- various events to raise awareness of diversity, such as NAIDOC week, Harmony Day, Mental Health week, Wear it Purple Day, International Women's Day and International Day of People with Disability
- staff were also able to participate in a range of diversity staff networks hosted by Department of Agriculture, Water and the Environment
- the promotion of flexible working as part of normal business through the Working at AFMA Policy.

Workforce Statistics

Table 3: Ongoing employees employed by location, gender and employment status as at 30 June 2020

Level	Location	Female		Male		Total employees at level
		Part time	Full time	Part time	Full time	
APS 1-2	Canberra	0	1	0	0	1
APS 3-4	Canberra	3	10	0	4	17
	Darwin	0	2	0	2	4
	Lakes Entrance	0	0	0	1	1
	Thursday Island	0	2	0	0	2
APS 5-6	Canberra	6	16	0	22	44
	Darwin	0	3	0	7	10
	Lakes Entrance	0	3	0	1	4
	Thursday Island	0	2	0	2	4
EL1	Canberra	2	11	0	14	27

	Darwin	0	1	0	1	2
	Lakes Entrance	0	0	0	1	1
	Thursday Island	0	0	0	1	1
EL2	Canberra	1	3	0	7	11
	Darwin	0	0	0	1	1
	Thursday Island	0	1	0	0	1
SES	Canberra	0	1	0	2	3
	Darwin	0	0	0	1	1
Total		12	56	0	67	135

This table excludes three employees who were on long-term leave as at 30 June 2020. These figures relate to the nominal occupants of the position and not employees who may be acting at a higher classification as at 30 June 2020. This SES figure also includes AFMA's CEO.

Table 4: Non-ongoing employees employed by location, gender and employment status as at 30 June 2020

Level	Location	Women		Men		Total employees at level
		Part time	Full time	Part time	Full time	
APS 1-2	Noosaville, QLD	0	0	1	0	1
	Millner, NT	0	0	1	0	1
	Woolner, NT	0	0	1	0	1
	Cudgera Creek, NSW	0	0	1	0	1
	Orange, NSW	0	0	1	0	1
	Sellicks Beach, SA	0	0	1	0	1
	Port Lincoln, SA	0	0	2	0	2
	St Agnes, SA	0	0	1	0	1
	Fitzroy North, VIC	0	0	1	0	1
	Lakes Entrance	0	0	1	0	1
APS 3-4	Curtin, ACT	0	0	1	0	1
	Jimboomba, QLD	0	0	1	0	1
	Ashmore, QLD	0	0	1		1
	Minyama, QLD	0	0	1	0	1
	Forster, NSW	0	0	1	0	1
APS 5-6	Sarsfield, VIC	0	0	1	0	1
	ACT	0	0	0	0	0
Total		0	0	17	0	17

These figures include 17 observers who are engaged as APS 2/3 casual employees and are reported in the Canberra 'part time' figures.

Table 5: Diversity profile of AFMA employees as at 30 June 2020

Level	NESB 1	NESB 2	People with disability	Aboriginal and Torres Strait Islander	Women	Men	Total employees at level
APS 2-4	0	5	2	4	18	26	44
APS 5-6	5	11	1	2	30	30	60
EL1	0	5	0	1	14	17	31
EL2	0	2	0	0	5	8	13
SES	0	2	0	0	1	3	4
Total	5	25	3	7	68	84	152

NESB1: Persons from a non-English speaking background who were born overseas.

NESB2: Persons whose parent/s is/are from a non-English speaking background.

Total SES includes AFMA CEO

Information (except gender data sourced from AFMA's HR management system) has been sourced from a diversity report where individuals volunteer to provide diversity information to the Agency.

Table 6: Salary ranges by non-Senior Executive classification level as at 30 June 2020

Classification	Minimum (\$)	Maximum (\$)
APS 1	\$44 718	\$52 258
APS 2	\$56 026	\$59 799
APS 3	\$61 326	\$66 650
APS 4	\$69 310	\$74 103
APS 5	\$76 385	\$80 902
APS 6	\$85 417	\$94 456
EL1	\$105 075	\$116 785
EL2	\$123 275	\$143 720

AFMA does not provide performance bonuses.

PART 5 FINANCIAL PERFORMANCE REPORTS AND STATEMENTS

Financial Performance

Levy Relief Package

To assist Commonwealth fisheries the Levy Relief Package provided under the *Assistance for Severely Affected Regions (Special Appropriation) (Coronavirus Economic Response Package) Bill 2020*, made around \$10.3 million available to AFMA in order to waive any further levies for all Commonwealth fisheries for the remainder of the 2019-20 year.

The package provided relief for Commonwealth concession holders from payment of:

- April and May instalments prescribed under the *Fishing Levy Amendment (2019-20 Levy Amounts) Regulations 2019 (Fishing Levy)*
- April instalment prescribed under the *Fisheries Levy (Torres Strait Prawn Fishery) Amendment (Levy Amount) Regulations 2019 (TSPF Levy)*.

The legislative implementation of the package involved seeking approval from the Finance Minister to:

- the waiver of levy instalment amounts outstanding pursuant to section 63 of the PGPA Act totalling some \$7.9 million
- act of grace payments on behalf of the Commonwealth pursuant to section 65 of the PGPA Act for levy amounts already received for relevant levy instalments totalling some \$2.5 million.

Approvals under the PGPA Act s63 and s65 were received from the Assistant Minister for Finance, Charities and Electoral Matters on 8 May 2020.

AFMA worked with its Commonwealth concession holders to ensure the timely refund of levy instalment amounts already paid, some \$2.5 million. Commonwealth concession holders were asked to complete a 'reimbursement of levy form' detailing all necessary information to ensure that refund requests could be verified for accurate and fast payment into their nominated bank accounts. The first payment batch of 'refunds', totalling some \$2.1 million was processed on 15 May 2020 with remaining refunds processed regularly as verified. Reimbursement of levy Instalment forms were provided. All Commonwealth concession holders were refunded before 30 June 2020. All debt waivers, totalling some \$7.9 million were processed in May 2020.

The COVID-19 pandemic impacted a number of AFMA's activities from March 2020 onwards. The key flow-on financial impacts included: lower employee benefits expenditure as limited recruitment was undertaken and lower travel expenditure due to restrictions on domestic and international travel.

Results

AFMA reported a surplus attributable to the Australian Government of \$2.4 million for the 2019-20 financial year compared with a budgeted loss of \$1.6 million, or \$4.0 million less than budget. Key drivers of this result are provided below.

Employee benefits costs were \$2.2 million lower due to significantly lower Average Staffing Levels (ASL) for the year (150.9 ASL compared to a budget of 177.0 ASL). Due to the impacts of COVID-19, there was limited recruitment undertaken from March 2020 onwards as the organisation adapted to more remote working arrangements and limited field operations, further exacerbating below-budget staffing levels.

Suppliers were \$0.3 million lower mainly due to:

- lower travel and staff-related costs
- lower expenditure on printing and publications with the move to paperless operations
- offset somewhat by higher expenditure on contractors and consultancies relating primarily to priority information technology and governance projects, along with higher vessel monitoring system costs provided to state and territory governments.

Resources received free of charge were \$1.5 million higher than budget due to the transfer of the Pearls Building and land on Thursday Island.

Australian National Audit Office report



INDEPENDENT AUDITOR'S REPORT

To the Assistant Minister for Forestry and Fisheries

Opinion

In my opinion, the financial statements of the Australian Fisheries Management Authority for the year ended 30 June 2020:

- (a) comply with Australian Accounting Standards – Reduced Disclosure Requirements and the *Public Governance, Performance and Accountability (Financial Reporting) Rule 2015*; and
- (b) present fairly the financial position of the Australian Fisheries Management Authority as at 30 June 2020 and its financial performance and cash flows for the year then ended.

The financial statements of the Australian Fisheries Management Authority, which I have audited, comprise the following statements as at 30 June 2020 and for the year then ended:

- Statement by the Chief Executive Officer and the Chief Finance Officer;
- Statement of Comprehensive Income;
- Statement of Financial Position;
- Statement of Changes in Equity;
- Cash Flow Statement;
- Administered Schedule of Comprehensive Income;
- Administered Schedule of Assets and Liabilities;
- Administered Reconciliation Schedule;
- Administered Cash Flow Statement; and
- Notes to the financial statements, comprising a summary of significant accounting policies and other explanatory information.

Basis for Opinion

I conducted my audit in accordance with the Australian National Audit Office Auditing Standards, which incorporate the Australian Auditing Standards. My responsibilities under those standards are further described in the *Auditor's Responsibilities for the Audit of the Financial Statements* section of my report. I am independent of the Australian Fisheries Management Authority in accordance with the relevant ethical requirements for financial statement audits conducted by the Auditor-General and his delegates. These include the relevant independence requirements of the Accounting Professional and Ethical Standards Board's APES 110 *Code of Ethics for Professional Accountants (including Independence Standards)* (the Code) to the extent that they are not in conflict with the *Auditor-General Act 1997*. I have also fulfilled my other responsibilities in accordance with the Code. I believe that the audit evidence I have obtained is sufficient and appropriate to provide a basis for my opinion.

Accountable Authority's Responsibility for the Financial Statements

As the Accountable Authority of the Australian Fisheries Management Authority, the Chief Executive Officer is responsible under the *Public Governance, Performance and Accountability Act 2013* for the preparation and fair presentation of annual financial statements that comply with Australian Accounting Standards – Reduced Disclosure Requirements and the rules made under that Act. The Chief Executive Officer is also responsible for such internal control as the Chief Executive Officer determines is necessary to enable the preparation and fair presentation of financial statements that are free from material misstatement, whether due to fraud or error.

GPO Box 707 CANBERRA ACT 2601
19 National Circuit BARTON ACT
Phone (02) 6203 7300 Fax (02) 6203 7777

In preparing the financial statements, the Chief Executive Officer is responsible for assessing the Australian Fisheries Management Authority's ability to continue as a going concern, taking into account whether the entity's operations will cease as a result of an administrative restructure or for any other reason. The Chief Executive Officer is also responsible for disclosing, as applicable, matters related to going concern and using the going concern basis of accounting unless the assessment indicates that it is not appropriate.

Auditor's Responsibilities for the Audit of the Financial Statements

My objective is to obtain reasonable assurance about whether the financial statements as a whole are free from material misstatement, whether due to fraud or error, and to issue an auditor's report that includes my opinion. Reasonable assurance is a high level of assurance, but is not a guarantee that an audit conducted in accordance with the Australian National Audit Office Auditing Standards will always detect a material misstatement when it exists. Misstatements can arise from fraud or error and are considered material if, individually or in the aggregate, they could reasonably be expected to influence the economic decisions of users taken on the basis of the financial statements.

As part of an audit in accordance with the Australian National Audit Office Auditing Standards, I exercise professional judgement and maintain professional scepticism throughout the audit. I also:

- identify and assess the risks of material misstatement of the financial statements, whether due to fraud or error, design and perform audit procedures responsive to those risks, and obtain audit evidence that is sufficient and appropriate to provide a basis for my opinion. The risk of not detecting a material misstatement resulting from fraud is higher than for one resulting from error, as fraud may involve collusion, forgery, intentional omissions, misrepresentations, or the override of internal control;
- obtain an understanding of internal control relevant to the audit in order to design audit procedures that are appropriate in the circumstances, but not for the purpose of expressing an opinion on the effectiveness of the entity's internal control;
- evaluate the appropriateness of accounting policies used and the reasonableness of accounting estimates and related disclosures made by the Accountable Authority;
- conclude on the appropriateness of the Accountable Authority's use of the going concern basis of accounting and, based on the audit evidence obtained, whether a material uncertainty exists related to events or conditions that may cast significant doubt on the entity's ability to continue as a going concern. If I conclude that a material uncertainty exists, I am required to draw attention in my auditor's report to the related disclosures in the financial statements or, if such disclosures are inadequate, to modify my opinion. My conclusions are based on the audit evidence obtained up to the date of my auditor's report. However, future events or conditions may cause the entity to cease to continue as a going concern; and
- evaluate the overall presentation, structure and content of the financial statements, including the disclosures, and whether the financial statements represent the underlying transactions and events in a manner that achieves fair presentation.

I communicate with those charged with governance regarding, among other matters, the planned scope and timing of the audit and significant audit findings, including any significant deficiencies in internal control that I identify during my audit.

Australian National Audit Office



Mark Vial
Senior Director

Delegate of the Auditor-General

Canberra

7 September 2020

Financial Statements for year ending 30 June 2020

NOTES TO AND FORMING PART OF THE FINANCIAL STATEMENTS

Certification

Primary financial statements

Statement of Comprehensive Income
 Statement of Financial Position
 Statement of Changes in Equity
 Cash Flow Statement
 Administered Schedule of Comprehensive Income
 Administered Schedule of Assets and Liabilities
 Administered Reconciliation Schedule
 Administered Cash Flow Statement

Overview

Notes to the financial statements:

1. Financial performance

1.1: Expenses
 1.2: Own Source Revenue
 1.3: Revenue from Government
 Accounting policies – financial performance

2. Departmental Financial position

2.1: Financial assets
 2.2: Non-financial assets
 2.3: Payables
 2.4: Leases
 2.5: Other Provisions
 Accounting policies – financial position

3. Assets and liabilities administered on behalf of the Government

3.1: Administered – financial assets
 3.2: Administered – liabilities

4. Funding

4.1: Appropriations
 4.2: Special accounts
 4.3: Regulatory charging summary
 4.4: Net cash appropriation arrangements

5. People and relationships

5.1: Employees
 Accounting policies – people and relationships
 5.2: Key management personnel remuneration
 5.3: Related party disclosures

6. Managing uncertainty

6.1: Contingent liabilities and contingent assets
 6.2: Financial instruments
 Accounting policies – financial instruments

7. Other Information

7.1: Aggregate Assets and Liabilities
 7.2: Assets held in Trust

Statement by the Chief Executive Officer and the Chief Finance Officer

In our opinion, the attached financial statements for the year ended 30 June 2020 comply with subsection 42(2) of the *Public Governance, Performance and Accountability Act 2013* (PGPA Act), and are based on properly maintained financial records as per subsections 41(2) of the PGPA Act.

In our opinion, at the date of this statement, there are reasonable grounds to believe that AFMA will be able to pay its debts as and when they fall due.



Wez Norris
Chief Executive Officer
7 September 2020



Robert Gehrig
Chief Finance Officer
7 September 2020

Australian Fisheries Management Authority
STATEMENT OF COMPREHENSIVE INCOME
for the period ended 30 June 2020

	Notes	2020 \$'000	2019 \$'000	2020 Original Budget \$'000
NET COST OF SERVICES				
Expenses				
Employee benefits	1.1A	19,442	20,864	21,617
Suppliers	1.1B	14,914	18,523	15,166
Depreciation and amortisation	2.2A	2,126	1,118	1,573
Finance costs	1.1C	110	21	-
Write-down and impairment of other assets	1.1D	10	30	-
Impairment allowance on financial assets	1.1E	7,932	11	-
Act of grace payments		2,529	-	-
Foreign exchange losses		12	-	-
Total expenses		47,075	40,567	38,356
Own-Source Income				
Own-source revenue				
Sale of goods and rendering of services	1.2A	2,990	3,027	2,193
Rental income	1.2B	158	321	135
Interest	1.2C	8	14	-
Levies and licence fees	1.2D	14,602	13,888	14,520
Total own-source revenue		17,758	17,250	16,848
Gains				
Resources received free of charge		1,490	43	45
Total gains		1,490	43	45
Total own-source income		19,248	17,293	16,893
Net (cost of) services		(27,827)	(23,274)	(21,463)
Revenue from Government	1.3A	30,224	19,908	19,890
Surplus / (deficit) attributable to the Australian Government		2,397	(3,366)	(1,573)
OTHER COMPREHENSIVE INCOME				
Items not subject to subsequent reclassification to net cost of services				
Changes in asset revaluation surplus		(192)	(37)	-
Total other comprehensive (loss)		(192)	(37)	-
Total Comprehensive income / (loss)		2,205	(3,403)	(1,573)

The above statement should be read in conjunction with the accompanying notes.

Budget Variances Commentary

Appropriation revenues were higher than budgeted by \$10.3 million, write-off of debts were \$7.9 million higher than budgeted and act of grace payments were \$2.5 million higher than budgeted due to the Australian Government's industry assistance package to fishers in response to the Covid-19 pandemic.

Employee expenses were lower than budgeted by \$2.2 million due to lower average staffing levels throughout 2019-20.

Resources received free of charge were higher than budgeted by \$1.5 million due to Department of Finance transferring land and buildings on Thursday Island to AFMA in 2019-20 for no consideration.

Own-source revenues were higher than budgeted by \$0.9 million primarily due to higher services income for Vessel Monitoring Systems for States & Territory Governments and higher observer fee for service income.

Depreciation and amortisation was \$0.6 million higher than budgeted primarily due to the amortisation of Right of Use lease assets of \$1.1 million due to the transition to AASB 16 Leases. The budget estimates were updated to reflect this standard in subsequent budget rounds.

Australian Fisheries Management Authority
STATEMENT OF FINANCIAL POSITION
 as at 30 June 2020

	Notes	2020 \$'000	2019 \$'000	2020 Original Budget \$'000
ASSETS				
Financial Assets				
Cash and cash equivalents	2.1A	10,606	8,959	7,879
Trade and other receivables	2.1B	1,269	1,324	1,418
Total financial assets		11,875	10,283	9,297
Non-Financial Assets				
Land	2.2A	1,775	975	975
Buildings	2.2A	14,320	5,417	2,700
Plant and equipment	2.2A	1,295	1,802	1,890
Computer software	2.2A	499	435	222
Other non-financial assets	2.2B	539	412	234
Total non-financial assets		18,428	9,041	6,021
Total assets		30,303	19,324	15,318
LIABILITIES				
Payables				
Suppliers	2.3A	2,102	2,551	2,744
Other payables	2.3B	934	3,386	670
Total payables		3,036	5,937	3,414
Interest bearing liabilities				
Leases	2.4A	8,836	-	-
Total interest bearing liabilities		8,836	-	-
Provisions				
Employee provisions	5.1A	5,163	5,442	5,261
Other provisions	2.5A	181	127	-
Total provisions		5,344	5,569	5,261
Total liabilities		17,216	11,506	8,675
Net assets		13,087	7,818	6,643
EQUITY				
Contributed equity		13,263	12,808	13,424
Reserves		3,581	3,773	4,199
(Accumulated deficit)		(3,757)	(8,763)	(10,980)
Total equity		13,087	7,818	6,643

The above statement should be read in conjunction with the accompanying notes.

Budget Variances Commentary

Cash at end of the reporting period was \$2.7 million higher primarily due to lower than anticipated employee expenditure in 2019-20.

Lease related buildings and liabilities were significantly higher than the 2019-20 budget due to the transition to AASB 16 Leases. The budget estimates were updated to reflect this standard in subsequent budget rounds.

Land and buildings were higher than budget by \$0.8 million and \$0.65 million respectively due to Department of Finance transferring land and buildings on Thursday Island to AFMA in 2019-20 for no consideration.

Payables were \$0.4 million lower than the Original Budget primarily due to the transition to AASB 16 Leases.

Australian Fisheries Management Authority
STATEMENT OF CHANGES IN EQUITY
for the period ended 30 June 2020

	2020 \$'000	2019 \$'000	2020 Original Budget \$'000
CONTRIBUTED EQUITY			
Opening balance			
Balance carried forward from previous period	12,808	12,199	12,969
Transactions with owners			
Departmental capital budget	455	609	455
Total transactions with owners	455	609	455
Closing balance as at 30 June	13,263	12,808	13,424
RETAINED EARNINGS			
Opening balance			
Balance carried forward from previous period	(8,763)	(5,789)	(9,407)
Adjustment on initial application of AASB 16	2,609	-	-
Adjusted opening balance	(6,154)	(5,789)	(9,407)
Comprehensive income			
Surplus for the period	2,397	(3,366)	(1,573)
Total comprehensive income	2,397	(3,366)	(1,573)
Transfers between equity components	-	392	-
Closing balance as at 30 June	(3,757)	(8,763)	(10,980)
ASSET REVALUATION RESERVE			
Opening balance			
Balance carried forward from previous period	3,773	4,202	4,199
Adjusted opening balance	3,773	4,202	4,199
Comprehensive income			
Other comprehensive income	(192)	(37)	-
Total comprehensive income	(192)	(37)	-
Transfers between equity components	-	(392)	-
Closing balance as at 30 June	3,581	3,773	4,199
TOTAL EQUITY			
Opening balance			
Balance carried forward from previous period	7,818	10,612	7,761
Adjustment on initial application of AASB 16	2,609	-	-
Adjusted opening balance	10,427	10,612	7,761
Comprehensive income			
Surplus for the period	2,397	(3,366)	(1,573)
Other comprehensive income	(192)	(37)	-
Total comprehensive income	2,205	(3,403)	(1,573)
Transactions with owners			
Departmental capital budget	455	609	455
Total transactions with owners	455	609	455
Closing balance as at 30 June	13,087	7,818	6,643

The above statement should be read in conjunction with the accompanying notes.

Accounting Policy

Equity injections

Amounts appropriated which are designated as 'equity injections' for a year (less any formal reductions) and Departmental Capital Budgets (DCBs) are recognised directly in contributed equity in that year.

Budget Variances Commentary

The closing balance of equity is \$6.4 million higher than the Original Budget. The variance comprises transition impacts associated with AASB 16 of \$2.6 million, \$0.2 million revaluation decrement and \$4.0 million variance in the forecast operating result.

Australian Fisheries Management Authority
CASH FLOW STATEMENT
 for the period ended 30 June 2020

	Notes	2020 \$'000	2019 \$'000	2020 Original Budget \$'000
OPERATING ACTIVITIES				
Cash received				
Appropriations		30,224	20,421	19,890
Sales of goods and rendering of services		3,338	5,656	2,328
Net GST received		1,029	1,876	-
Levies and licence fees		6,886	13,888	14,520
Total cash received		41,477	41,841	36,738
Cash used				
Employees		19,605	20,472	21,617
Suppliers		19,053	21,106	15,121
Interest payments on lease liabilities		108	-	-
Total cash used		38,767	41,578	36,738
Net cash from/(used by) operating activities		2,710	263	-
INVESTING ACTIVITIES				
Cash used				
Purchase of property, plant and equipment		634	6,151	837
Total cash used		634	6,151	837
Net cash from/(used by) investing activities		(634)	(6,151)	(837)
FINANCING ACTIVITIES				
Cash received				
Contributed equity - departmental capital budget		455	609	455
Total cash received		455	609	455
Cash used				
Principal payments of lease liabilities		884	-	-
Total cash used		884	-	-
Net cash from/(used by) financing activities		(429)	609	455
Net increase in cash held		1,647	(5,279)	(382)
Cash and cash equivalents at the beginning of the reporting period		8,959	14,238	8,261
Cash and cash equivalents at the end of the reporting period	2.1A	10,606	8,959	7,879

The above statement should be read in conjunction with the accompanying notes.

Budget Variances Commentary

Operating Activities

Appropriation receipts were \$10.3 million higher than budgeted due to the Australian Government's industry assistance package to assist fishers in response to the Covid-19 pandemic. There was a related decrease in levies and licence fees received of \$7.6m for waivers granted to fishers.

Sales of goods and services and net GST received were \$2.0 million higher than budgeted due to higher vessel monitoring services and observer fee for service income of \$0.8 million, and net GST received of \$1.0 million.

Employee cash payments were lower than budgeted by \$2.0 million due to lower average staffing levels in 2019-20.

Supplier cash used were \$3.9 million higher than estimated primarily due to \$2.5 million Act of Grace payments for Covid-19 relief to fishers and gross up of GST payments of \$1.4 million which was not budgeted for.

Investing Activities

Total cash used were \$0.2 million lower than estimated in the Original Budget primarily as a result of lower than anticipated IT project capital costs.

Financing Activities

Total cash used were \$0.9 million higher than budgeted due to the transition to AASB 16 Leases. The budget estimates were updated to reflect this standard in subsequent budget rounds.

Australian Fisheries Management Authority
ADMINISTERED SCHEDULE OF COMPREHENSIVE INCOME
for the period ended 30 June 2020

	Notes	2020 \$'000	2019 \$'000	2020 Original Budget \$'000
NET COST OF SERVICES				
Expenses				
Suppliers		330	810	5,588
Impairment allowance on financial assets		5	224	-
Total expenses		335	1,034	5,588
Income				
Revenue				
Non-taxation revenue				
Fees and fines		-	21	-
Other revenue		61	15	-
Total non-taxation revenue		61	36	-
Total revenue		61	36	-
Total income		61	36	-
Net cost of services		(274)	(998)	(5,588)
(Deficit)		(274)	(998)	(5,588)
Total Comprehensive loss		(274)	(998)	(5,588)

This schedule should be read in conjunction with the accompanying notes.

Budget Variances Commentary

Expenses

Suppliers expenses were \$5.3 million lower than the Original Budget. Costs for the caretaking and disposal of illegal foreign fishing vessels were lower due to lower vessel apprehensions than budgeted.

Australian Fisheries Management Authority
ADMINISTERED SCHEDULE OF ASSETS AND LIABILITIES
as at 30 June 2020

	Notes	2020 \$'000	2019 \$'000	2020 Original Budget \$'000
ASSETS				
Financial assets				
Trade and other receivables	3.1B	34	433	1,844
Total financial assets		34	433	1,844
Total assets administered on behalf of Government		34	433	1,844
LIABILITIES				
Payables				
Suppliers	3.2A	3	411	57
Total payables		3	411	57
Total liabilities administered on behalf of Government		3	411	57
Net assets		31	22	1,787

This schedule should be read in conjunction with the accompanying notes.

Budget Variances Commentary

Receivables were \$1.8 million lower than budgeted due to lower vessel apprehensions than budgeted.

Australian Fisheries Management Authority
ADMINISTERED RECONCILIATION SCHEDULE
 for the period ended 30 June 2020

	2020	2019
	\$'000	\$'000
Opening assets less liabilities as at 1 July	22	238
Net (cost of)/contribution by services		
Income	61	36
Expenses	(335)	(1,034)
Transfers (to)/from the Australian Government:		
Appropriation transfers from Official Public Account		
Annual appropriations	332	805
Appropriation transfers to Official Public Account		
Transfers to OPA	(49)	(23)
Closing assets less liabilities as at 30 June	31	22

This schedule should be read in conjunction with the accompanying notes.

Australian Fisheries Management Authority
ADMINISTERED CASH FLOW STATEMENT
for the period ended 30 June 2020

	Notes	2020 \$'000	2019 \$'000	2020 Original Budget \$'000
OPERATING ACTIVITIES				
Cash received				
Fees		49	15	-
Fines		-	9	-
Net GST received		107	43	-
Total cash received		156	67	-
Cash used				
Suppliers		808	501	5,588
Total cash used		808	501	5,588
Net cash flows from/(used by) operating activities		(652)	(434)	(5,588)
Cash from Official Public Account				
Appropriations		701	457	5,588
		701	457	5,588
Cash to Official Public Account for:				
Appropriations		(49)	(23)	-
Cash and cash equivalents at the end of the reporting period	3.1A	-	-	-

This schedule should be read in conjunction with the accompanying notes.

Budget Variances Commentary

Cash used by operating activities are \$4.8 million lower than budget as a result of lower supplier expenditure as explained under the Administered Schedule of Comprehensive Income.

Australian Fisheries Management Authority
NOTES TO AND FORMING PART OF THE FINANCIAL STATEMENTS
 for the period ended 30 June 2020

Overview

Objectives of AFMA

The Australian Fisheries Management Authority (AFMA) is an Australian Government controlled entity. It is a not-for-profit entity. The objectives of AFMA are to pursue the implementation of efficient and cost effective fisheries management consistent with the principles of ecologically sustainable development and maximising the net economic returns for the Australian community from the management of Australian fisheries for which the Commonwealth has legislative responsibilities.

AFMA has a single outcome: Ecologically sustainable and economically efficient Commonwealth fisheries, through understanding and monitoring Australia's marine living resources and regulating and monitoring commercial fishing, including domestic licensing and deterrence of illegal foreign fishing. All of the financial information contained in these financial statements were incurred in pursuit of this outcome.

The activities contributing toward this outcome are classified as either departmental or administered. Departmental activities involve the use of assets, liabilities, income and expenses controlled or incurred by AFMA in its own right. Administered activities involve the management or oversight by AFMA, on behalf of the Government, of items controlled or incurred by the Government.

Administered activities for AFMA involve the caretaking and disposal of illegal foreign fishing vessels.

Basis of Preparation of the Financial Statements

The financial statements are general purpose financial statements and are required by section 42 of the *Public Governance, Performance and Accountability Act 2013*.

The Financial Statements have been prepared in accordance with:

- (a) *Public Governance, Performance and Accountability (Financial Reporting) Rule 2015* (FRR); and
- (b) Australian Accounting Standards and Interpretations - Reduced Disclosure Requirements issued by the Australian Accounting Standards Board (AASB) that apply for the reporting period.

The financial statements have been prepared on an accrual basis and in accordance with the historical cost convention, except for certain assets and liabilities at fair value. Except where stated, no allowance is made for the effect of changing prices on the results or the financial position. The financial statements are presented in Australian dollars and values are rounded to the nearest thousand dollars unless otherwise specified.

The continued existence of AFMA in its present form and with its present programs is dependent on Government policy and on continuing appropriations by Parliament for AFMA's administration and programs. Based on the key assumptions of continued appropriation funding from Government as the primary funding source of AFMA, management expects to continue operations as a going concern for the foreseeable future.

Cost recovery

Each financial year AFMA, in accordance with the Australian Government Cost Recovery Guidelines, prepares a cost recovery budget to recover the costs of Commonwealth fisheries management from fishing concession holders through the imposition of levies. AFMA's Cost Recovery Implementation Statement (CRIS) outlines what cost recoverable activities AFMA provides and how those activities are implemented in managing Commonwealth fisheries. AFMA levies are calculated based on the cost recovered budget for the coming financial year, plus or minus any under or over spend in the previous financial year and take into account any revenue collected through fee-for-service charges.

AFMA collects levy amounts prescribed under the *Fishing Levy Amendment (2019-20 Levy Amounts) Regulations 2019* (Fishing Levy) and the *Fisheries Levy (Torres Strait Prawn Fishery) Amendment (Levy Amount) Regulations 2019* (TSPF Levy). Amounts prescribed in the Fishing Levy are collected in three equal instalments in January, April and May, whilst amounts prescribed in the TSPF levy is collected in one instalment in April.

The accounting treatment of levies has been amended in 2019-20, with levies transferred from Revenue from Government (special appropriations) to own-source income. This treatment reflects that levies are collected from Commonwealth concessional holders and credited to the AFMA Special Account, aligning with the budget treatment.

**Australian Fisheries Management Authority
NOTES TO AND FORMING PART OF THE FINANCIAL STATEMENTS**

for the period ended 30 June 2020

Overview (continued)

Levy Relief Package

The impacts of Covid-19 on Commonwealth fisheries has been particularly severe, with the fishing industry being one of the first hit when access to overseas markets was significantly reduced in January 2020. The Australian Government provided around \$10.3 million to AFMA in order to waive any further levies for all Commonwealth fisheries for the remainder of the 2019-20 year. Funding to support the government's announcement was provided under the *Assistance for Severely Affected Regions (Special Appropriation) (Coronavirus Economic Response Package) Bill 2020*.

The levy relief announcement provided for relief for Commonwealth concession holders from payment of:

- I. April and May instalments prescribed under the Fishing Levy; and
- II. April instalments prescribed under the TSPF Levy.

The legislative implementation of the package involved seeking approval from the Finance Minister to:

- I. the waiver of levy instalment amounts outstanding pursuant to section 63 of the *Public Governance, Performance and Accountability Act 2013* (PGPA Act) totalling some \$7.9 million; and
- II. act of grace payments on behalf of the Commonwealth pursuant to section 65 of the PGPA Act for levy amounts already receipted for relevant levy instalments totalling some \$2.5 million.

Approvals under PGPA Act s63 and s65 were received from the Assistant Minister for Finance, Charities and Electoral Matters on 8 May 2020.

AFMA worked with its Commonwealth concession holders to ensure the timely refund of levy instalment amounts already paid, some \$2.5 million. All Commonwealth concession holders were refunded before 30 June 2020. All debt waivers, totalling some \$7.9 million were processed in May 2020. Refer to Budgetary Reporting in Departmental primary statements for details.

New Accounting Standards

Standard/ Interpretation	Nature of change in accounting policy, transitional provisions, and adjustment to financial statements
<p>AASB 15 <i>Revenue from Contracts with Customers</i> / AASB 2016-8 <i>Amendments to Australian Accounting Standards – Australian Implementation Guidance for Not-for-Profit Entities</i> and AASB 1058 <i>Income of Not-For-Profit Entities</i></p>	<p>AASB 15, AASB 2016-8 and AASB 1058 became effective 1 July 2019.</p> <p>AASB 15 establishes a comprehensive framework for determining whether, how much and when revenue is recognised. It replaces existing revenue recognition guidance, including AASB 118 <i>Revenue</i>, AASB 111 <i>Construction Contracts</i> and Interpretation 13 <i>Customer Loyalty Programmes</i>. The core principle of AASB 15 is that an entity recognises revenue to depict the transfer of promised goods or services to customers in an amount that reflects the consideration to which the entity expects to be entitled in exchange for those goods or services.</p> <p>AASB 1058 is relevant in circumstances where AASB 15 does not apply. AASB 1058 replaces most of the not-for-profit (NFP) provisions of AASB 1004 <i>Contributions and applies to transactions where the consideration to acquire an asset is significantly less than fair value principally to enable the entity to further its objectives, and where volunteer services are received</i>.</p> <p>There was no material impact as a result of the introduction of these standards.</p>

Australian Fisheries Management Authority
NOTES TO AND FORMING PART OF THE FINANCIAL STATEMENTS
for the period ended 30 June 2020

Overview (continued)

Standard/ Interpretation	Nature of change in accounting policy, transitional provisions ¹ , and adjustment to financial statements
AASB 16 Leases	<p>AASB 16 became effective on 1 July 2019. This new standard has replaced AASB 117 Leases, Interpretation 4 Determining whether an Arrangement contains a Lease, Interpretation 115 Operating Leases—Incentives and Interpretation 127 Evaluating the Substance of Transactions Involving the Legal Form of a Lease.</p> <p>AASB 16 provides a single lessee accounting model, requiring the recognition of assets and liabilities for all leases, together with options to exclude leases where the lease term is 12 months or less, or where the underlying asset is of low value. AASB 16 substantially carries forward the lessor accounting in AASB 117, with the distinction between operating leases and finance leases being retained. The details of the changes in accounting policies, transitional provisions and adjustments are disclosed below and in the relevant notes to the financial statements.</p>

Application of AASB 16 Leases

AFMA adopted AASB 16 using the modified retrospective approach, under which the cumulative effect of initial application is recognised in retained earnings at 1 July 2019. Accordingly, the comparative information presented for 2019 is not restated, that is, it is presented as previously reported under AASB 117 and related interpretations.

AFMA elected to apply the practical expedient to not reassess whether a contract is, or contains a lease at the date of initial application. Contracts entered into before the transition date that were not identified as leases under AASB 117 were not reassessed. The definition of a lease under AASB 16 was applied only to contracts entered into or changed on or after 1 July 2019.

AASB 16 provides for certain optional practical expedients, including those related to the initial adoption of the standard. AFMA applied the following practical expedients when applying AASB 16 to leases previously classified as operating leases under AASB 117:

- Exclude initial direct costs from the measurement of right-of-use assets at the date of initial application for leases where the right-of-use asset was determined as if AASB 16 had been applied since the commencement date;
- Reliance on previous assessments on whether leases are onerous as opposed to preparing an impairment review under AASB 136 Impairment of assets as at the date of initial application; and
- Applied the exemption not to recognise right-of-use assets and liabilities for leases with less than 12 months of lease term remaining as of the date of initial application.

As a lessee, AFMA previously classified leases as operating or finance leases based on its assessment of whether the lease transferred substantially all of the risks and rewards of ownership. Under AASB 16, AFMA recognises right-of-use assets and lease liabilities for most leases. However, AFMA has elected not to recognise right-of-use assets and lease liabilities for some leases of low value assets based on the value of the underlying asset when new or for short-term leases with a lease term of 12 months or less.

On adoption of AASB 16, AFMA recognised right-of-use assets and lease liabilities in relation to leases of office space, heavy equipment and automobiles, which had previously been classified as operating leases.

The lease liabilities were measured at the present value of the remaining lease payments, discounted using AFMA's incremental borrowing rate as at 1 July 2019. AFMA's incremental borrowing rate is the rate at which a similar borrowing could be obtained from an independent creditor under comparable terms and conditions. The weighted-average rate applied was 1.17%.

Australian Fisheries Management Authority
NOTES TO AND FORMING PART OF THE FINANCIAL STATEMENTS
for the period ended 30 June 2020

Overview (continued)

The right-of-use assets were measured as follows:

- a) Office space: measured at an amount equal to the lease liability, adjusted by the amount of any prepaid or accrued lease payments.

Impact on transition

On transition to AASB 16, AFMA recognised additional right-of-use assets and additional lease liabilities, recognising the difference in retained earnings. The impact on transition is summarised below:

	1 July 2019 \$'000
Departmental	
Right-of-use assets - property, plant and equipment	9,659
Lease liabilities	9,584
Net impact of adjustments to lease incentives, liabilities and makegood assets / provisions	2,534
Retained earnings	2,609

The following table reconciles the Departmental minimum lease commitments disclosed in the entity's 30 June 2019 annual financial statements to the amount of lease liabilities recognised on 1 July 2019:

	1 July 2019 \$'000
Minimum operating lease commitment at 30 June 2019	14,312
Less: short-term leases not recognised under AASB 16	-
Less: low value leases not recognised under AASB 16	-
Less: effect of extension options not reasonably certain to be exercised	4,166
Undiscounted lease payments	10,146
Less: effect of discounting using the incremental borrowing rate as at the date of initial application	562
Lease liabilities recognised at 1 July 2019	9,584

Taxation

AFMA is exempt from all forms of taxation except Fringe Benefits Tax (FBT) and the Goods and Services Tax (GST).

Revenues, expenses and assets and liabilities are recognised net of GST except:

- (a) where the amount of GST incurred is not recoverable from the Australian Taxation Office; and
(b) for receivables and payables.

Reporting of Administered Activities

Administered revenues, expenses, assets, liabilities and cash flows are disclosed in the schedules of administered items and related notes.

Except where otherwise stated, administered items are accounted for on the same basis and using the same policies as for departmental items, including the application of Australian Accounting Standards.

Administered Cash Transfers to and from the Official Public Account

Revenue collected by AFMA for use by the Government rather than AFMA is administered revenue. Collections are transferred to the Official Public Account maintained by the Department of Finance. Conversely, cash is drawn from the OPA to make payments under Parliamentary appropriation on behalf of Government. These transfers to and from the OPA are adjustments to the administered cash held by AFMA on behalf of the Government and reported as such in the statement of cash flows in the schedule of administered items and in the administered reconciliation schedule.

Events After the Reporting Period

There have been no significant subsequent events after the reporting period that impact on the financial statements for the year ended 30 June 2020.

Australian Fisheries Management Authority
NOTES TO AND FORMING PART OF THE FINANCIAL STATEMENTS
for the period ended 30 June 2020

Financial performance

This section analyses AFMA's financial performance for the year ended 30 June 2020.

Note 1.1 Expenses

	2020	2019
	\$'000	\$'000
Note 1.1A Employee benefits		
Wages and salaries	15,117	15,992
Superannuation:		
Defined contribution plans	1,779	1,892
Defined benefit plans	931	1,027
Leave and other entitlements	1,615	1,953
Total employee benefits	19,442	20,864

Accounting Policy

Accounting policies for employee related expenses is contained in the People and relationships section.

Note 1.1B: Suppliers

Goods and services		
Research	4,051	3,466
Surveillance and compliance	1,471	1,343
Consultants and contractors	4,585	5,251
Travel and meetings	1,253	2,213
Information technology and communications	1,461	1,477
Training and development	189	319
Building repairs and outgoings	392	456
External audit fees provided free of charge	40	43
General administrative	745	1,482
Total goods and services	14,187	16,050
Goods supplied	154	224
Services rendered	14,033	15,826
Total goods and services supplied or rendered	14,187	16,050
Other suppliers		
Workers compensation expenses	253	116
Operating lease rentals ¹	-	2,357
Short-term leases	474	-
Total other suppliers	727	2,473
Total suppliers	14,914	18,523

1. AFMA has applied AASB 16 using the modified retrospective approach and therefore the comparative information has not been restated and continues to be reported under AASB 117.

AFMA does not have any short-term lease commitments as at 30 June 2020, however AFMA leases three properties on month-to-month arrangements.

The above lease disclosures should be read in conjunction with the accompanying notes 1.1C, 1.2B, 2.2A and 2.4A.

Australian Fisheries Management Authority
NOTES TO AND FORMING PART OF THE FINANCIAL STATEMENTS
for the period ended 30 June 2020

Accounting Policy

Short-term leases and leases of low-value assets

AFMA has elected not to recognise right-of-use assets and lease liabilities for short-term leases of assets that have a lease term of 12 months or less and leases of low-value assets (less than \$10,000). AFMA recognises the lease payments associated with these leases as an expense on a straight-line basis over the lease term.

	2020	2019
	\$'000	\$'000
Note 1.1C: Finance Costs		
Lease Liabilities ¹	108	-
Unwinding of Discount	2	21
Total finance costs	110	21

1. The Entity has applied AASB 16 using the modified retrospective approach and therefore the comparative information has not been restated and continues to be reported under AASB 117.

The above lease disclosures should be read in conjunction with the accompanying notes 1.1B, 1.2B, 2.2A and 2.4A.

Note 1.1D: Write-Down and Impairment of Assets

Asset write-downs and impairments from:

Impairment of property, plant and equipment	10	30
Total write-down and impairment of assets	10	30

Note 1.1E: Impairment Loss Allowance on Financial Assets

Impairment on trade and other receivables ¹	7,932	11
Total impairment on financial instruments	7,932	11

1. In 2019-20 impairment loss included waiver of levy amounts to support Commonwealth fishers during Covid-19. Refer to overview for further details.

Note 1.2 Own Source Revenue

Note 1.2A: Sale of Goods and Rendering of Services

Rendering of services	2,990	3,027
Total sale of goods and rendering of services	2,990	3,027

Disaggregation of revenue from contracts with customers

Major product / service line:

Regulatory Services	2,235	2,334
Other revenue	755	693
Total sale of goods and rendering of services	2,990	3,027

Note 1.2B: Rental Income

Operating lease:

Sublease - Thursday Island office	155	153
Sub-leasing right of use assets:		
Sublease - Canberra office	-	124
Employee car parking	3	44
Total rental income	158	321

Australian Fisheries Management Authority
NOTES TO AND FORMING PART OF THE FINANCIAL STATEMENTS
for the period ended 30 June 2020

Note 1.2 Own Source Revenue (continued)

Leasing commitments receivable

AFMA in its capacity as a lessor sub-leases office accommodation on Thursday Island. All commitments are GST exclusive.

Commitments for minimum lease receipts in relation to non-cancellable operating leases are receivable as follows:

Within 1 year	145	
One to two years	149	
Two to three years	154	
Total sub-lease commitments receivable	448	
	2020	2019
	\$'000	\$'000

Note 1.2C: Interest

Interest	8	14
Total interest	8	14

Note 1.2D: Levies and licence charges

Levies and licensing charges ¹	14,602	13,888
Total levies and licence charges	14,602	13,888

¹ Levies and licensing charges comprise of cost recovered amounts credited to the AFMA Special Account in accordance with s94C of the *Fisheries Administration Act 1991*. For further information on AFMA's cost recovery arrangements refer to Note 4.3.

Note 1.3A: Revenue from Government

Appropriations:		
Departmental appropriation	19,890	19,908
Special Appropriation (Coronavirus Economic Response Package) ¹	10,334	-
Total revenue from Government	30,224	19,908

¹ In 2019-20 special appropriations also included *Assistance for Severely Affected Regions (Special Appropriation) (Coronavirus Economic Response Package) Act 2020*. Refer to overview and table below for details:

Reconciliation of Coronavirus Economic Response Package 2019-20	2020
	\$'000
Levies and licensing charges per 2019-20 Levy Regulations	14,602
Levies and licensing charges for 2019-20 receipts collected	6,692
Difference represented by 2019-20 levy amounts waived	(7,910)
Act of grace payments	(2,529)
Total waivers and act of grace payments	(10,439)
Special Appropriation (Coronavirus Economic Response Package)	10,334
Net impact on AFMA cash reserves	(105)

Australian Fisheries Management Authority
NOTES TO AND FORMING PART OF THE FINANCIAL STATEMENTS
for the period ended 30 June 2020

Accounting Policies - Departmental Financial Performance

Revenue from Contracts with Customers

The following is a description of principal activities from which the AFMA generates its revenue:

- Regulatory services which primarily consists of fees for services for observers, logbooks and licensing, vessel monitoring services provided to both industry and State Governments and other regulatory compliance services. Fees for services and compliance services are recognised over time based on actual costs incurred.
- Other revenues which primarily consist of service contracts with related Commonwealth Government entities for enforcement and research activities. Other revenue enforcement activities are recognised either over time as expenses are incurred for each project. Research services are recognised at a point in time when milestones have been met.

Receivables for goods and services, which have 30 day terms, are recognised at the nominal amounts due less any impairment allowance account. Collectability of debts is reviewed at end of the reporting period. Allowances are made when collectability of the debt is no longer probable.

Revenue from Government

Amounts appropriated for departmental appropriations for the year (adjusted for any formal additions and reductions) are recognised as Revenue from Government when AFMA gains control of the appropriation, except for certain amounts that relate to activities that are reciprocal in nature, in which case revenue is recognised only when it has been earned. Appropriations receivable are recognised at their nominal amounts.

Other Revenue

Resources received free of charge (RRFOC) are recognised as gains when, and only when, a fair value can be reliably determined and the services would have been purchased if they had not been donated. Use of those resources is recognised as an expense. RRFOC are recorded as either revenue or gains depending on their nature.

Australian Fisheries Management Authority
NOTES TO AND FORMING PART OF THE FINANCIAL STATEMENTS
for the period ended 30 June 2020

Financial position

This section analyses AFMA's assets used to conduct its operations and the operating liabilities incurred as a result. Employee related information is disclosed in the People and Relationships Section.

Note 2.1 Financial assets

	2020	2019
	\$'000	\$'000
<u>Note 2.1A: Cash and Cash Equivalents</u>		
Cash in special accounts	10,171	8,661
Cash on hand or on deposit	435	298
Total cash and cash equivalents	10,606	8,959

The closing balance of cash in special accounts does not include amounts held in Trust. See Note 4.2 Special Accounts and Note 7.2 Assets held in Trust for more information.

Note 2.1B: Trade and Other Receivables

Good and services receivables

Goods and Services	584	364
Statutory receivables	15	231
Total goods and services receivables	599	595

Goods and receivables at 30 June 2020 are primarily associated with provision of vessel monitoring services.

Other receivables

GST receivable from the Australian Taxation Office	259	310
Accrued Revenue	411	419
Total other receivables	670	729
Total trade and other receivables (gross)	1,269	1,324

Less impairment allowance

Goods and services	-	-
Total impairment allowance	-	-
Total trade and other receivables (net)	1,269	1,324

Credit terms for Goods and Services were within 30 days for 2020 (2019: 30 days)

Australian Fisheries Management Authority
NOTES TO AND FORMING PART OF THE FINANCIAL STATEMENTS
 for the period ended 30 June 2020

Note 2.2: Non-financial assets

2.2A: Reconciliation of the Opening and Closing Balances of Property, Plant & Equipment and Intangibles for 2020

	Land \$'000	Buildings \$'000	Plant and equipment \$'000	Computer Software \$'000	Total \$'000
As at 1 July 2019					
Gross book value	975	5,750	2,274	6,527	15,526
Accumulated depreciation, amortisation and impairment	-	(333)	(472)	(6,092)	(6,897)
Net book value as at 1 July 2019	975	5,417	1,802	435	8,629
Recognition of right of use asset on initial application of AASB 16	-	9,659	-	-	9,659
Align of madegood asset with lease terms on initial application of AASB 16	-	-	-	-	78
Adjusted Total as at 1 July 2019	975	15,154	1,802	435	18,366
Additions:					
By purchase	-	13	74	37	124
Internally developed	-	-	-	141	141
Right of use assets	-	136	-	-	136
By donation/gift	800	650	-	-	1,450
Revaluations and impairments recognised in other comprehensive income	-	(79)	(113)	-	(192)
Revaluations recognised in net cost of services	-	-	(10)	-	(10)
Depreciation and amortisation expense	-	(465)	(458)	(114)	(1,037)
Depreciation on right of use assets	-	(1,089)	-	-	(1,089)
Disposals	-	-	(10)	(218)	(228)
Accumulated amortisation of disposed assets	-	-	10	218	228
Total as at 30 June 2020	1,775	14,320	1,295	499	17,889
Net book value as at 30 June 2020 represented by:					
Gross book value	1,775	15,408	1,295	6,487	24,965
Accumulated depreciation, amortisation and impairment	-	(1,088)	-	(5,988)	(7,076)
Total as at 30 June 2020	1,775	14,320	1,295	499	17,889
Closing balance of ROU assets					8,706

Australian Fisheries Management Authority
NOTES TO AND FORMING PART OF THE FINANCIAL STATEMENTS
for the period ended 30 June 2020
Note 2.2: Non-financial assets (continued)

1. The above table discloses all property, plant and equipment including those subject to operating leases. AFMA received a gift from Department of Finance for Land & Buildings worth \$1.45m, which is partially sublet to Torres Strait Regional Authority and Department of Agriculture, Water and the Environment for \$139,000 per annum. This asset incurred depreciation of \$18,000 and was revalued upwards by \$18,000 at 30 June 2020.
2. The carrying amount of computer software included \$34,000 purchased software and \$465,000 internally generated software.

Contractual commitments for the acquisition of property, plant, equipment and intangible assets
As at 30 June 2020 AFMA has contractual commitments of \$135,882 (2019: \$40,000) relating to intangible asset development.

Australian Fisheries Management Authority
NOTES TO AND FORMING PART OF THE FINANCIAL STATEMENTS
for the period ended 30 June 2020

Note 2.2 Non-financial assets (continued)

	2020	2019
	\$'000	\$'000
Note 2.2B Other Non-Financial Assets		
Prepayments	539	412
Total other non-financial assets	539	412

No indicators of impairment were found for other non-financial assets.
All other non-financial assets are expected to be recovered within the next 12 months.

Note 2.3 Payables

	2020	2019
	\$'000	\$'000
Note 2.3A: Suppliers		
Accrued expenses	2,102	2,551
Total supplier payables	2,102	2,551

Settlement is usually made within 20 days.

Note 2.3B: Other Payables

Lease incentives ¹	-	2,092
Operating lease rentals ¹	-	415
Wages and salaries	313	198
Unearned revenue	621	681
Total other payables	934	3,386

Note 2.4 Interest bearing liabilities

	2020	2019
	\$'000	\$'000
Note 2.4A: Leases		
Lease liabilities ¹	8,836	-
Total lease liabilities	8,836	-

1. AFMA has applied AASB 16 using the modified retrospective approach and therefore the comparative information has not been restated and continues to be reported under AASB 117.

Total cash outflow for leases for the year ended 30 June 2020 was \$992,000 (rounded to nearest thousand).

Note 2.5 Other Provisions

Note 2.5A: Other Provisions

	Provision for restoration	Total
	\$'000	\$'000
As at 1 July 2019	127	127
Additional provisions made	51	51
Unwinding of discount or change in discount rate	3	3
Total as at 30 June 2020	181	181

AFMA currently has 1 (2019: 1) agreement for the leasing of premises which have provisions requiring AFMA to restore the premises to their original condition at the conclusion of the lease. AFMA has made a provision to reflect the present value of this obligation for the Majura Park office in Canberra. The provision was adjusted in 2019-20 to match the underlying lease term excluding extension periods for consistency with whole of government lease guidelines.

Australian Fisheries Management Authority
NOTES TO AND FORMING PART OF THE FINANCIAL STATEMENTS
 for the period ended 30 June 2020

Accounting policies - financial position

Cash

Cash is recognised at its nominal amount. Cash and cash equivalents includes:

- (a) cash on hand;
- (b) demand deposits in bank accounts with an original maturity of 3 months or less that are readily convertible to known amounts of cash and subject to insignificant risk of changes in value;
- (c) cash held by outsiders; and
- (d) cash in special accounts.

Financial Assets

Please refer to Note 6 Managing Uncertainty for accounting policies for financial assets.

Receivables

Receivables for goods and services, which have 30 day terms, are recognised at the nominal amounts due less any impairment allowance account. Collectability of debts is reviewed at end of reporting period. Allowances are made when collectability of the debt is no longer probable.

Acquisition of Assets

Assets are recorded at cost on acquisition except as stated below. The cost of acquisition includes the fair value of assets transferred in exchange and liabilities undertaken. Financial assets are initially measured at their fair value plus transaction costs where appropriate.

Property, Plant and Equipment

Asset Recognition Threshold:

Purchases of property, plant and equipment are recognised initially at cost in the balance sheet, except for purchases costing less than \$5,000, which are expensed in the year of acquisition (other than where they form part of a group of similar items which are significant in total).

The initial cost of an asset includes an estimate of the cost of dismantling and removing the item and restoring the site on which it is located. This is particularly relevant to 'make good' provisions for AFMA's Canberra office. These costs are included in the value of AFMA's buildings with a corresponding provision for the 'make good' recognised.

Revaluations

Following initial recognition at cost, property, plant and equipment (**excluding ROU assets**) were carried at fair value. Valuations were conducted with sufficient frequency to ensure that the carrying amounts of assets did not differ materially from the assets' fair values as at the reporting date. The regularity of independent valuations depended upon the volatility of movements in market values for the relevant assets.

Revaluation adjustments were made on a class basis. Any revaluation increment was credited to equity under the heading of asset revaluation reserve except to the extent that it reversed a previous revaluation decrement of the same asset class that was previously recognised in the surplus/deficit. Revaluation decrements for a class of assets were recognised directly in the surplus/deficit except to the extent that they reversed a previous revaluation increment for that class.

Any accumulated depreciation as at the revaluation date was eliminated against the gross carrying amount of the asset and the asset was restated to the revalued amount.

Australian Fisheries Management Authority
NOTES TO AND FORMING PART OF THE FINANCIAL STATEMENTS
for the period ended 30 June 2020

Accounting policies - financial position (continued)

Depreciation

Depreciable property, plant and equipment assets are written-off to their estimated residual values over their estimated useful lives to AFMA using, in all cases, the straight-line method of depreciation.

Depreciation rates (useful lives), residual values and methods are reviewed at each reporting date and necessary adjustments are recognised in the current, or current and future reporting periods, as appropriate.

Depreciation rates applying to each class of depreciable asset are based on the following useful lives:

	2020	2019
Buildings on freehold land	40 to 45 years	40 to 45 years
Leasehold improvements	Lease term	Lease term
Plant and Equipment	4 to 13 years	4 to 13 years

The depreciation rates for ROU assets are based on the commencement date to the earlier of the end of the useful life of the ROU asset or the end of the lease term.

Impairment

All assets were assessed for impairment at 30 June 2020. Where indications of impairment exist, the asset's recoverable amount is estimated and an impairment adjustment made if the asset's recoverable amount is less than its carrying amount.

The recoverable amount of an asset is the higher of its fair value less costs to sell and its value in use. Value in use is the present value of the future cash flows expected to be derived from the asset. Where the future economic benefit of an asset is not primarily dependent on the asset's ability to generate future cash flows, and the asset would be replaced if AFMA were deprived of the asset, its value in use is taken to be its depreciated replacement cost.

Derecognition

An item of property, plant and equipment is derecognised upon disposal or when no further future economic benefits are expected from its use or disposal.

Intangibles

AFMA's intangibles comprise purchased and internally developed software for internal use. These assets are carried at cost less accumulated amortisation and accumulated impairment losses. Software is amortised on a straight-line basis over its anticipated useful life. The useful lives of AFMA's software assets are 3 to 10 years (2019: 3 to 10 years). All software assets were assessed for indications of impairment as at 30 June 2020.

Fair Value Measurement

AFMA deems transfers between levels of the fair value hierarchy to have occurred at the end of the reporting period. No transfers between levels occurred during 2019-20.

Significant Accounting Judgements and Estimates

In the process of applying the accounting policies listed in this note, AFMA has made judgements that have the most significant impact on the amounts recorded in the financial statements with respect to the fair value of land and buildings. The fair value of land and buildings has been taken to be the market value of similar properties as determined by an independent valuer. In some instances, AFMA buildings are purpose-built and may in fact realise more or less in the market.

No accounting assumptions and estimates have been identified that have a significant risk of causing a material adjustment to carrying amounts of assets and liabilities within the next accounting period.

Financial Liabilities

Please refer to Note 6 Managing Uncertainty for accounting policies for financial liabilities.

Australian Fisheries Management Authority
NOTES TO THE SCHEDULE OF ADMINISTERED ITEMS
for the period ended 30 June 2020

Assets and liabilities administered on behalf of the Government

This section analyses assets used to conduct operations and the operating liabilities incurred as a result AFMA does not control but administers on behalf of the Government. Unless otherwise noted, the accounting policies adopted are consistent with those applied for departmental reporting.

Note 3.1 Financial Assets

	2020 \$'000	2019 \$'000
Note 3.1A: Cash and Cash Equivalents		
Cash on hand or on deposit	-	-
Total cash and cash equivalents	<u>-</u>	<u>-</u>
Note 3.1B: Trade and Other Receivables		
Fees and charges		
Fees and charges receivable - external parties	282	314
Total fees and charges receivable	<u>282</u>	<u>314</u>
Other receivables		
Accrued Revenue	2	371
GST receivable from Australian Taxation Office	1	38
Total other receivables	<u>3</u>	<u>409</u>
Total trade and other receivables (gross)	<u>285</u>	<u>723</u>
Less impairment allowance		
Fees and charges	(251)	(290)
Total impairment allowance account	<u>(251)</u>	<u>(290)</u>
Total trade and other receivables (net)	<u>34</u>	<u>433</u>
Receivables are expected to be recovered within 12 months.		
Receivables were aged as follows		
Not overdue	3	400
Overdue by:		
61 to 90 days	-	2
More than 90 days	282	321
Total receivables (gross)	<u>285</u>	<u>723</u>
Impairment allowance aged as follows		
Overdue by:		
More than 90 days	(251)	(290)
Total impairment allowance	<u>(251)</u>	<u>(290)</u>
Credit terms for goods and services were within 30 days (2019: 30 days).		
Reconciliation of the Impairment Allowance	2020	2019
	Fees and charges	Fees and charges
	\$'000	\$'000
Opening balance	<u>(290)</u>	<u>(275)</u>
Amounts written off	44	209
Movement recognised in net surplus	(5)	(224)
Closing balance	<u>(251)</u>	<u>(290)</u>

Australian Fisheries Management Authority
NOTES TO THE SCHEDULE OF ADMINISTERED ITEMS
for the period ended 30 June 2020

Note 3.2A: Suppliers

Trade creditors and accruals	2	410
GST payable	1	1
Total suppliers	3	411
Suppliers expected to be settled		
No more than 12 months	3	411
Total suppliers	3	411

Australian Fisheries Management Authority
NOTES TO AND FORMING PART OF THE FINANCIAL STATEMENTS
for the period ended 30 June 2020

Funding

This section identifies AFMA's funding structure.

Note 4.1 Appropriations

Note 4.1A: Annual Appropriations ('Recoverable GST exclusive')

Annual Appropriations for 2020

	Annual Appropriation \$'000	Annual Adjustments to appropriation \$'000	Total appropriation \$'000	Appropriation applied in 2020 (current and prior years) \$'000	Variance ¹ \$'000
Departmental					
Ordinary annual services	19,890	-	19,890	19,890	-
Departmental Capital Budget ²	455	-	455	455	-
Equity injections	-	-	-	-	-
Total departmental	20,345	-	20,345	20,345	-
Administered					
Ordinary annual services Administered items ¹	5,588	-	5,588	700	4,888
Total administered	5,588	-	5,588	700	4,888

Notes:

- The variance of \$4,888,000 for Administered funds remained as unspent and will be returned to consolidated revenue.
- Departmental Capital Budgets are appropriated through Appropriation Acts (No 1, 3, 5). They form part of ordinary annual services and are not separately identified in the Appropriation Acts.

Australian Fisheries Management Authority
NOTES TO AND FORMING PART OF THE FINANCIAL STATEMENTS
 for the period ended 30 June 2020

Note 4.1 Appropriations (continued)

Annual Appropriations for 2019

	Annual Appropriation \$'000	Annual Adjustments to appropriation \$'000	Total appropriation \$'000	Appropriation applied in 2019 (current and prior years) \$'000	Variance ¹ \$'000
Departmental					
Ordinary annual services	19,908	-	19,908	19,908	-
Departmental Capital Budget ²	781	-	781	972	(191)
Equity injections	-	-	-	150	(150)
Total departmental	20,689	-	20,689	21,030	(341)
Administered					
Ordinary annual services	5,506	-	5,506	437	5,069
Administered Items ¹	5,506	-	5,506	437	5,069

Notes:

- The variance of \$5,069,000 for Administered funds remained as unspent and will be returned to consolidated revenue. In 2018-19 AFMA spent available DCB from current and previous years, including unspent equity injections on the Majura Park office fit-out.
- Departmental Capital Budgets are appropriated through Appropriation Acts (No 1, 3, 5). They form part of ordinary annual services and are not separately identified in the Appropriation Acts.

Australian Fisheries Management Authority
NOTES TO AND FORMING PART OF THE FINANCIAL STATEMENTS
for the period ended 30 June 2020

Note 4.1B: Unspent Annual Appropriations ('Recoverable GST exclusive')

	2020 \$'000	2019 \$'000
Departmental		
Cash and Cash equivalents	435	298
Total departmental	435	298
Administered		
Appropriation Act (No. 1) 2019-20	2,931	-
Supply Act (No. 1) 2019-20	2,329	-
Appropriation Act (No. 1) 2018-19	4,697	5,069
Appropriation Act (No. 1) 2017-18	4,334	4,334
Appropriation Act (No. 1) 2016-17	-	648
Supply Act (No. 1) 2016-17	-	1,464
Total administered	14,291	11,515

Note 4.1C: Special Appropriations ('Recoverable GST exclusive')

Authority	Type	Purpose	Appropriation applied	
			2020 \$'000	2019 \$'000
Assistance for Severely Affected Regions (Special Appropriation) (Coronavirus Economic Response Package) Act 2020.	Limited Amount	An Act to appropriate money for community, regional and industry support as part of the Coronavirus Economic Response, and for related purposes	10,334	-
Total			10,334	-

Australian Fisheries Management Authority
NOTES TO AND FORMING PART OF THE FINANCIAL STATEMENTS
 for the period ended 30 June 2020

Note 4.2: Special Accounts

	AFMA Special Account (Departmental) ¹			AFMA Services for Other Entities and Trust Moneys Special Account (Special Public Money) ²		
	2020		2019	2020		2019
	\$'000		\$'000	\$'000		\$'000
Balance brought forward from previous period	8,959	14,238		311	254	
Increases:						
Appropriation for reporting period	20,345	21,030				
Levies and Licensing Charges (<i>Fisheries Administration Act 1991 - Section 94C</i>)	6,886	13,888				
Special appropriation (<i>Assistance for Severely Impacted Regions</i>)	10,334	-				
Other receipts	4,367	7,532				66
Total increases	41,932	42,450				66
Available for payments	50,891	56,688		311	320	
Decreases:						
Employee payments	(19,605)	(20,472)				
Supplier payments	(19,053)	(21,106)				
Interest payments on lease liabilities	(108)	-				
Purchase of property, plant and equipment	(634)	(6,151)				
Principal repayments on lease liabilities	(884)	-				
Repayments debited from the special account	-	-				(9)
Total decrease	(40,285)	(47,729)		(75)	(9)	
Total balance carried to the next period	10,606	8,959		236	311	
Balance represented by:						
Cash - held in the Official Public Account	10,171	8,661				
Cash - held by the agency	435	298		236	311	
Total balance carried to the next period	10,606	8,959		236	311	

1. Appropriation: *Public Governance, Performance and Accountability Act 2013*; section 80.

Establishing Instrument: *Fisheries Administration Act 1991*; section 94B.

Purpose: Payment or discharge of the costs, expenses or other obligations incurred in the performance or exercise of the functions and powers of the Authority.

2. Appropriation: *AFMA Services for Other Entities and Trust Moneys Special Account (Special Public Money)*

Establishing Instrument: *Public Governance, Performance and Accountability Act 2013*; section 78.

Purpose: For amounts that are held on trust or otherwise for the benefit of a person other than the Commonwealth.

3. The closing balance of AFMA Services for Other Entities and Trust Moneys Special Account represents amounts held in trust. See 7.2A Assets Held in Trust for more information.

Australian Fisheries Management Authority
NOTES TO AND FORMING PART OF THE FINANCIAL STATEMENTS
for the period ended 30 June 2020

Note 4.3 Regulatory Charging Summary

	2020	2019
	\$'000	\$'000
Amounts applied		
Departmental		
Special appropriations (including special accounts)	15,361	14,830
Total amounts applied	15,361	14,830
Expenses		
Departmental	14,089	14,887
Total expenses	14,089	14,887
Revenue		
Departmental	15,361	14,830
Total revenue	15,361	14,830

Cost recovered activities:

AFMA undertakes cost recovered activities for the provision of Fisheries Management functions within the Commonwealth fisheries sector, including the following activities:

- * Management of Domestic Commercial Fisheries
- * Data collection and management
- * Research
- * Licensing/Registration and Revenue Collection
- * Policy Support

AFMA's Cost Recovery Implementation Statement (CRIS) describes how AFMA will charge fishing concession holders for the management of Commonwealth fisheries. The AFMA CRIS can be found at www.afma.gov.au.

Note 4.4: Net Cash Appropriation Arrangements

	2020	2019
	\$'000	\$'000
Total comprehensive income less depreciation/amortisation expenses previously funded through revenue appropriations	3,158	(2,685)
Plus: depreciation/amortisation expenses previously funded through revenue appropriation ¹	748	717
Plus: depreciation right-of-use assets	1,089	-
Less: principal repayments - leased assets	(884)	-
Total comprehensive surplus/(deficit) as per the Statement of Comprehensive Income	2,205	(3,403)

¹ Depreciation and amortisation expenditure represented above refers to the government funded portion of AFMA's total depreciation and amortisation charges. In 2019-20 AFMA received \$289,000 (2018-19: \$401,000) in funding for depreciation and amortisation through cost recovery arrangements.

The inclusion of depreciation/amortisation expenses related to ROU leased assets and the lease liability principle repayment amount reflects the cash impact on implementation of AASB 16 Leases, it does not directly reflect a change in appropriation arrangements.

Australian Fisheries Management Authority
NOTES TO AND FORMING PART OF THE FINANCIAL STATEMENTS
for the period ended 30 June 2020

People and relationships

This section provides a range of employment and post employment benefits provided to our people and our relationships with other key people.

Note 5: Employees

	2020	2019
	\$'000	\$'000
Note 5.1: Employee Provisions		
Leave	5,163	5,442
Total employee provisions	5,163	5,442
Employee provisions are expected to be settled in:		
No more than 12 months	4,004	4,230
More than 12 months	1,159	1,212
Total employee provisions	5,163	5,442

Accounting Policies - People and Relationships

Liabilities for 'short-term employee benefits' (as defined in *AASB 119 Employee Benefits*) and termination benefits wholly settled due within twelve months of end of reporting period are measured at their nominal amounts.

Other long-term employee benefits are measured as net total of the present value of the defined benefit obligation at the end of the reporting period minus the fair value at the end of the reporting period of plan assets (if any) out of which the obligations are to be settled directly.

Leave

The liability for employee benefits includes provision for annual leave and long service leave.

The leave liabilities are calculated on the basis of employees' remuneration at the estimated salary rates that will be applied at the time the leave is taken, including AFMA's employer superannuation contribution rates to the extent that the leave is likely to be taken during service rather than paid out on termination.

Superannuation

Staff of AFMA are members of the Commonwealth Superannuation Scheme (CSS), the Public Sector Superannuation Scheme (PSS) or the PSS accumulation plan (PSSap).

The CSS and PSS are defined benefit schemes for the Australian Government. The PSSap is a defined contribution scheme.

The liability for defined benefits is recognised in the financial statements of the Australian Government and is settled by the Australian Government in due course. This liability is reported in the Department of Finance's administered schedules and notes.

AFMA makes employer contributions to the employees' superannuation scheme at rates determined by an actuary to be sufficient to meet the current cost to the Government. AFMA accounts for the contributions as if they were contributions to defined contribution plans.

The liability for superannuation recognised as at 30 June represents outstanding contributions as at year end.

Australian Fisheries Management Authority
NOTES TO AND FORMING PART OF THE FINANCIAL STATEMENTS
for the period ended 30 June 2020

Accounting Policies - People and Relationships (continued)

Significant Accounting Judgements and Estimates

In the process of applying the accounting policies listed in this note, AFMA has made the judgements that have the most significant impact on the amounts recorded in the financial statements with respect to the liability for employee provisions. The liability for long service leave has been estimated using present value techniques in accordance with the shorthand method as per FRR 24.1 (a). This takes into account expected salary growth, attrition and future discounting using Commonwealth bond rates.

No accounting assumptions and estimates have been identified that have a significant risk of causing a material adjustment to carrying amounts of assets and liabilities within the next accounting period.

Note 5.2: Key Management Personnel Remuneration

Key management personnel are those persons having authority and responsibility for planning, directing and controlling the activities of the entity, directly or indirectly, including any director (whether executive or otherwise) of that entity. AFMA has determined the key management personnel to be Commissioners and Executive Officers. Key management personnel remuneration is reported in the table below:

	2020	2019
	\$	\$
Salary and other allowances	1,374,052	1,243,698
Post-employment benefits	223,398	215,035
Other long-term benefits	27,205	66,888
Total key management personnel remuneration expenses¹	1,624,655	1,525,621

The total **number** of key management personnel that are included in the above table are: 10 12

¹The above key management personnel remuneration excludes the remuneration and other benefits of the Portfolio Minister. The Portfolio Minister's remuneration and other benefits are set by the Remuneration Tribunal and are not paid by AFMA.

Note 5.3: Related Party Disclosures

Related party relationships

AFMA is an Australian Government controlled entity. Related parties to AFMA are Key Management Personnel including the Portfolio Minister and Executive, and other Australian Government entities.

Transactions with related parties:

Given the breadth of Government activities, related parties may transact with the government sector in the same capacity as ordinary citizens. Such transactions include the payment or refund of taxes, receipt of a Medicare rebate or higher education loans. These transactions have not been separately disclosed in this note.

Significant transactions with related parties can include:

- the payments of grants or loans;
- purchases of goods and services;
- asset purchases, sales transfers or leases;
- debts forgiven; and
- guarantees.

Giving consideration to relationships with related entities, and transactions entered into during the reporting period by AFMA, it has been determined that there are no related party transactions to be separately disclosed.

Australian Fisheries Management Authority
NOTES TO AND FORMING PART OF THE FINANCIAL STATEMENTS
for the period ended 30 June 2020

Managing Uncertainty

This section analyses how AFMA manages financial risks within its operating environment.

Note 6.1 Contingent Liabilities and Contingent Assets

* AFMA entered negotiations with National Indigenous Australians Agency (NIAA) - formerly the Department of Prime Minister & Cabinet (PM&C) - regarding month-to-month rent payable to NIAA for 2018-19 and 2019-20. The maximum contingent liability for rent payable by AFMA is \$77,000.

Note 6.2 Financial Instruments

AFMA's financial assets consist of cash and cash equivalents, accrued revenues and both statutory receivables and goods and services receivables. Receivables for statutory charges are not financial instruments—examples of statutory charges include GST (receivable from or payable to the ATO), levies, rates and fines. However, the initial recognition and measurement of statutory receivables is treated as if they are financial instruments under AASB 9. Receivables from statutory charges are assessed annually for impairment in accordance with AASB 136.

AFMA's financial liabilities include trade creditors and accrued expenses.

Accounting Policies - Financial Instruments

Financial Assets

Trade receivables, loans and other receivables that are held for the purpose of collecting the contractual cash flows where the cash flows are solely payments of principal and interest, that are not provided at below-market interest rates, are subsequently measured at amortised cost using the effective interest method adjusted for any loss allowance.

With the implementation of AASB 9 Financial Instruments for the first time in 2019, AFMA classifies its financial assets in the following categories:

- a) financial assets at fair value through profit or loss;
- b) financial assets at fair value through other comprehensive income; and
- c) financial assets measured at amortised cost.

The classification depends on both AFMA's business model for managing the financial assets and contractual cash flow characteristics at the time of initial recognition. Financial assets are recognised when AFMA becomes a party to the contract and, as a consequence, has a legal right to receive or a legal obligation to pay cash and derecognised when the contractual rights to the cash flows from the financial asset expire or are transferred upon trade date.

Comparatives have not been restated on initial application.

Financial Assets at Amortised Cost

Financial assets included in this category need to meet two criteria:

1. the financial asset is held in order to collect the contractual cash flows; and
2. the cash flows are solely payments of principal and interest (SPPI) on the principal outstanding amount.

Amortised cost is determined using the effective interest method.

Australian Fisheries Management Authority
NOTES TO AND FORMING PART OF THE FINANCIAL STATEMENTS
 for the period ended 30 June 2020

Managing Uncertainty (continued)

Impairment of Financial Assets

Financial assets are assessed for impairment at the end of each reporting period based on Expected Credit Losses, using the general approach which measures the loss allowance based on an amount equal to lifetime expected credit losses where risk has significantly increased, or an amount equal to 12-month expected credit losses if risk has not increased.

The simplified approach for trade, contract and lease receivables is used. This approach always measures the loss allowance as the amount equal to the lifetime expected credit losses.

A write-off constitutes a derecognition event where the write-off directly reduces the gross carrying amount of the financial asset.

Accounting Policies - Financial Instruments (continued)

Financial Liabilities

Financial liabilities are classified as either financial liabilities 'at fair value through profit or loss' or other financial liabilities. Financial liabilities are recognised and derecognised upon 'trade date'.

Financial Liabilities at Fair Value Through Profit or Loss

Financial liabilities at fair value through profit or loss are initially measured at fair value. Subsequent fair value adjustments are recognised in profit or loss. The net gain or loss recognised in profit or loss incorporates any interest paid on the financial liability.

Financial Liabilities at Amortised Cost

Financial liabilities, including borrowings, are initially measured at fair value, net of transaction costs. These liabilities are subsequently measured at amortised cost using the effective interest method, with interest expense recognised on an effective interest basis.

Supplier and other payables are recognised at amortised cost. Liabilities are recognised to the extent that the goods or services have been received (and irrespective of having been invoiced).

Contingent Liabilities and Contingent Assets

Contingent liabilities and contingent assets are not recognised in the balance sheet but are reported in the relevant notes. They may arise from uncertainty as to the existence of a liability or asset or represent an asset or liability in respect of which the amount cannot be reliably measured. Contingent assets are disclosed when settlement is probable but not virtually certain and contingent liabilities are disclosed when settlement is greater than remote.

Australian Fisheries Management Authority
NOTES TO AND FORMING PART OF THE FINANCIAL STATEMENTS
for the period ended 30 June 2020

Other Information

Note 7.1 Aggregate Assets and Liabilities

Note 7.1A Aggregate Assets and Liabilities

	2020	2019
	\$'000	\$'000
Assets expected to be recovered in:		
No more than 12 months	12,414	10,695
More than 12 months	17,889	8,629
Total assets	30,303	19,324
Liabilities expected to be recovered in:		
No more than 12 months	7,976	7,800
More than 12 months	9,240	3,706
Total liabilities	17,216	11,506

Note 7.1B Administered - Aggregate Assets and Liabilities

	2020	2019
	\$'000	\$'000
Assets expected to be recovered in:		
No more than 12 months	34	433
Total assets	34	433
Liabilities expected to be recovered in:		
No more than 12 months	3	411
Total liabilities	3	411

Note 7.2 Assets Held in Trust

Note 7.2A Assets Held in Trust

Monetary assets

Financial assets held in trust are also disclosed in Note 4.2: Special Accounts in the table titled AFMA Service for Other Entities and Trust Monies.

	2020	2019
	\$'000	\$'000
Cash at bank - monetary asset		
As at 1 July	311	254
Receipts	-	66
Payments	(75)	(9)
As at 30 June	236	311
Total monetary assets held in trust	236	311

PART 6 APPENDICES

Appendix 1

Commission and Executive

Commission

AFMA Commissioners are appointed for their level of expertise in one or more of the fields of fisheries management, fishing industry operations, science, natural resource management, economics, business or financial management, law, public sector administration or governance. The new legislative amendments added expertise on matters relating to recreational or Indigenous fishing. Future appointments to the Commission will take the new requirements into consideration.

The following Commissioners held appointments during the reporting period 2019-20:

Ms Helen Kroger – Chair

Helen has held leadership positions in the private, public and not for profit sectors for the last 20 years. She is a former Liberal Senator for Victoria, Government Whip and active former member of numerous key Senate and Joint Committees. She has extensive board experience and advises corporations on regulatory compliance, governance, communications and stakeholder management issues.

Mr Wez Norris – Chief Executive Officer

Wez is an AFMA Commissioner and the CEO. He has a Bachelor of Applied Science in Natural Systems and Wildlife Management from the University of Queensland. He has worked for Queensland Fisheries, previously at AFMA, as the Manager of the Eastern Tuna and Billfish Fishery, and then spent 10 years as the Deputy Director-General at the Pacific Islands Forum Fisheries Agency, in the Solomon Islands. He has worked on a number of significant fisheries reform projects, including prawn trawl, hand-line and hand-collectable fisheries, and also held positions in the Torres Strait and in a Ministerial Office.

Ms Catherine Cooper

Catherine currently chairs the Environment Protection Agency of South Australia and Central Adelaide Waste and Recycling Authority. Catherine is an industry leader and she was a finalist in both the 1997 and 1998 Telstra Business Women's Awards. She has extensive committee and board experience including as former Chair of the Fisheries Council of South Australia, the South Australian Fisheries and Aquaculture Research Advisory Committee and Aquaculture Advisory Council.

Mr Brett McCallum

Brett has been a director of Bresal Consulting since November 2015. He has a Bachelor of Commerce and is a past Deputy Chair of the Fisheries Research and Development Corporation. He is currently chair of the Western Australian Research Advisory Committee, the Australian Aquatic Animal Welfare Strategy Working Group and the Offshore Snapper Fishery Advisory Committee in the NT. His expertise covers commercial fisheries management, government policy setting, natural resource management, economics and business management. He has over 40 years' experience in peak fishing industry representation as Chief Executive of the WA Fishing Industry Council and the Pearl Producers Association. Brett has held senior managerial positions with several leading Australian fishing, pearling and exporting companies.

Mrs Sevaly Sen

Sevaly is an applied economist with over thirty years' experience in fisheries in Australia, Oceania, Europe, Africa and Asia. Sevaly ran her own consultancy company in the UK, worked for the United Nations Food and Agriculture Organisation in southern Africa and the Institute of Fisheries Management in Denmark. Since moving to Australia in 1999, Sevaly runs her own consultancy business. She has been a member of the Fisheries Council of South Australia, the NSW Structural Adjustment Review Committee and the Torres Strait Scientific Advisory Committee. Currently she is a member of the Torres Strait Rock Lobster Working Group, is advisor to Sydney Fish Market on sustainability issues and coordinates an FRDC sub-program.

Dr David Smith

David led the Marine Resources and Industries Research Program of CSIRO Oceans and Atmosphere. The Program focused on research that supports the balanced use of marine resources, including sustainable marine industries (fisheries, offshore oil and gas) and biodiversity conservation. Prior to joining CSIRO in 2005, he was Director of the Marine and Freshwater Resources Institute in Victoria. He has over 30 years' experience in fisheries assessment and management, and research management. Since September 2018 he has been a consultant. He currently is the Independent Chair of the National Research Providers Network for Fisheries and Aquaculture and is a member of the National Marine Science Committee. He is an Adjunct Professor at the Institute for Marine and Antarctic Studies.

Mr Scott Spencer

Scott has over 40 years' experience in natural resource management and public policy development. He is a former Secretary of the Queensland Fish Management Authority, Director General of the Queensland Department of Natural Resources and Water, Deputy Director General (Policy) in the Queensland Department of Premier and Cabinet and most recently, Deputy Director General, Fisheries and Forestry within the Queensland Department of Agriculture and Fisheries. Scott was also Chair of the Board of Directors of Sunwater Ltd and for a number of years, operated his own private consultancy. He has held numerous statutory positions including as Commissioner on the then Murray Darling Basin Commission. Scott has formal qualifications in Economics.

AFMA Commissioners – attendance at commission meetings

Five Commission meetings were held in 2019-20. The table below shows the number of meetings Commissioners attended.

Commissioner	Meetings attended
Ms Helen Kroger	5
Mr Wez Norris	5
Ms Catherine Cooper	5
Mr Brett McCallum	5
Mrs Sevaly Sen	5
Dr David Smith	5
Mr Scott Spencer	5

Executive

Role and function

The Executive is AFMA's senior management team responsible to the CEO for the effective operation and performance of the agency.

Membership

- Chief Executive Officer – Mr Wez Norris
- Executive Manager, Fisheries Management Branch – Ms Anna Willock
- General Manager, Operations Branch – Mr Peter Venslovas
- Chief Operating Officer, Corporate Services Branch – Mr John Andersen

Audit and Risk Committee

Role and function

The Audit and Risk Committee operates in line with the *Public Governance, Performance and Accountability Act 2013* and provides independent advice and assurance to CEO of the appropriateness of AFMA's:

- financial reporting including the annual audited financial statements
- performance reporting including the framework for developing, measuring and reporting
- systems of risk oversight and management including AFMA's risk management and fraud control framework
- systems of internal controls associated with – governance, risk management, compliance and business continuity management arrangements.

The charter determining the functions of AFMA's Audit and Risk Committee is located on the AFMA website [Audit and Risk Committee Charter](#). The committee held four meetings during the reporting period.

Membership

From 1 July to 31 December, the committee comprised one AFMA Commissioner and three independent members. A new committee was appointed for three years from 1 January 2020 and comprised three independent member. The members were:

Member	Qualifications, knowledge, skills or experience	Meetings attended	Remuneration
Ms Catherine Cooper 1 July – 31 December 2019	Committee Chair and Deputy Chair of the AFMA Commission	2	\$0
Mr Geoff Knuckey	Significant Board and Audit Committee experience in the private and public sector. Strong financial reporting and management skills attained through professional and management roles. Highly developed appreciation of business, financial and reputational risk and appropriate governance frameworks	4	\$300 per hour
Ms Mary Harwood	Extensive experience as a senior executive in the Commonwealth Government. Design and delivery of major government initiatives related to natural resource management. Knowledge of all aspects of program management including governance, risk oversight and management, financial control and delivery	4	\$275 per hour
Ms Kate Freebody 1 July – 31 December 2019	Financial management consulting experience in the commercial and public sector, chartered accounting background Deloitte, Ernst & Young	2	\$250 per hour

Mr Don Cross 1 January 2020 – current	Chartered accountant with extensive experience in internal audit and assurance services, financial audit services, technical skills in accounting and assurance, financial management, risk management, program management and evaluation.	2	\$275 per hour
--	--	---	----------------

Permanent Advisers

The committee has regular observers attending including:

- Mr John Andersen (Chief Operating Officer, Corporate Services Branch)
- Mr Robert Gehrig (Chief Finance Officer)
- Mr Michael Roses (Chief Information Officer)
- Mr Scott Connors (Senior Manager, Business Operational Support)
- Audit representatives from Bellchambers Barrett (AFMA's internal audit providers), Nexia (contracted external auditors) and the Australian National Audit Office.

AFMA's Business Partnership and Strategy team provides administrative support to the Audit and Risk Committee.

Research Committee

Role and function

The role of AFMA's Research Committee is to advise the AFMA Commission on the strategic directions, priorities and funding for monitoring and research relevant to meeting AFMA's information needs and objectives and review finalised research projects in terms of delivery of outputs, and outcomes, adoption/impacts and required adjustment to AFMA processes. In doing so the primary functions of the committee are to:

- review and advise on research, monitoring and assessment priorities for Commonwealth fisheries
- review AFMA's five year research plans for Commonwealth fisheries
- provide advice to the AFMA Commission on allocation of AFMA research funds
- assess research, monitoring and assessment investments for the Commonwealth fisheries for consistency with management needs.

The committee held two meetings in 2019-20.

Membership

- Mr Brett McCallum (Chair and Commissioner)
- Dr David Smith (Commissioner) – invited participant
- Mr Wez Norris (CEO)
- Ms Anna Willock (Executive Manager, Fisheries Management Branch)
- vacant (Committee Secretary)

Permanent Advisors

- Mr Ryan Murphy (Senior Manager, Policy, Environment, Economics and Research)
- Ms Yvonne Zunic (Manager, Research)

Regular Observers

The committee also invites regular observers from the following agencies and departments to attend and provide expert advice:

- Fisheries Research and Development Corporation
- Commonwealth Scientific and Industrial Research Organisation, Oceans and Atmosphere
- Commonwealth Fisheries Association
- Department of Agriculture, Water and the Environment
- Australian Bureau of Agricultural and Resource Economics and Sciences
- Persons associated with Indigenous fisheries
- Persons associated with Recreational fisheries

Strategic Delivery Committee

The Strategic Delivery Committee met throughout 2019-20 to provide Executive oversight of all AFMA significant projects. The committee uses a risk-based tiered approach to prioritise projects undertaken by the agency to ensure appropriate governance and monitoring arrangements are in place. Each project is assessed based on risk factors that weigh the alignment and impact of the project on our corporate objectives. The committee monitors resources assigned and budget impacts, to ensure that milestones/targets are met to achieve project success.

Major projects reviewed by the committee in 2019-20 included development and implementation of the AFMA ICT Strategic Plan.

The Business Operational Support team provides co-ordination and administrative support to the Strategic Delivery Committee.

Membership

- Mr John Andersen (Chair and Chief Operating Officer, Corporate Services Branch)
- Ms Anna Willock (Executive Manager, Fisheries Management Branch)
- Mr Peter Venslovas (General Manager, Fisheries Operations Branch)
- Mr Robert Gehrig (Chief Finance Officer)
- Mr Michael Roses (Chief Information Officer)
- Mr Tod Spencer (Senior Manager, National Compliance Strategy)
- Mr Scott Connors (Senior Manager, Business Operational Support)

Data and Information Governance Committee

AFMA extended the duties of its previous Information and Governance Committee to include the responsibilities of managing the agency's data management holistically within the agency. The Data and Information Management Committee is responsible for ensuring that data and information is treated as an asset and supports organisational outcomes. It ensures that risk and compliance issues are identified and addressed for as long as the data and information is required.

The committee provides a strategic oversight to managing data, information and records to reduce business risk, increase accountability, and improve operational efficiencies. The committee provides oversight to ensure data and information integrity and reliability, are searchable, accessible and that appropriate access controls are employed.

The committee provides governance and oversight on a range of initiatives to improve our data and information governance processes which are linked to the AFMA ICT Strategic Plan. The committee also considers the impacts the Government's Digital Transformation Agenda has on the agency and ensures that Whole of Government initiatives are taken into account when designing and implementing systems that involve public and stakeholders.

Existing AFMA information governance documents are being reviewed and a consultant has been engaged to develop an overarching Information Management Strategy which will provide a pathway for meeting the requirements of the Australian Government's *Digital Continuity 2020 Policy*.

Membership

- Mr John Andersen (Chair and Chief Operating Officer, Corporate Services Branch)
- Mr Michael Roses (Chief Information Officer)
- Mr Ryan Murphy (Senior Manager, Fisheries Services)
- Mr Tod Spencer (Senior Manager, National Compliance Strategy)
- Mr Thomas Kaufhold (Senior Records Management Officer and Secretariat)
- Ms Kerry Smith (Senior Manager, Foreign Compliance)

Security Governance Committee

The AFMA Security Governance Committee met quarterly during 2019-20 to consider the current security governance arrangements and the security threats and vulnerabilities to AFMA. The committee reviews our personnel, physical and information security arrangements and ensures compliance with the Protective Security Policy Framework (PSPF). In 2019-20 the committee reviewed AFMA's Security Governance hierarchy, responded to the Information Security Manual and "Essential 8" information security mitigation measures recommended by the Australian Cyber Security Centre, drafted a Data Breach Response Plan, Cyber Incident Response plan, and updated personnel security vetting procedures. In addition the committee kept informed on the Cyber Security Project to further strengthen AFMA's cyber security posture and provided input and feedback through this project where required.

This year the committee was bolstered by a partnership between AFMA and the Indigenous Cyber Security provider *Dreamtime Supply* to assist in the delivery of our PSPF obligations, focusing on cyber security.

Membership

- Mr John Andersen (Chair and Chief Operating Officer, Corporate Services Branch)
- Mr Michael Roses (Chief Information Officer)
- Mr Scott Connors (Senior Manager, Security and Property)
- Mr Dave Newton (ICT Operations Manager)
- Mr Gareth Peak (ICT Cyber Consultant and AFMA ITSA)
- Mr Ranjith Selvarajan (Network Engineer)

Appendix 2

Management Advisory Committee meetings and memberships

Management Advisory Committees are statutory committees established by AFMA under section 56 of the *Fisheries Administration Act 1991*.

The committees provide advice to AFMA and the AFMA Commission on the preparation of management arrangements, the operation of the relevant fishery and reporting to AFMA on scientific, economic and other information on the status of fish stocks, sub stocks, species (target and non-target species) and the impact of fishing on the marine environment. This advice is required to be evidence-based and address biological, economic and wider ecological factors affecting the performance of the fishery. Committee advice assists AFMA and the AFMA Commission in its role to regulate commercial fishing in Commonwealth fisheries, particularly the setting of catch limits and conditions.

The membership of Management Advisory Committees is available on AFMA's [website](#).

Tropical Tuna Management Advisory Committee

The committee met once in Sydney on 12 November 2019. A second face-to-face meeting, planned for March 2020, was postponed due to COVID-19 circumstances. The committee reviewed the existing two year total allowable commercial catch limits for the Eastern Tuna and Billfish Fishery and the existing three year Western Tuna and Billfish Fisheries total allowable commercial catches and did not recommend any changes to these for the 2020 season to the AFMA Commission.

The committee endorsed a final version of the Eastern Tuna and Billfish Fishery Management Strategy and a revised Eastern Tuna and Billfish Fishery ecological risk assessment.

The committee also:

- reviewed further development of seabird mitigation arrangements in the fishery following higher than normal interactions with protected species in some sectors of the Eastern Tuna and Billfish Fishery under the Threat Abatement Plan
- considered the outcomes of the Western and Central Pacific Fisheries Commission and Indian Ocean Tuna Commission meetings.

Great Australian Bight Management Advisory Committee

The committee met once in Melbourne during 2019-20. The committee made recommendations to the AFMA Commission in relation to total allowable catches for quota species.

The committee also:

- reviewed the Orange Roughy Rebuilding Strategy and Great Australian Bight Trawl Sector Orange Roughy Research Plan
- discussed the management of southern dogfish in the Great Australian Bight Trawl Sector, including the Upper Slope Dogfish Management Strategy Review and research projects to explore mitigation options to prevent capture of deepwater sharks
- considered the potential implications of COVID-19 on Great Australian Bight Trawl Sector operators and the wider Australian fishing and seafood industries.

Northern Prawn Management Advisory Committee

The committee postponed its annual meeting until the second half of 2020 to align with the results of key research that will enable consideration of updated harvest control rules for redleg banana prawns. The committee considered and supported the following items out-of-session during 2019-20:

- the Northern Prawn Fishery harvest strategy was amended for scampi to align the season start date with the end of the fishery's tiger prawn season
- bycatch reduction devices authorised when targeting tiger prawns were updated to ensure all authorised devices have been demonstrated through scientific trials to achieve a bycatch reduction of greater than 30 per cent compared to square mesh panels
- the Northern Prawn Fishery annual research plan was reviewed and updated to include the latest key research priorities.

Southern Bluefin Tuna Management Advisory Committee

The committee met once in 2019-20 in Canberra.

The committee discussed:

- the outcomes from the 2019 Commission for the Conservation of Southern Bluefin Tuna Operating Model and Management Procedure Technical Meeting and 24th Extended Scientific Committee meeting
- progress towards a new Management Procedure
- the total allowable catch of Southern Bluefin Tuna for the 2019-20 season and accounting for all sources of mortality.

Bass Strait Central Zone Scallop Fishery Management Advisory Committee

The committee met three times during 2019-20 via teleconference. The committee made recommendations to the AFMA Commission for the 2020 fishing season on total allowable catches for Commercial Scallop and Doughboy Scallops, closures and fishing season dates in accordance with the intent of the Bass Strait Central Zone Scallop Fishery Harvest Strategy. The committee also:

- provided advice to the AFMA Commission on the potential management implications of not undertaking the 2020 biomass survey and setting the total allowable catch for Commercial Scallop outside the Bass Strait Central Zone Scallop Fishery Harvest Strategy for a single year after AFMA received requests from industry to cancel the

2020 scallop biomass survey due to operational and health issues arising from the COVID-19 pandemic

- considered the schedule of planned seismic activity and any potential impacts for closures that were recommended for the 2020 fishing season
- provided initial advice on proposed amendments as a part of the review of the Bass Strait Central Zone Scallop Fishery Harvest Strategy
- provided advice on AFMA's proposal to collect economic data following consultation with operators and the Bass Strait Central Zone Scallop Fishery Resource Assessment Group.

South East Management Advisory Committee

The committee met twice in 2019-20, once in Canberra and once in Melbourne. The committee:

- made recommendations to the AFMA Commission on total allowable catches and effort controls for the Southern and Eastern Scalefish and Shark Fishery, the Small Pelagic Fishery and the Southern Squid Jig Fishery
- provided advice on the requirement for electronic monitoring in the Gillnet, Hook and Trap sector
- provided advice on the management of rebuilding species including blue warehou, orange roughy, school shark and upper-slope dogfish
- provided advice on the western orange roughy research plan.

Sub-Antarctic Management Advisory Committee

The committee held two meetings in 2019-20, one meeting via teleconference and one meeting in Hobart.

The committee made recommendations to the AFMA Commission on total allowable catches for Patagonian toothfish and mackerel icefish and catch limits for bycatch species in the Heard Island and McDonald Islands Fishery. The committee also made recommendations on total allowable catch for Patagonian toothfish as well as catch limits for bycatch species in the Macquarie Island Toothfish Fishery.

The committee also discussed:

- the outcomes of the 2019 meeting of the Commission for the Conservation of Antarctic Marine Living Resources
- new vessel management arrangements
- exploratory fisheries applications for the 2019/20 season.

Appendix 3

Freedom of Information reporting

Agencies subject to the Freedom of Information Act 1982 are required to publish information to the public as part of the Information Publication Scheme. This requirement is in Part II of the Freedom of Information Act 1982 and has replaced the former requirement to publish a Section 8 statement in an annual report. Each agency must display on its website a plan showing what information it publishes in accordance with the Information Publication Scheme requirements.

Information on AFMA's Freedom of Information reporting can be found on our website at afma.gov.au

Appendix 4

Work Health and Safety

AFMA recognises its responsibility and obligations as outlined in the *Work Health and Safety Act 2011*, and is committed to creating and maintaining a safe and healthy environment for all of its employees, contractors, consultants and visitors. Health and wellbeing is considered to be of utmost importance and the need to integrate health and safety into all aspects of our work, whether in the office or in the field is paramount. In 2019-20, AFMA undertook a comprehensive review of our Health and Safety Management Arrangements in consultation with all staff.

The Work Health and Safety (WHS) Committee is a joint management and staff committee that is committed to creating and maintaining a safe and healthy environment for all of its staff, contractors, consultants and visitors.

The WHS Committee:

- assists with the development, implementation, review and update of policies and procedures in relation to WHS
- reviews incident reporting
- oversees the implementation of preventive measures
- assists in the distribution and awareness of WHS information to staff.

The WHS Committee met four times during the 2019-20 financial year.

Health and Safety Initiatives

AFMA maintains a strong commitment to the health and wellbeing of all employees and visitors. During 2019-20, the agency undertook initiatives ensuring the health, safety and wellbeing of workers and achieved good health and safety outcomes as a result.

AFMA introduced strategies to assist staff to improve their wellbeing, with an emphasis on prevention and early intervention. This included revised policies, offering training, awareness sessions that coincide with significant events, such as RUOK Day, Dry July, Step-tember, Movember and Go Home on Time Day. In addition, at AFMA's annual Observer Conference held in December 2019, presentations and information sessions were held that focused on the importance of WHS management and the reporting of incidents and hazards.

As part of the agency's health and wellbeing approach, health checks and influenza vaccinations were offered to all staff. AFMA continues to provide WHS guidance to new employees through the AFMA Induction Program and all new employees are provided with information on their WHS obligations, ergonomic workstation setup and access to Work, Health and Safety Information including policies, guidelines and factsheets. We have sit-stand workstations in the Canberra office and Lakes Entrance offices and access to sit-stand workstations in the Darwin and Thursday Island offices.

As a result of the COVID-19 pandemic, all AFMA staff were required to work from home from 30 March 2020. In supporting the health and wellbeing of its workers to work remotely, support was provided to all individuals including access to information on undertaking home based workstation assessments, providing ergonomic equipment (if required) and keeping staff updated and informed via a dedicated COVID-19 intranet site. Further to this, the dedicated COVID-19 intranet site provided information, guidance and support on information technology, working remotely and leave arrangements. During the pandemic regular updates were provided by the AFMA Executive through a number of forums including all

staff meetings and ‘Weekly Wrap’ updates. AFMA’s information technology capability made connection and engagement with staff readily accessible and highly effective.

In addition, the establishment of a Health and Wellbeing Hub as part of the AFMA COVID-19 intranet site including a range of resources to assist staff in supporting their mental health and wellbeing through the pandemic. The Health and Wellbeing Hub includes information on AFMA’s employee assistance program, flu vaccinations, online mental health training, meditation, mindfulness, exercise and mental health fact sheets from Comcare, Beyond Blue and R U OK. AFMA also established a social channel *Campfire* on the intranet to support staff during isolation.

Incidents and Hazards

AFMA is required under the *Work Health and Safety Act 2011* to create and maintain a safe and healthy work environment for all workers and record WHS data relating to incidents and hazards. In 2019-20 AFMA recorded 10 incidents relating to accidents or near-misses (see Figure 2). This rate has decreased from 26 in 2018-19. Majority of the incidents recorded occurred in the first half of the 2019-20 financial year. One of the key factors contributing to the reduction of incidents at sea and office based incidents and hazards could be attributed to the pandemic that resulted in field based activities being suspended and all staff working remotely. Another key factor was the agency’s continued focus on prevention and early intervention program.

The agency monitors and assesses all incidents and hazards and reports to the AFMA Commission and the WHS Committee. Where identified, modifications and changes to work practices and training and awareness programs are implemented.

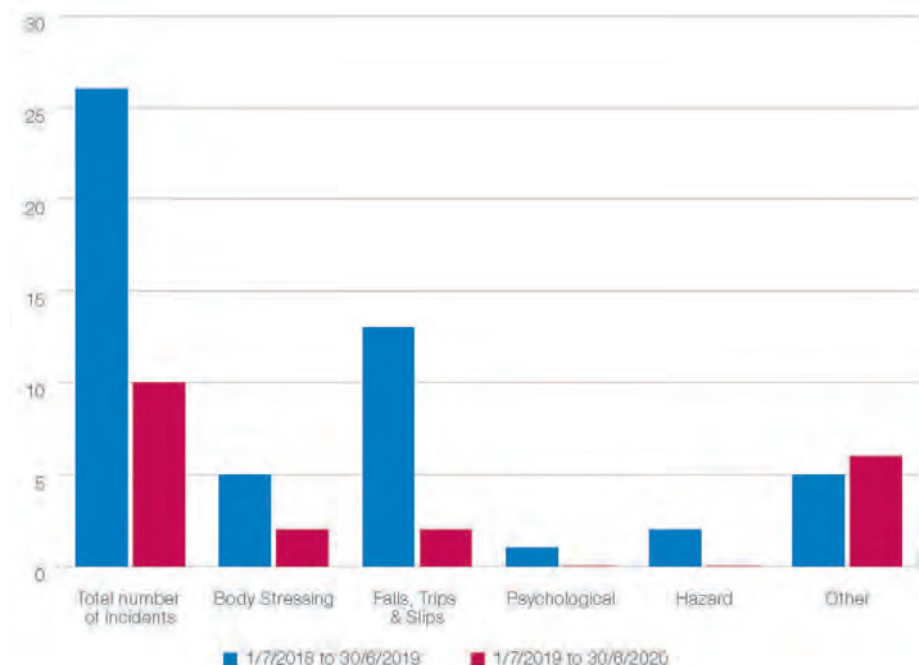


Figure 2: AFMA Work Health and Safety incidents reports comparison

Notifiable Incidents in 2019-20

In accordance with the *Work Health and Safety Act 2011*, AFMA is required to report 'notifiable incidents' to Comcare. A notifiable incident can include: death of a person; serious injury or illness, or a dangerous incident which arises out of AFMA conducting its business.

In 2019-20 there were no incidents that were required to be notified to Comcare that fell within the definition of a Dangerous Occurrence under the Work Health and Safety legislation.

Appendix 5

Ecologically sustainable development and environmental performance

Legislation according with Ecological Sustainable Development Principles

AFMA's implementation of the ecological component of ecologically sustainable development is based on ecosystem elements relating to:

- target and by-product species
- bycatch
- threatened, endangered and protected species
- habitats and ecological communities.

To support and implement an ecologically sustainable development approach, we draw upon ecological risk assessments for each Commonwealth fishery. Ecological risk assessments involve a number of methods, including comprehensive qualitative and quantitative analyses. This approach screens out low risk activities, focusing on higher actual and potential risks within Commonwealth fisheries.

The results of these risk assessments for each fishery are consolidated into a priority list upon which an ecological risk management strategy is focused. A detailed ecological risk management strategy for each AFMA managed fishery has been prepared, clearly identifying how each species or group of species will be managed.

AFMA is transitioning to a Fisheries Management Strategy reporting framework where, on a fishery by fishery basis, all of the relevant parts of our strategies and management arrangements are compiled into a comprehensive document about each fishery. These Fisheries Management Strategies will be used for reporting purposes.

AFMA has completed and published ecological risk management reports for all Commonwealth fisheries to address identified fishing risks. The number of species remaining at high potential risk across all Commonwealth fisheries is 87, which is 4.3 per cent of all species assessed. It is expected that the number of "potential high risk" fisheries will reduce in some fisheries as they are reassessed under the revised Ecological Risk Assessment methodology using improved information gathered through increased observer coverage and the introduction of e-monitoring.

Outcome contributing to Ecological Sustainable Development

AFMA's outcomes are directed at Commonwealth fisheries being ecologically sustainable, improving the net economic returns from Commonwealth fisheries and managing efficiently and effectively.

This approach reflects our commitment to pursuing management of Commonwealth fisheries in accordance with our legislative objectives and in partnership with others who also have an interest in sustainable management.

Effect of actions on the environment

All of AFMA's managed fisheries are currently accredited under three parts of the *Environment Protection and Biodiversity Conservation Act 1999*.

Part 10 of the Act requires that all Commonwealth and Torres Strait Fisheries must be strategically assessed before a management plan is determined (Section 148) or where a determination is made that a management plan is not required for a Commonwealth fishery (Section 149). If a management plan is amended or replaced, or management arrangements change significantly in a fishery without a management plan, then a further assessment is required (Section 152). If a management plan remains unchanged no further strategic assessment is required. This process involves assessment of the impact of the fishery on matters of national environmental significance with particular emphasis on the impact on the Commonwealth marine environment. Without this approval a management plan cannot take effect.

Part 13 of the Act defines a number of offences in relation to listed threatened species and ecological communities, and also provides for accreditation of management plans or regimes (Sections 208A, 222A, 245, 265). The effect of accreditation is that certain actions are not offences if they are carried out in accordance with management plans or regimes. There is no requirement to remake the accreditation decisions unless the management plans or regimes change. These accreditations impose a requirement on fishers to report any interactions with protected species to AFMA through our logbooks, which we in turn provide regular reports to the Department of Agriculture, Water and the Environment on fishers' behalf, thus reducing unnecessary duplication of reporting.

Part 13A of the Act covers the international movement of wildlife specimens. It provides for controls over the movement of regulated native specimens that are not on the list of exempt native specimens. Currently products from all assessed Commonwealth fisheries are on the list of exempt native specimens, although some are subject to the condition that the listing applies only while a wildlife trade operation is in force. This allows exports of marine species to be carried out while ensuring that they have been taken sustainably.

Actions to minimise impact on the environment

We take an ecosystem-based approach to fisheries management to minimise the impact of commercial fisheries on the marine environment. The Ecological Risk Management Policy, and accompanying Ecological Risk Management Guide, provide a science and evidence based structure for managing the impact of fishing on the marine environment. The framework uses Ecological Risk Assessment for the Effects of Fishing as the primary means of assessing the risks that fisheries may pose and provides a mechanism for the identification and management of any identified risks. Revised methodologies in the Ecological Risk Assessment for the Effects of Fishing framework are being applied to fisheries as they are reassessed. The results of these assessments are reported in the performance section.

Mechanisms for reviewing

A number of mechanisms exist for reviewing the effect of fishing on the environment.

AFMA reviewed its Ecological Risk Management Framework and the Commission approved the Ecological Risk Management Guide and Ecological Risk Management Policy in April and June 2017 respectively. AFMA also regularly reviews individual elements of the Ecological Risk Management Framework through the Ecological Risk Management Steering Committee. This group of expert risk assessment fisheries scientists and fishery managers is tasked with providing strategic advice to the AFMA Commission and AFMA Management on the direction, development, coordination and implementation of AFMA's risk management framework.

We are also subject to reassessment of all its fisheries under Part 13A of the *Environmental Protection and Biodiversity Conservation Act 1999*. The Department of Environment, Water and Environment undertake the reassessments on a regular basis, ranging from a ten year review cycle for fisheries granted exemptions to a more regular review process for fisheries granted wildlife trade operations.

Appendix 6

Disability Reporting

Since 1994, Commonwealth non-corporate entities have reported on their performance as policy adviser, purchaser, employer, regulator and provider under the Commonwealth Disability Strategy. In 2007-08, reporting on the employer role was transferred to the Australian Public Service Commission's State of the Service Report and the Australian Public Service Statistical Bulletin. These reports are available at the [Australian Public Service Commission](#) website. From 2010-11, entities have no longer been required to report on these functions.

The Commonwealth Disability Strategy has been overtaken by the National Disability Strategy 2010-2020, which sets out a ten year national policy framework to improve the lives of people with disability, promote participation and create a more inclusive society. A high level two-yearly report will track progress against each of the six outcome areas of the Strategy and present a picture of how people with disability are faring. Details of the strategy and associated reports can be found at the [Department of Social Services](#) website.

Appendix 7

Consultancy Services

During 2019-20, 26 new consultancy contracts were entered into and this resulted in expenditure of \$2.063 million for the period. In addition, 28 ongoing consultancy contracts were active during 2019-20 resulting in expenditure of \$3.327 million.

All consultancy contracts entered into by AFMA above the value of \$10 000 are available via the [Austender](#) website.

Selection and engagement of consultants

The majority of consultancy services engaged during the 2019-20 were for fisheries research purposes. The selection and engagement of research consultants was primarily conducted through a limited tender because of the small pool of qualified vendors for these specific services.

Appendix 8

Procurement and Small Business

AFMA supports small business participation in the Commonwealth Government procurement market. Small and medium enterprises and small enterprise participation statistics are available on the [Department of Finance's website](#)

How AFMA's procurement practices support small and medium enterprises

As a government organisation that interfaces with many small and medium enterprises as part of our daily engagement with the fishing industry and broader community, AFMA has procurement policies that do not unfairly discriminate against small and medium enterprises and provide appropriate opportunities for small and medium enterprises to compete. AFMA's procurement policies specifically stipulate that officials should consider in the procurement process, value for money:

- the benefits of doing business with competitive small and medium enterprises when specifying requirements and evaluating value for money
- barriers to entry, such as costly preparation of submissions, that may prevent small and medium enterprises from competing
- small and medium enterprises capabilities and their commitment to local or regional markets
- the potential benefits of having a larger, more competitive supplier base.

Appendix 9

Total Resources and Total Payments

	Actual available appropriation 2019-20 \$'000	Payments made 2019-20 \$'000	Balance remaining 2019-20 \$'000
Ordinary annual services			
Departmental appropriation			
Departmental appropriation	30,679	30,679	-
s. 74 Retained revenue receipts	-	-	-
Total	30,679	30,679	-
Administered expenses			
Outcome 1	5,588	700	4,888
Total	5,588	700	4,888
Total ordinary annual services	A 36,267	31,379	4,888
Special Accounts			
Opening balance	8,959		
Appropriation receipts	30,679		
Non-appropriation receipts to Special Accounts	9,821		
Payments made		38,853	
Total Special Accounts	B 49,459	38,853	10,606
Total resourcing and payments (A+B)	85,726	70,232	15,494
Less appropriations drawn from annual or special appropriations above and credited to special accounts and/or payments to corporate entities through annual appropriations	(30,679)	(30,679)	-
Total net resourcing for AFMA	55,047	39,553	15,494

Note: Departmental receipts and payments are made through the AFMA special account. All figures are GST exclusive.

Appendix 10

Expenses by Outcomes

Outcome 1: Ecologically sustainable and economically efficient Commonwealth fisheries, through understanding and monitoring Australia's marine living resources and regulating and monitoring commercial fishing, including domestic licensing and deterrence of illegal foreign fishing.	2019-20 Budget	2019-20 Actual expenses	2019-20 Variance
	\$'000	\$'000	\$'000
Programme 1.1: Australian Fisheries Management Authority	(a)	(b)	(a) - (b)
Administered expenses			
Ordinary annual services (Appropriation Bill No. 1)	5,588	335	5,253
Departmental expenses			
Departmental appropriation ¹	22,263	20,305	1,958
Special appropriation	-	10,334	(10,334)
Special accounts	14,520	14,602	(82)
Expenses not requiring appropriation in the budget year ²	1,573	1,837	(264)
Total for Programme 1.1	43,944	47,413	(3,469)
Outcome 1 Totals by appropriation type			
Administered expenses			
Ordinary annual services (Appropriation Bill No. 1)	5,588	335	5,253
Departmental expenses			
Departmental appropriation ¹	22,263	20,305	1,958
Special appropriation	-	10,334	(10,334)
Special accounts	14,520	14,602	(82)
Expenses not requiring appropriation in the budget year ²	1,573	1,837	(264)
Total expenses for Outcome 1	43,944	47,413	(3,469)
Average staffing level (number)	177	151	26

1. Departmental appropriation combines "Ordinary annual services (Appropriation Bill No. 1)" "Retained Revenue Receipts under s74 of the PGPA Act 2013".

2. Expenses not requiring appropriation in the Budget year' is made up of depreciation expense and amortisation expense for both Departmental and Administered items.

Note: Departmental appropriation splits and totals are indicative estimates and may change in the course of the budget year as government priorities change.

Appendix 11

Key Management Personnel Remuneration

During the reporting period ended 30 June 2020, AFMA had 10 executives who meet the definition of key management personnel.

The table below provides disaggregated information disclosed in Note 5.2 Key Management Personnel Remuneration in AFMA's 2019-20 financial statements.

Key Management Personnel	Position	Term as KMP	Short Term Benefits			Post-employment Benefits	Other long-term benefits		Termination benefits	Total remuneration
			Base salary	Other benefits & allowances	Bonuses		Long service leave	Other long-term benefits		
Wez Norris	Chief Executive Officer	Full year	382,264	-	-	53,152	9,277	-	444,693	
Anna Willock	Executive Manager	Full year	275,023	-	-	42,139	6,714	-	323,876	
Peter Venslovas	General Manager	Full year	217,580	173	-	39,927	5,469	-	263,149	
John Andersen	Chief Operating Officer	Full year	225,956	172	-	46,090	5,745	-	277,962	
Helen Kroger	Commissioner (Chair)	Full year	77,967	-	-	12,007	-	-	89,974	
Catherine Cooper	Commissioner	Full year	38,984	-	-	6,003	-	-	44,987	
Brett McCallum	Commissioner	Full year	38,984	-	-	6,003	-	-	44,987	
Scott Spencer	Commissioner	Full year	38,984	-	-	6,003	-	-	44,987	
Sevaly Sen	Commissioner	Full year	38,984	-	-	6,003	-	-	44,987	
David Smith	Commissioner	Full year	38,984	-	-	6,069	-	-	45,052	
			1,373,708	344	-	223,398	27,205	-	1,624,655	

Notes:

1. The remuneration of the AFMA Chief Executive and AFMA Commissioners is made under the sub-section 7(3) and 7(4) of the Remuneration Tribunal Act 1973

PART 7 GLOSSARY AND INDEXES

List of Requirements - non-corporate Commonwealth entities

PGPA Rule Reference	Part of Report (page)	Description	Requirement
17AD(g)	Letter of transmittal		
17AI	vi	A copy of the letter of transmittal signed and dated by accountable authority on date final text approved, with statement that the report has been prepared in accordance with section 46 of the Act and any enabling legislation that specifies additional requirements in relation to the annual report.	Mandatory
17AD(h)	Aids to access		
17AJ(a)	iii	Table of contents.	Mandatory
17AJ(b)	154	Alphabetical index.	Mandatory
17AJ(c)	149	Glossary of abbreviations and acronyms.	Mandatory
17AJ(d)	145	List of requirements.	Mandatory
17AJ(e)	ii	Details of contact officer.	Mandatory
17AJ(f)	ii	Entity's website address.	Mandatory
17AJ(g)	ii	Electronic address of report.	Mandatory
17AD(a)	Review by accountable authority		
17AD(a)	1	A review by the accountable authority of the entity.	Mandatory
17AD(b)	Overview of the entity		
17AE(1)(a)(i)	8	A description of the role and functions of the entity.	Mandatory
17AE(1)(a)(ii)	10	A description of the organisational structure of the entity.	Mandatory
17AE(1)(a)(iii)	12	A description of the outcomes and programmes administered by the entity.	Mandatory
17AE(1)(a)(iv)	12	A description of the purposes of the entity as included in corporate plan.	Mandatory
17AE(1)(aa)(i)	12	Name of the accountable authority or each member of the accountable authority.	Mandatory
17AE(1)(aa)(ii)	12	Position of the accountable authority or each member of the accountable authority.	Mandatory
17AE(1)(aa)(iii)	143	Period as the accountable authority or member of the accountable authority within the reporting period.	Mandatory
17AE(1)(b)	8	An outline of the structure of the portfolio of the entity.	Portfolio departments - mandatory
17AE(2)	n/a	Where the outcomes and programs administered by the entity differ from any Portfolio Budget Statement, Portfolio Additional Estimates Statement or other portfolio estimates statement that was prepared for the entity for the period, include details of variation and reasons for change.	If applicable, Mandatory
17AD(c)	Report on the Performance of the entity		
	Annual performance Statements		
17AD(c)(i); 16F	12-32	Annual performance statement in accordance with paragraph 39(1)(b) of the Act and section 16F of the Rule.	Mandatory

17AD(c)(ii)	Report on Financial Performance		
17AF(1)(a)	83	A discussion and analysis of the entity's financial performance.	Mandatory
17AF(1)(b)	141	A table summarising the total resources and total payments of the entity.	Mandatory
17AF(2)	n/a	If there may be significant changes in the financial results during or after the previous or current reporting period, information on those changes, including: the cause of any operating loss of the entity; how the entity has responded to the loss and the actions that have been taken in relation to the loss; and any matter or circumstances that it can reasonably be anticipated will have a significant impact on the entity's future operation or financial results.	If applicable, Mandatory.
17AD(d)	Management and Accountability Corporate Governance		
17AG(2)(a)	vi	Information on compliance with section 10 (fraud systems).	Mandatory
17AG(2)(b)(i)	vi	A certification by accountable authority that fraud risk assessments and fraud control plans have been prepared.	Mandatory
17AG(2)(b)(ii)	vi	A certification by accountable authority that appropriate mechanisms for preventing, detecting incidents of, investigating or otherwise dealing with, and recording or reporting fraud that meet the specific needs of the entity are in place.	Mandatory
17AG(2)(b)(iii)	vi	A certification by accountable authority that all reasonable measures have been taken to deal appropriately with fraud relating to the entity.	Mandatory
17AG(2)(c)	70	An outline of structures and processes in place for the entity to implement principles and objectives of corporate governance.	Mandatory
17AG(2)(d) – (e)	74	A statement of significant issues reported to Minister under paragraph 19(1)(e) of the Act that relates to non-compliance with Finance law and action taken to remedy non-compliance.	If applicable, Mandatory
	Audit Committee		
17AG(2A)(a)	125	A direct electronic address of the charter determining the functions of the entity's audit committee.	Mandatory
17AG(2A)(b)	125	The name of each member of the entity's audit committee.	Mandatory
17AG(2A)(c)	125	The qualifications, knowledge, skills or experience of each member of the entity's audit committee.	Mandatory
17AG(2A)(d)	125	Information about the attendance of each member of the entity's audit committee at committee meetings.	Mandatory
17AG(2A)(e)	125	The remuneration of each member of the entity's audit committee.	Mandatory
	External Scrutiny		
17AG(3)	69	Information on the most significant developments in external scrutiny and the entity's response to the scrutiny.	Mandatory
17AG(3)(a)	69	Information on judicial decisions and decisions of administrative tribunals and by the Australian Information Commissioner that may have a significant effect on the operations of the entity.	If applicable, Mandatory
17AG(3)(b)	69	Information on any reports on operations of the entity by the Auditor-General (other than report under section 43 of the Act), a Parliamentary Committee, or the Commonwealth Ombudsman.	If applicable, Mandatory
17AG(3)(c)	n/a	Information on any capability reviews on the entity that were released during the period.	If applicable, Mandatory
	Management of Human Resources		
17AG(4)(a)	76-80	An assessment of the entity's effectiveness in managing and developing employees to achieve entity objectives.	Mandatory
17AG(4)(aa)	80-82	Statistics on the entity's employees on an ongoing and non-ongoing basis, including the following: (a) statistics on full-time employees;	Mandatory

		(b) statistics on part-time employees; (c) statistics on gender; (d) statistics on staff location.	
17AG(4)(b)	80-82	Statistics on the entity's APS employees on an ongoing and non-ongoing basis; including the following: Statistics on staffing classification level; Statistics on full-time employees; Statistics on part-time employees; Statistics on gender; Statistics on staff location; Statistics on employees who identify as Indigenous.	Mandatory
17AG(4)(c)	78	Information on any enterprise agreements, individual flexibility arrangements, Australian workplace agreements, common law contracts and determinations under subsection 24(1) of the <i>Public Service Act 1999</i> .	Mandatory
17AG(4)(c)(i)	78	Information on the number of SES and non-SES employees covered by agreements etc identified in paragraph 17AG(4)(c).	Mandatory
17AG(4)(c)(ii)	82	The salary ranges available for APS employees by classification level.	Mandatory
17AG(4)(c)(iii)	82	A description of non-salary benefits provided to employees.	Mandatory
17AG(4)(d)(i)	n/a	Information on the number of employees at each classification level who received performance pay.	If applicable, Mandatory
17AG(4)(d)(ii)	n/a	Information on aggregate amounts of performance pay at each classification level.	If applicable, Mandatory
17AG(4)(d)(iii)	n/a	Information on the average amount of performance payment, and range of such payments, at each classification level.	If applicable, Mandatory
17AG(4)(d)(iv)	n/a	Information on aggregate amount of performance payments.	If applicable, Mandatory
Assets Management			
17AG(5)	n/a	An assessment of effectiveness of assets management where asset management is a significant part of the entity's activities.	If applicable, Mandatory
Purchasing			
17AG(6)	74	An assessment of entity performance against the <i>Commonwealth Procurement Rules</i> .	Mandatory
Consultants			
17AG(7)(a)	140	A summary statement detailing the number of new contracts engaging consultants entered into during the period; the total actual expenditure on all new consultancy contracts entered into during the period (inclusive of GST); the number of ongoing consultancy contracts that were entered into during a previous reporting period; and the total actual expenditure in the reporting year on the ongoing consultancy contracts (inclusive of GST).	Mandatory
17AG(7)(b)	140	A statement that <i>"During [reporting period], [specified number] new consultancy contracts were entered into involving total actual expenditure of \$[specified million]. In addition, [specified number] ongoing consultancy contracts were active during the period, involving total actual expenditure of \$[specified million]"</i> .	Mandatory
17AG(7)(c)	140	A summary of the policies and procedures for selecting and engaging consultants and the main categories of purposes for which consultants were selected and engaged.	Mandatory
17AG(7)(d)	140	A statement that <i>"Annual reports contain information about actual expenditure on contracts for consultancies. Information on the value of contracts and consultancies is available on the AusTender website."</i>	Mandatory
Australian National Audit Office Access Clauses			
17AG(8)	75	If an entity entered into a contract with a value of more than \$100 000 (inclusive of GST) and the contract did not provide the Auditor-General with access to the contractor's premises,	If applicable, Mandatory

		the report must include the name of the contractor, purpose and value of the contract, and the reason why a clause allowing access was not included in the contract.	
	Exempt contracts		
17AG(9)	75	If an entity entered into a contract or there is a standing offer with a value greater than \$10 000 (inclusive of GST) which has been exempted from being published in AusTender because it would disclose exempt matters under the FOI Act, the annual report must include a statement that the contract or standing offer has been exempted, and the value of the contract or standing offer, to the extent that doing so does not disclose the exempt matters.	If applicable, Mandatory
	Small business		
17AG(10)(a)	140	A statement that <i>"[Name of entity] supports small business participation in the Commonwealth Government procurement market. Small and Medium Enterprises (SME) and Small Enterprise participation statistics are available on the Department of Finance's website."</i>	Mandatory
17AG(10)(b)	140	An outline of the ways in which the procurement practices of the entity support small and medium enterprises.	Mandatory
17AG(10)(c)	n/a	If the entity is considered by the Department administered by the Finance Minister as material in nature-a statement that <i>"[Name of entity] recognises the importance of ensuring that small businesses are paid on time. The results of the Survey of Australian Government Payments to Small Business are available on the Treasury's website."</i>	If applicable, Mandatory
	Financial Statements		
17AD(e)	87-122	Inclusion of the annual financial statements in accordance with subsection 43(4) of the Act.	Mandatory
	Executive Remuneration		
17AD(da)	143-144	Information about executive remuneration in accordance with Subdivision C of Division 3A of Part 2-3 of the Rule.	Mandatory
	Other Mandatory Information		
17AH(1)(a)(i)	75	If the entity conducted advertising campaigns, a statement that <i>"During [reporting period], the [name of entity] conducted the following advertising campaigns: [name of advertising campaigns undertaken]. Further information on those advertising campaigns is available at [address of entity's website] and in the reports on Australian Government advertising prepared by the Department of Finance. Those reports are available on the Department of Finance's website."</i>	If applicable, Mandatory
17AH(1)(a)(ii)	75	If the entity did not conduct advertising campaigns, a statement to that effect.	If applicable, Mandatory
17AH(1)(b)	75	A statement that <i>"Information on grants awarded by [name of entity] during [reporting period] is available at [address of entity's website]."</i>	If applicable, Mandatory
17AH(1)(c)	138	Outline of mechanisms of disability reporting, including reference to website for further information.	Mandatory
17AH(1)(d)	132	Website reference to where the entity's Information Publication Scheme statement pursuant to Part II of FOI Act can be found.	Mandatory
17AH(1)(e)	n/a	Correction of material errors in previous annual report.	If applicable, mandatory
17AH(2)	12-65	Information required by other legislation – <i>Fisheries Administration Act 1991</i>	Mandatory

Glossary

Australian Fishing Zone

Under the Fisheries Management Act 1991, the Australian fishing zone means:

(a) the waters adjacent to Australia within the outer limits of the exclusive economic zone adjacent to the coast of Australia; and

(b) the waters adjacent to each external territory within the outer limits of the exclusive economic zone adjacent to the coast of the external Territory;

but does not include:

- coastal waters of, or waters within the limits of, a State or internal Territory; or
- waters that are excepted waters.

Biomass

Total weight of a stock or a component of a stock.

Biomass limit reference point

The point beyond which the risk to the stock is regarded as unacceptably high.

Bycatch

Species taken incidentally in a fishery where other species are the target, and which are always discarded.

Byproduct

Any part of the catch that is kept or sold by the fisher but is not the target species.

Demersal

Found on or near the sea floor (c.f. Pelagic).

Discard

Any part of the catch returned to the sea, whether dead or alive.

Effort

A measure of the resources used to harvest a fishery's stocks. The measure of effort appropriate for a fishery depends on the methods used and the management arrangements. Common measures include the number of vessels, the number of hooks set or the number of fishing days.

Electronic monitoring

Electronic monitoring uses sensors and cameras to monitor and record information on fishing activity in a targeted way. Sensor data and video footage is analysed retrospectively to provide information and verify logbooks according to the needs identified for that fishery.

Fisheries Management Act 1991

One of the two main pieces of legislation (along with the *Fisheries Administration Act 1991*) that detail AFMA's responsibilities and powers.

Fishing concession

A Statutory Fishing Right, or a fishing permit, or a foreign fishing boat licence granted under the provisions of the Fisheries Management Act 1991.

Fishing permit

A type of fishing concession granted under Section 32 of the Fisheries Management Act 1991 to a person, authorising the use of a specified Australian boat by that person, or a person acting on that person's behalf, for fishing in a specified area of the Australian Fishing Zone or a specified fishery for specified species, using specified equipment.

Fishing season

The period during which a fishery can be accessed by fishers.

Gillnet

Type of passive fishing gear consisting of panels of net held vertically in the water column, in contact with the seabed, such that fish attempting to swim through the net are entangled. The mesh size of the net determines the size range of fish caught, as smaller fish can swim through the meshes and larger fish are not enmeshed.

GoFish

GoFish is AFMA's online business facility for fishers to submit their applications, view their record of fishing concessions as held by us, keep their contact details up to date, view quota and catch information, receive messages from AFMA and monitor progress of applications lodged with AFMA.

Harvest strategy

Strategy outlining how the catch in a fishery will be adjusted from year to year depending on the size of stock, the economic or social conditions of the fishery, conditions of other interdependent stocks or species, and uncertainty of biological knowledge. Well-managed fisheries have an unambiguous (explicit and quantitative) harvest strategy that is robust to the unpredictable biological fluctuations to which the stock may be subject.

Incidental catch

Any part of the catch that is not the target species, including bycatch and by-product.

Individual transferable quotas

Individual portions of a total allowable catch – units of quota – that allow the holder to catch that portion of the total allowable catch each season. The weight value of the individual transferable quotas changes in proportion to changes in the total allowable catch set for a species each season.

Individual transferable quotas are fully tradeable and can be sold or leased to other fishers.

Key commercial species

A species that is, or has been, specifically targeted and is, or has been, a significant component of a fishery.

Logbook

Official record of catch-and-effort data completed by fishers. In many fisheries, a licence condition makes the return of logbooks mandatory.

Longline

Fishing gear in which short lines (branch lines or droppers) carrying hooks are attached to a longer main line at regular intervals. Pelagic longlines are suspended horizontally at a predetermined depth with the help of surface floats. The main lines can be as long as 100 kilometres and have several thousand hooks. Droppers on demersal longlines (set at the seabed with weights) are usually more closely spaced.

Maximum economic yield

The sustainable catch or effort level for a commercial fishery that allows net economic returns to be maximised. Note that for most practical discount rates and fishing costs maximum economic yield will imply that the equilibrium stock of fish is larger than that associated with maximum sustainable yield. In this sense maximum economic yield is more environmentally conservative than maximum sustainable yield and should in principle help protect the fishery from unfavourable environmental impacts that may diminish the fish population.

Maximum sustainable yield

The maximum average annual catch that can be removed from a stock over an indefinite period under prevailing environmental conditions.

Memorandum of Understanding (MOU) box

The area of the Australian Fishing Zone where traditional fishing by Indonesian nationals is permitted.

Nautical mile

A unit of distance derived from the angular measurement of one minute of arc of latitude, but standardised by international agreement as 1852 metres.

Net economic returns

A fishery net economic returns over a particular period are equal to fishing revenue less fishing costs.

Non target species

Species that are unintentionally taken by a fisher or not routinely assessed for fisheries management. See also Bycatch.

Offshore Constitutional Settlement

An agreement between one or more states and the Australian Government giving individual or joint jurisdiction for a particular fishery that is in both coastal waters and the Australian Fishing Zone.

When no Offshore Constitutional Settlement agreement has been reached, the fishery remains under the jurisdiction of the state out to three nautical miles, and of the Australian Government from three nautical miles to 200 nautical miles.

Output controls

Restrictions imposed on the quantity of fish that can be taken from a fishery within a specified period of time. This can be by either a competitive total allowable catch or a total allowable catch allocated to participants as individual transferable quotas.

Overfished

A fish stock with a biomass below the biomass limit reference point. 'Not overfished' implies that the stock is not below the threshold, and is now used in place of the status classification of 'fully fished' or 'underfished'.

Overfishing

A fish stock that is subject to fishing mortality that exceeds the fishing mortality reference point.

Pelagic fish

Inhabiting surface waters rather than the sea floor: usually applied to free swimming species such as tunas and sharks.

Precautionary principle

A principle asserting that a degree of scientific uncertainty should not be used as a reason for postponing measures to prevent environmental degradation in situations where there are threats of serious or irreversible environmental damage.

Quota

Amount of catch allocated to a fishery as a whole (total allowable catch) or to an individual fisher or company (individual transferable quota).

Quota management

A method of management based on output controls that allocates the total allowable catch among eligible operators as shares in the annual total allowable catch.

Reference point

An indicator of the level of fishing (or stock size), used as a benchmark for interpreting the results of an assessment.

Statutory Fishing Rights

Rights granted under Section 21 of the Fisheries Management Act 1991. The nature of Statutory Fishing Rights in a fishery is detailed in the plan of management that creates those rights. A Statutory Fishing Right may be a right to use a boat, a unit of fishing gear or a quantity of catch, or other rights as identified in the management plan.

Species

Members of a species of fish that can breed with one another and produce fertile (capable of reproducing) offspring. In this way, a species maintains its 'separateness' from other species; for example, the yellowfin tuna and bigeye tuna are two distinct tuna species whereas the general term 'tuna' includes all tuna species.

Stock

A functionally discrete population of a species that is largely distinct from other populations of the same species. Such a population may be regarded as a separate entity for management or assessment purposes. Some species form a single stock (e.g. southern bluefin tuna) while others form several stocks (e.g. albacore tuna in the Pacific Ocean are divided up into separate Northern Pacific and Southern Pacific stocks).

Targeting

Fishing selectively for particular species or sizes of fish.

Target species

The species being actively sought by fishers.

Torres Strait Protected Zone Joint Authority

An authority comprising the Parliamentary Secretary to the Minister of Agriculture and Water Resources (Chairperson), the Queensland Minister for Agriculture, Fisheries and Forestry and the Chair of the Torres Strait Regional Authority. The authority is responsible for monitoring the condition of the jointly managed fisheries in the Torres Strait and the formulation of policies and plans for their management.

Total allowable catch

The amount of fish of a particular species that can be taken from a fishery in a prescribed period. Total allowable catches are set for fish species managed either through individual transferable quotas or through competitive total allowable catches.

Uncertain

Status of a fish stock for which there is inadequate or inappropriate information to make a reliable assessment.

Undercatch and overcatch

Undercatch and overcatch provide for 'carry over' or 'carry under' of an amount of end of season quota between fishing seasons thereby allowing fishers the flexibility to catch a certain amount of fish over or under their quota, and debit or credit this to or from the following season's quota.

Vessel monitoring system

Electronic device that transmits the identity and location of a vessel.

Index

A

Aboriginal and Torres Strait Islander employees, 78, 84
 accidents and incidents, workplace, 136–137
 Accountable Authority statement, 12
 act of grace payments, 85
 advertising campaigns, 77
 AFMA at a glance, 7
 AFMA's *Enterprise Agreement 2016*, 79–80
 Agency Data Capture project, 28–29, 75–76
 feature story, 33
 analysis of performance by corporate goal, 1–3, 16, 18–19, 20–26, 28–33
 Annual Operational Plan, 72
 annual performance statement, 12–33
 overview, 13–14
 quality assurance audit, 70
 Application Programming Interfaces, 28, 33, 75
 APS Values and Code of Conduct, 80
 aquaculture broodstock, demand for, 45
 Aquarium Sector Harvest Strategy, 39
 Arrow Squid Fishery Harvest Strategy, 55
 Assistance for Severely Affected Regions (Special Appropriation) (Coronavirus Economic Response Package) Bill 2020, 85
 Assistant Minister for Forestry and Fisheries, 6, 8
 Audit and Risk Committee, 70, 71, 73, 76
 membership and remuneration, 127–128
 permanent advisors, 127
 role and function, 127
 Auditor-General, access clause, 77
 AusTender, 77, 141
 Australia–France Cooperative Agreement, 25
 Australian Border Force, 21, 24
 Australian Bureau of Agricultural and Resource Economics and Sciences (ABARES), 18, 35, 44, 57, 66, 129
 Fishery Status Reports 2020, 1, 35
 Australian Cyber Security Centre, 70, 75
 Essential Eight mitigating strategies, 70, 130
 Australian Exclusive Economic Zone, 24, 25
 Australian Fishing Zone, 6, 8, 20, 24–25, 75
 Australian National Audit Office, 71
 independent audit report, 87–88
 Australian Public Service Employee Census, 79
 Australian Sea Lions, risk assessment, 16
 Australian Society for Fish Biology
 Conference, participation in, 31

B

Bass Strait Central Zone Scallop Fishery, 2
 estimated catch, 37
 performance report, 37–38
 status of stock, 37–38
 Bass Strait Central Zone Scallop Fishery Harvest Strategy, 37
 Bass Strait Central Zone Scallop Fishery Management Advisory Committee, 132–133
Bass Strait Central Zone Scallop Fishery Management Plan 2002, 37
 Bellchambers Barrett, internal auditors, 70
 bilateral operations, 25
 biological material, disposal restrictions, 16, 34, 54
 boat inspections, 21, 26
 desktop audits, 3, 21
 bullying and harassment prevention training, 80
 Business Continuity Plan, 3, 74
 bycatch management, 1, 21, 22, 34, 137
 Heard Island and McDonald Islands Fishery, 62–63
 Northern Prawn Fishery, 44
 reporting, 14, 15, 16, 53
 Small Pelagic Fishery, 49
 Southern and Eastern Scalegfish and Shark Fishery, 53–54
 see also Commonwealth Bycatch Policy
 bycatch mishandling, 21, 22; *see also* bycatch management
 bycatch policy; *see* Commonwealth Bycatch Policy

C

Campfire (intranet social channel), 79, 136
 capacity development, regional, 6, 8, 24, 25, 26
 Catch Disposal Records, 22, 35
 digital submission, 29, 33, 75
 Chairman's review, 1–6
 Chief Executive Officer
 as accountable authority, 12, 69
 remuneration, 145–146
 review, 1–6
 role and responsibilities, 69
 classification, staff, 82–84
 client service charter, 9, 32
 climate change, impact on fisheries, 1–2, 56–57
 Close-Kin Mark-Recapture genetic methods, 53
 closure monitoring program, 23
 co-management arrangements, 2–3, 6, 13, 29, 34
 Code of Conduct, APS, 80

- Comcare, 137
 - Commission
 - meeting attendance, 126
 - membership, 125–126
 - remuneration, 145–146
 - role and responsibilities, 8, 69, 125
 - Commission for Conservation of Antarctic Marine Living Resources, 25, 62, 63
 - Commission for the Conservation of Southern Bluefin Tuna, 58, 59
 - Commission for the Conservation of Southern Bluefin Tuna Extended Scientific Committee, 59
 - Commonwealth Bycatch Policy, 16, 34, 42, 44; *see also* bycatch management
 - Commonwealth Director of Public Prosecutions, 14, 20, 22
 - Commonwealth Fisheries Association, 30, 129
 - Commonwealth Fisheries Infringement Notices, 21
 - Commonwealth Fisheries Resource Sharing Framework, 34
 - Commonwealth Harvest Strategy Policy, 1, 16, 17, 18, 34, 42, 48, 53, 55
 - Commonwealth Ombudsman, 71
 - Commonwealth Procurement Rules, 76; *see also* purchasing
 - Commonwealth Risk Management Policy, 73
 - Commonwealth South East Trawl Sector, 52; *see also* Commonwealth Trawl Sector
 - Commonwealth Trawl Sector, 16, 29, 52, 53–54
 - communication and education programs, 21–22
 - complaints, client, 32
 - compliance and enforcement measures, 2, 3, 6, 13, 14, 57, 69
 - performance overview, 20–26
 - Compliance with Commonwealth fisheries laws and policies and relevant international fishing obligations and standards (corporate goal), 13, 14
 - analysis of performance, 2, 20–26
 - performance indicators, 14, 20
 - purpose, 20
 - result, 20
 - Conservation and Management Measures (WCPFC), 26
 - consultancy services, 141
 - contact, agency, ii
 - contracts, 77
 - Coral Sea Fishery
 - estimated catch, 39
 - performance report, 39–40
 - corporate governance, 69–71
 - Corporate Plan 2020–23, 6
 - corporate planning and reporting framework, 71–73
 - cost recovery processes, 9, 14, 27, 28
 - COVID-19
 - effect on pay increases, 79
 - employee support relating to, 3–4, 78–79, 135–136
 - impact on AFMA operations, 3–4, 21, 24, 25, 31, 53, 73, 75
 - feature story, 5
 - impact on financial results, 85, 86
 - impact on fisheries, 3–4, 9, 59, 85
 - CSIRO, 34, 129
 - climate adaptation project, 1
 - ecological risk assessments, 16
 - cyber security management, 70, 75–76, 130
- D**
- data and information management, 71, 75–76, 129–130; *see also* Agency Data Capture project
 - Data and Information Management Committee, 71, 129–130
 - data disclosure authorisation, delegation of, 2–3, 34
 - data integration project, 28–29, 33, 75–76
 - Data Strategy, 76
 - Declining Indicators Project (FRDC), 54
 - Deliver efficient, cost-effective and accountable management of Commonwealth fisheries resources (corporate goal), 13, 14
 - analysis of performance, 2–3, 28–33
 - performance indicators, 14, 27
 - purpose, 27
 - result, 27
 - Department of Agriculture, Water and the Environment, 16, 17, 30, 34, 58, 60, 81–82, 129
 - as portfolio department, 8
 - reporting requirements, 15
 - Department of Foreign Affairs and Trade, 25
 - Department of Home Affairs, 29, 75
 - desktop audits, conduct of, 3, 21
 - deterrence program operations, 21
 - Digital 2020 Policy*, initiatives under, 77
 - digital transformation project, 28, 33, 76
 - disability reporting requirements, 140
 - disclosure of interests, 69
 - discretionary grants, administration, 77
 - diversity and inclusion, workplace, 78, 82, 84
 - dolphin mitigation strategies, 34, 49

E

e-fish: An integrated data capture and sharing project, completion of, 3, 28, 75

e-monitoring requirements, 23, 57, 60–61

Earth Hour, participation in, 77

East Coast Deepwater Trawl sector, 29, 52

Eastern Tuna and Billfish Fishery, 18, 34

- data collection, 29
- estimated catch, 56
- performance report, 56–57
- status of stocks, 56–57

Eastern Tuna and Billfish Fishery Harvest Strategy, 57

Eastern Tuna and Billfish Fishery Management Plan 2010, 56, 57

Ecological Risk Assessments, 16, 53–54, 57, 137, 139

Ecological Risk Management system, 13, 14, 15, 16, 139; *see also* Ecological Risk Assessments

Ecological Risk Management Working Group, 16

ecological sustainability, as key focus, 1, 8–9, 12–13, 14, 15–16

ecologically sustainable development and environmental performance report, 137–139

economic returns, maximising, 2, 13, 14, 17–19

electronic monitoring; *see* e-monitoring requirements

Employee Assistance Program, 78

employee satisfaction, decline in, 79

employee statistics, 78, 80, 82–84

employment conditions, 79–80

enabling legislation, 8, 69

energy consumption, agency, 77

Enterprise Agreement, 79–80

Environment Protection and Biodiversity Conservation Act 1999, 5, 49, 54, 58

- fisheries accreditation requirements under, 138–139

environmental reporting, 77–78, 137–139

estimated catch totals, data sources for, 35

ethical standards, agency, 80

Executive

- membership, 127
- role and functions, 126

exempt contracts, 77

Expenses by Outcomes, 144

Exploratory Fishing Policy, development of, 2, 19

external reviews

- fisheries, 41, 44, 49, 54, 57, 59, 63
- Observer Program, 67, 70

external scrutiny, 71

F

Facebook page, agency, 21, 27, 31

feature stories

- Agency Data Capture – Simplifying data sharing, 33
- Observer Program Work Health and Safety Activities, 67
- Operation Nasse 2019*, 26
- Placement of an observer during COVID-19, 5

female employees, 78, 82–84

Finance Law, compliance, 76

financial performance reports and statements, 85–124

- independent audit report, 87–88

financial results, summary, 85–86

First Nations Peoples, engagement with, 30

First People Acknowledgement Guide, 30

fish receiver inspections, 21

Fisheries Administration Act 1991, 8, 12, 25, 69, 71

Fisheries Compliance and Enforcement certification programme, 25

Fisheries Levy (Torres Strait Prawn Fishery) Amendment (Levy Amount) Regulations 2019, 85

Fisheries Management Act 1991, 8, 46

- breaches of, 23

Fisheries Management (Bass Strait Central Zone Scallop Fishery) Regulation 2002, 37

Fisheries Management Paper 5, Exploration of Fish Resources, 17, 30

Fisheries Management Regulations 1992, 46

Fisheries Research and Development Corporation, 3, 28, 53, 54, 129

fishery harvest strategies; *see* Commonwealth Harvest Strategy Policy

Fishery Reports, 34–68

Fishery Status Reports 2020, 1, 35

fishing gear, retrieval and disposal arrangements, 25

Fishing Levy Amendment (2019–20 Levy Amounts) Regulations 2019, 85

flexible working arrangements, facilitation of, 77, 79–80, 82

foreign fishing vessels, illegal; *see* illegal, unreported and unregulated vessels

Forum Fisheries Agency, 25

France, agreement with, 25

fraud awareness training, 80

Fraud Control Framework, 74–75

Fraud Control Plan, 74

Fraud Control Policy, 74

Freedom of Information Act 1982, 77, 134
Freedom of Information Reporting, 134
full time employees, 82–83
fur seals, risk assessment, 16
Future Leaders Program, 82

G

gender statistics, 78, 82–84
Gillnet Hook and Trap Sector, 52, 54
glossary, 151–155
GoFish, 31, 32
Graduate Development Program, 81–82
Great Australian Bight Management Advisory Committee, 131–132
Great Australian Bight Trawl Sector, 52, 53–54
gross value of production, Commonwealth fisheries, 1, 35, 49

H

Harvest Strategy Policy; *see*
Commonwealth Harvest Strategy Policy
health and safety, workplace; *see* work
health and safety management
health and safety initiatives, 135–136
Health and Safety Plan, Observer Program, 67
Health and Wellbeing Hub, 136
Heard Island and McDonald Islands Fishery, 5
bycatch management, 62–63
estimated catch, 62
performance report, 62–63
status of stock, 62
Heard Island and McDonald Islands Fishery Management Plan 2002, 62
High Sea Permits, performance report, 64

I

ICT Disaster Recovery Plan, 74
ICT Strategic Plan, 28, 75
audit of, 60
implementation of initiatives, 75–76
review, 129
illegal, unreported and unregulated vessels
disposal of, 14, 20, 24
management, 2, 6, 8, 14, 24–25
trends in apprehensions, 2, 24
incidents and accidents, workplace, 136–137
Indian Ocean Tuna Commission, 60
Indigenous employees, 78, 84
Indigenous engagement, guidelines, 30
Indigenous fishers, access to
Commonwealth fisheries, 13, 34

individual flexibility agreements, 79–80
Indonesian fishing vessels, apprehension
of, 2, 24
Information Publication Scheme, 133
infringement notices, Commonwealth fisheries, 21
internal scrutiny, 70–71
international compliance, 24–25, 69
International Compliance and Engagement Programme 2020–22, 24
international fisheries matters,
responsibility for, 8, 13, 24–25, 69

K

key management personnel remuneration, 121, 145–146
key performance indicators; *see*
performance indicators

L

L'Astrolabe, (French Naval Ship), patrol on, 25
leadership development program, 81
learning and development, staff, 70, 79, 80, 81
letter of transmittal, vi
Levy Relief Package, 9, 85
list of requirements – non-corporate
Commonwealth entities, 147–150
logbooks
digital, 28–29, 33
verification, 53, 57, 60–61, 75

M

Macquarie Island Toothfish Fishery
estimated catch, 41
performance report, 41
Macquarie Island Toothfish Fishery Management Plan 2006, 41
male employees, 82–84
Management Advisory Committees, 19,
30, 38, 48, 55, 62
meetings and memberships, 131–133
management and accountability, 69–84
Management of Commonwealth fisheries
consistent with the principles of
ecologically sustainable development
(corporate goal), 12, 14
analysis of performance, 1–2, 16
performance indicators, 14, 15
purpose, 15
result, 15
marine mammals, risk assessments, 16,
57; *see also* dolphin mitigation strategies
Marine Stewardship Council, conduct of
external reviews, 41, 44, 49, 54, 57, 63

Maritime Border Command, 24, 25
 Maritime Safety Authority, 25
 Mauritius, collaboration with, 5
 Maximum net economic returns to the Australian community from the management of Commonwealth fisheries (corporate goal), 13, 14
 analysis of performance, 2, 18–19
 performance indicators, 14, 17–18
 purpose, 17
 result, 17–18
 Minister for Agriculture, as responsible minister, 8
 Minister for Agriculture, Drought and Emergency Management, as responsible minister, 8, 69
 multilateral operations, 25, 26

N

National Australian Built Environment Rating System, 77
National Compliance Operations and Enforcement Policy, 20
 National Disability Strategy 2010–2020, 140
 New Zealand, multilateral operations with, 25, 26
 non-compliance matters, reporting of, 76
 non-corporate statutory body, AFMA as, 69
 non-English speaking background employees, 78
 non-ongoing employees, 78, 83
 non-operational fisheries, report on, 65–66
 Norfolk Island Fishery, 65
 Norfolk Island Offshore Demersal Finfish Fishery, 65
 Norfolk Island Regional Council, 65
 North West Slope Trawl Fishery
 estimated catch, 46
 performance report, 46–47
 Northern Prawn Fishery, 2, 18, 34
 emerging issues, 45
 estimated catch, 42
 performance report, 42–45
 status of stocks, 42–44
 Northern Prawn Fishery Bycatch Strategy 2015–18, 44
 Northern Prawn Fishery Industry Pty Ltd, co-management partnership, 2–3, 29, 34
Northern Prawn Fishery Management Plan 1995, 42
 Northern Prawn Fishery Surveys, 34
 Northern Prawn Management Advisory Committee, 132
 notifiable incidents, 137

O

Observer Program
 feature stories, 5, 67
 performance audit, 70
 Work Health and Safety Activities, 67
 office closures, COVID-19 response, 3–4, 74
 office locations, 11, 78, 82–83
 Offshore Constitutional Settlement agreements, 8
 ongoing employees, 78, 82–83
Operation Nasse, 25
 feature story, 26
 organisational structure, 10
 outcome and program, 12–13
 outlook, 6
 overview, 8–11

P

Pacific Islands Forum Fisheries Agency, 25
 Pacific Maritime Security Program, 25
 Pacific Ocean, surveillance and monitoring, 25, 26
 Pacific Strategy (DFAT), 25
 pandemic, impact on operations; see COVID-19
 Pandemic Incident Management Team, 3, 78
 Pandemic Response Plan, 3, 74
 Parks Australia, 25
 part time employees, 82–83
 people management, 78–84
 people with disability, 84; see also disability reporting requirements
 performance and achievements, overview, 1–3; see also annual performance statement
 performance criteria, 14, 15, 17, 20, 27
 performance indicators, 14, 15, 17–18, 20, 27
 performance management scheme, staff, 80
 performance reviews, conduct of, 69, 72
 performance statement; see annual performance statement
 Portfolio Budget Statements, 12, 72
 professional development, 81; see also training, staff
 Project Management Framework, 75
 prosecutions, 23, 24
 domestic, 23
 protected or prohibited species, retention of, 21, 22; see also Threatened Endangered and Protected species
 public consultation, 2, 30; see also Management Advisory Committees; Resource Assessment Groups
Public Governance, Performance and Accountability Act 2013, 8, 69, 71, 85
 reporting requirements, vi, 1, 12, 71, 76

Public Governance, Performance and Accountability (Non-corporate Commonwealth Entity Annual Reporting) Rule 2014, vi
Public Governance, Performance and Accountability Rule 2014, vi, 71, 74, 76
Public Service Act 1999, 8, 69, 80
purchasing, 76–77, 142
purpose, agency, 12
‘#putfishonyourdish’ Christmas campaign, 30, 31

Q

Queensland Water Police, 21
quota evasion, 3, 22
quota reconciliation requirements, 23

R

recreational fishers, access to
Commonwealth fisheries, 13, 34, 58–59
regional capacity development, 6, 8, 24, 25, 26
Regional Fisheries Management Organisations, 24
Regional Fisheries Surveillance Centre, 25
remuneration, 145–146
Audit and Risk Committee members, 127–128
key management personnel, 121, 145–146
Research Committee
advisors and observers, 128–129
membership, 128
role and function, 128
Resource Assessment Groups, 38, 41, 48, 53, 54, 55, 62
consultations with, 30, 52
responsible minister, 8, 69
rewards and recognition, 80–81
Risk Appetite Statement, 73
Risk Management Committee, 71, 73
Risk Management Framework, 73–74
Risk Management Guidelines, 73
Risk Management Policy, 73
risk registers, development of, 73
role and functions, agency, 8–9
Royal Australian Navy, 24

S

salaries, non SES classifications, 84; see also remuneration
satisfaction, staff, decline in, 79
Scalefish Hook Sector, 52
Scallop Management Advisory Group, 38
Scallop Resource Assessment Group, 38

Security Governance Committee membership, 130
Seine and Trawl Advisory Group, formation of, 29
Senate Estimates process, 71
SeSAFE Training, 67
Shark Gillnet Sector, 52
Shark Hook Sector, 52
Shark Resource Assessment Group, 54
Skipjack Tuna Fishery, 65
small and medium enterprises, support for, 142
Small Pelagic Fishery
bycatch management, 49
estimated catch, 48
performance report, 48–49
Small Pelagic Fishery Dolphin Mitigation Strategy, 49
Small Pelagic Fishery Harvest Strategy, 48
Small Pelagic Fishery Management Plan 2009, 48
Small Pelagic Fishery Resource Assessment Group, 48
social media presence, agency, 21, 27, 30–31
South East Management Advisory Committee, 48, 55, 133
South East Trawl Fishing Industry Association, co-management arrangements, 29
South East trawl industry, 29, 34
South Pacific Regional Fisheries Management Organisation, 64, 66
South Tasman Rise Fishery, 66
Southern and Eastern Scalefish and Shark Fishery, 18, 29, 34
bycatch management, 53–54
estimated catch, 50
performance report, 52–54
status of stocks, 50–51, 52–53
Southern and Eastern Scalefish and Shark Fishery Harvest Strategy (FRDC), 54
Southern and Eastern Scalefish and Shark Fishery Management Plan 2003, 53
Southern and Eastern Scalefish and Shark Fishery Resource Assessment Group, 53
Southern and Eastern Scalefish and Shark Fishery Strategic Monitoring and Review Project (FRDC), 54
Southern Bluefin Tuna Fishery
estimated catch, 58
performance report, 58–59
status of stocks, 58, 59
Southern Bluefin Tuna Fishery Management Plan 1995, 58

- Southern Bluefin Tuna Management Advisory Committee, 132
- Southern Eastern Scalegfish and Shark Fishery trawl sector, 16
- Southern Indian Ocean Fisheries Agreement, 64, 66
- Southern Ocean, monitoring, 5, 25, 67
- Southern Squid Jig Fishery Management Plan 2005*, 55
- Southern Squid Jig Fishery performance report, 55
- Squid Resource Assessment Group, 55
- staff engagement, 79
- stakeholder engagement, 9, 28–32
- Stakeholder Survey, 31–32
- standing committees, management, 70–71, 129–130
- state/territory governments, agreements; see Offshore Constitutional Settlement agreements
- Statutory Fisheries Management Plans, 18
- statutory fishing rights, 17, 37, 43, 45, 48, 58
- Strategic Delivery Committee, 70, 75, 129
- Strategic Internal Audit Plan, 70
- structure, organisational, 10
- studies assistance program, 81
- Sub-Antarctic Fisheries Resource Assessment Group, 41
- Sub-Antarctic Management Advisory Committee, 62, 133
- Sub-Antarctic Resource Assessment Group, 62
- sustainability; see ecological sustainability, as key focus
- T**
- Threatened Endangered and Protected species, 14, 15, 16, 22, 137
- Torres Strait Fisheries Act 1984*, 8, 9, 22, 69
- Torres Strait Fishery, compliance management program, 21–22
- Torres Strait Islander employees, 78, 84
- Torres Strait Protected Zone Joint Authority, 9
- Total Resources and Total Payments, 143
- Trackwell* (vessel monitoring provider), 29, 75
- training, staff, 70, 79, 80; see also professional development
- transmittal letter, vi
- Trap Sector, 52
- Tropical Tuna Management Advisory Committee, 131
- Tuna Australia, co-management arrangement with, 29
- Twitter account, 27
- U**
- United Nations Fish Stocks Agreement, 8
- United States of America, multilateral operations with, 25, 26
- Upper-Slope Dogfish Management Strategy, 54
- V**
- values, agency, 9
- vehicle arrangements, agency, 77–78
- vessel monitoring system, 3, 22–23, 29, 31
- voluntary compliance, domestic, 2, 6
- promotion of, 21, 22
- W**
- waste management, agency, 77, 78
- website, agency, 21, 27, 31, 32
- Audit and Risk Committee Charter, 127
- Client Service Charter, 9, 32
- Management Authority Committee membership, 131
- ‘Weekly Wraps’, intranet-based staff forums, 135
- wellbeing, employees; see work health and safety management
- Western and Central Pacific Fisheries Commission, 26, 56, 57
- Western and Central Pacific Fisheries Commission Compliance Monitoring Scheme, 57
- Western Deepwater Trawl Fishery, 46–47
- Western Tuna and Billfish Fishery
- data collection, 29
- estimated catch, 60
- performance report, 60–61
- status of stocks, 60
- Western Tuna and Billfish Fishery Management Plan 2005*, 60
- ‘What’s my scientific name’ campaign, 30
- wildlife trade operations, approved, 45, 46, 49, 54, 58, 139
- Work Health and Safety Act 2011*, 135, 136, 137
- Work Health and Safety Committee, 135
- work health and safety management, 135–137
- home workstation assessments, 78
- Observer Program, 67
- training, 80
- workforce statistics, 78, 80, 82–84
- working from home arrangements, 3–4, 75, 78

