



Australian Government

**Australian Fisheries
Management Authority**

CATCH MONITORING FORM



CATCH DOCUMENTATION SCHEME

COMMISSION FOR THE CONSERVATION
OF
SOUTHERN BLUEFIN TUNA

Book Number

CMAU02C

December 2016

GRIP

Australian Instructions for the Catch Monitoring Form

1. The Catch/Harvest section of the Catch Monitoring Form must be completed when SBT is landed (long lining, poling, tow mortalities), or for farmers, this must be done within 30 hours of landing or when sold whichever is sooner.
2. In Description of Fish another line should be used for catch with a differing product, type or month.
3. **Wild Caught SBT¹**: After validation by the Fish Receiver Permit (FRP) holder the **pink** copy must be **sent to AFMA** by the SFR holder within 3 days of the fish being landed.
4. **Farmed SBT¹**: After validation by the FRP holder the **pink** copy must be **sent to AFMA** within 3 business days of the fish being harvested.
5. After completion of the Catch/Harvest section the **white** and **yellow** copies must then be given to the FRP holder.
6. The **green** copy stays in the book and should be retained for a period of 5 years and made available to an AFMA officer on request.
7. When the FRP holder validates the Catch/ Harvest section each copy must be separately stamped.
8. The FRP holder must ensure that the Intermediate Product Destination section or Final Product Destination Section is completed by either the owner (exporter) of the fish at time of export or the buyer for domestic sales.
9. The FRP holder must ensure the completed **yellow** copy is **sent to AFMA** within 3 business days of the fish leaving the FRP holders custody for exports, or for domestic sales, within 3 business days of the buyer receiving the fish.
10. The **white** original copy travels with the fish whether it is sold **domestically** or **exported**.

For Farmers:

11. Ensure you have received the Farm Stocking Form document number before harvesting SBT so that you can fill out the required documentation (this will be recorded on your SBT04B).

Helpful Hints

1. If the catch is going to two or more destinations a separate Catch Monitoring Form must be completed for the SBT being sent to each destination. Split shipments are not permitted.
2. the **Exporter** is the owner of the SBT at the time of export.
3. the 'Certification of Domestic Sale' is completed by the **buyer** of the SBT.
4. If an SBT is filleted while still at sea (or for farmers within 30 hours of the kill):
 - a) You do not have to tag the fish as it is no longer considered whole².
 - b) The fish will still require a Catch Monitoring Form on landing.
 - c) On the Catch Monitoring Form in the Catch Tagging Form Document Numbers field write "Filleted Tag not Required".
5. In the event that a fish has been landed and sold domestically (the Catch Monitoring Form has already been fully completed) and the SBT is then to be exported:
 - a) a Re-Export/ Export After Landing of Domestic Product Form will be required;
 - b) a copy of the completed form must be sent back to AFMA; and
 - c) the original is to travel with the SBT (along with the Catch Monitoring Form);Please contact AFMA in the event that you are likely to need this form.

¹ Southern Bluefin Tuna is considered wild caught if it is brought on board a vessel at sea, killed and has not been counted into a farm cage. A fish is not classified as wild caught if it has been transferred into a CCSBT registered farm, it is then 'farmed'.

² An SBT is no longer considered whole if it has undergone filleting or loining. However, it is still whole if it has been cleaned, gilled, gutted or had the fins, gill plates, tail, head or part of head removed.



INSTRUCTION SHEET

This form is to be issued by the State/Fishing Entity that holds the national quota allocation against which these SBT have been taken. This form (CMF) must accompany all transshipments, landings of domestic product, exports, imports and re-exports of SBT, and a copy of this form must be provided to the issuing State/Fishing Entity. The only exception is that exportation/import of fish parts other than the meat (i.e. head, eyes, roe, guts, tails) may be allowed without this document. Any meat separated from fish parts is considered to be meat in this context and therefore requires CMAU forms to be completed. Please note that:

- For farms, Farm Stocking Form(s) must have been produced by the State/Fishing Entity for all SBT on the CMF and the document number of those Farm Stocking Form(s) must be recorded on the CMF.
- Catch Tagging Form(s) must have been completed for all SBT on the CMF and copies must be provided to the issuing State/Fishing Entity. The document numbers of these Catch Tagging Form(s) must be recorded on the CMF.

If a language other than one of the CCSBT official languages (English and Japanese) is used in completing the form, please add the English or Japanese translation on the Document.

The Catch Monitoring Form has 3 main sections: (1) Catch/Harvest; (2) Intermediate Product Destination; and (3) Final Product Destination. The Catch/Harvest and Final Product Destination sections must always be completed. However the Intermediate Product Destination section only needs to be completed if the product is being exported.

The top of the form contains 2 additional pieces of information that must always be completed. These are:

Document Number: Enter the 2 digit year; e.g. for 2017 write 17, in between the CMAU and pre printed book number e.g. CMAU/7 001. This would then be your Unique Document Number.

Catch Tagging Form Document numbers: Enter the unique document number of each Catch Tagging Form that is associated with this form. If there is insufficient room to enter all document numbers, enter this information on a separate page and attach that page.

CATCH HARVEST SECTION - tick and complete only one part

Tick the box to specify whether the catch is for the Wild fishery or for the Farmed SBT.

You must complete the part of the Catch Harvest section corresponding to the box that you ticked, and then complete the remainder of the section.

For Wild Fishery - this should only be completed for the wild fishery (not for farmed SBT)

Name of Catching Vessel: Enter the Name of the catching vessel.

CCSBT Registration Number: Enter the Registration Number of the catching vessel as issued on the CCSBT list of authorised vessels.

Flag State / Fishing Entity: Enter the Flag State or Fishing Entity of the catching vessel.

For Farmed SBT - this should only be completed for farmed SBT

CCSBT Farm Serial Number: Enter the serial number of the farm as recorded on the CCSBT list of authorised farms.

Name of Farm: Enter the full name of the farm as recorded on the CCSBT list of authorised farms.

Document number(s) of the Associated Farm Stocking (FS) Form(s): Enter the unique document number of each Farm Stocking Form that is associated with this form. If there is insufficient room to enter all document numbers, enter this information on a separate page and attach that page. Note: All Farm Stocking form numbers listed on a single CMAU should be fish stocked in the same season.

Description of Fish

ALL SBT described in this section must be recorded in either the Intermediate Product Destination or Final Product Destination Section. SPLIT SHIPMENTS are not permitted i.e. A single shipment can not be recorded on a CMF as export and domestic sale, therefore if SBT are to go to two or more different destinations, a separate Catch Monitoring Form must be completed for the catch sent to each destination.

The shipment of SBT must be described, to the highest degree of accuracy using the following information.

NOTE: One row shall describe one product type

Product: Enter the type of product being shipped as either FRESH (F) or FROZEN (FR).

Type: Enter the type of product being shipped as either ROUND (R), GILLED AND GUTTED (GGO OR GGT), DRESSED (DRO OR DRT), FILLET (FL) or OTHER form (OT). For OTHER, describe the type of product in the shipment.

Month of Catch/Harvest (mm/yy): Enter the month and year of harvest of the southern bluefin tuna; in the case of farmed fish, this applies to the month of kill, not the month of initial harvest.

Gear code: Identify the gear type that was used to harvest the southern bluefin tuna using list below; for OTHERTYPE, describe the type of gear. In the case of farmed fish, write "FARM".

GEAR CODE	GEARTYPE	GEAR CODE	GEARTYPE
BB	Baitboat	SPHL	Sport Handline
GILL	Gillnet	SPOR	Sport Fisheries Unclassified
HAND	Handline	SURF	Surface Fisheries Unclassified
HARP	Harpoon	TL	Tended Line
LL	Longline	TRAP	Trap
MWT	Mid-water-Trawl	TROL	TROLL
PS	Purse Seine	UNCL	Unspecified Method
RR	Rod and Reel	OT	Other Type

CCSBT Statistical Area: Enter the area in which the southern bluefin tuna were harvested using the main CCSBT Statistical Areas (1 to 10 and 14 to 15) or the other CCSBT Statistical Areas (11 to 13) where there is no corresponding main area. In the case of farmed fish, it is not necessary to fill in this column. A map showing the statistical areas is provided on page 3 of these instructions.

¹ The official must be in the employment of, or delegated by, the competent authority of the Member, or Co-operating Non-Member that issued the Catch Monitoring Form. The Member or Co-operating Non Member which utilises a delegated entity shall submit a certified copy of such delegation to the Executive Secretary.



CATCH HARVEST SECTION - (continued)

Net Weight (kg): Enter the net product weight in kilograms. In the case of farmed SBT, this is the weight at the time of harvest from the farm (as opposed to when originally caught).

Total Number of whole Fish (including including RD, GGO, GGT, PRO, DRT, FL, OT): Enter the number of fish that **remain whole**. A fish remains whole despite cleaning, gilling and gutting, freezing, removing fins, gillplates and tail and removing the head or parts of the head. A fish is no longer considered whole if it has undergone processes such as filleting or loining.

For Other (OT) Describe the type of product: If product Type is Other (OT), then describe the product.

For Other (OT) Specify the Conversion Factor: If product Type is Other (OT), then specify the Conversion Factor to be used to convert this weight to a whole weight equivalent.

Name of Processing Establishment (if applicable): Enter the name of the establishment that processed the southern bluefin tuna (if applicable).

Address of Processing Establishment (if applicable): Enter the address of the establishment that processed the southern bluefin tuna (if applicable).

Validation

Validation by Authority: Enter the name and full title of the official¹ signing the document, together with the signature of the official, date (dd/mm/yyyy) and official seal.

INTERMEDIATE PRODUCT DESTINATION SECTION - only for exports

This section only needs to be completed if the product is being exported.

Export

Point of Export

City: Enter the City of Export.

State or Province: Enter the State or Province of Export.

State/Fishing Entity: Enter the State/Fishing Entity of Export.

Destination

State/Fishing Entity: Enter the State/Fishing Entity to which the southern bluefin tuna is being exported.

Certification by Exporter: The Exporter² must provide his/her name, signature, date (dd/mm/yyyy) and either the exporter licence number or the exporter company name to certify the information provided in relation to the export shipment (i.e. that the form correctly records what is being exported). If the exporter does not have a licence number or exporter company name, then they should write their own name in this field.

Validation by Authority: Enter the name and full title of the official¹ signing the document, together with the signature of the official, date (dd/mm/yyyy) and official seal.

FINAL PRODUCT DESTINATION SECTION - tick and complete only one Destination

Tick the box to specify whether the final destination of the product is for landing of domestic product or for import. You must then complete the part of the final product destination section corresponding to the box that you ticked.

Landing of Domestic Product for Domestic Sale

Certification of domestic sale: The initial person or company that receives southern bluefin tuna from a domestic vessel for the purpose of domestic sale must provide his/her/its name, address, signature and date (dd/mm/yyyy) on which the southern bluefin tuna was landed/received. Each buyer must also provide his/her name, address, date (dd/mm/yyyy) on which the southern bluefin tuna was received, signature, type, weight (kg) of the complete domestic landing of SBT and number of fish purchased.

Import

Final Point of Import

City: Enter the City of Import.

State or Province: Enter the State or Province of Import.

State/Fishing Entity: Enter the State/Fishing Entity of Final Import.

Certification by Importer: The person or company that imports southern bluefin tuna must provide his/her/its name, address, signature, date (dd/mm/yyyy) on which the southern bluefin tuna was imported, type, weight. For fresh and chilled product, the signature of the importer may be substituted by a person of a customs clearance company when the authority for signature is properly accredited to it by the importer.

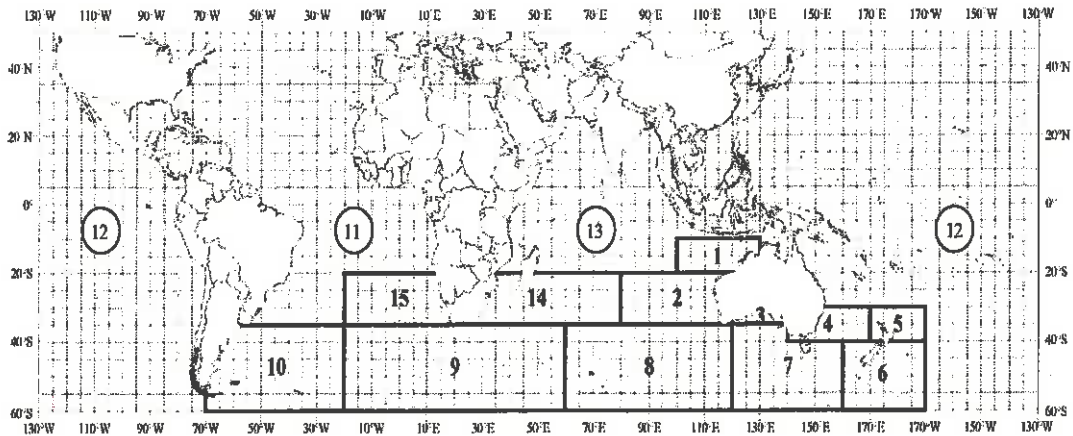
¹ The official must be in the employment of, or delegated by, the competent authority of the Member, or Co-operating Non-Member that issued the Catch Monitoring Form. The Member or Co-operating Non Member which utilises a delegated entity shall submit a certified copy of such delegation to the Executive Secretary.

² The individual certifying as 'Exporter' must be an appropriate authority approved by the exporting company to make this decision on the company's behalf, but it must not be the same individual as the authority validating the export.



REFERENCE SHEET

SBT STATISTICAL AREAS

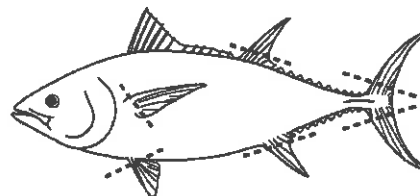
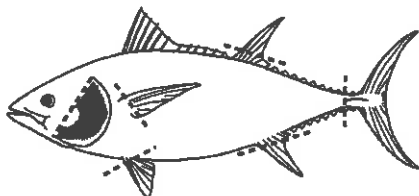


GEAR CODES

LL	Longline	PS	Purse seine	TROL	Troll
BB	Baitboat (pole and line)	HAND	Handline	RR	Rod and reel
UNCL	Unspecified methods	OT	Other	SURF	Surface fisheries unclassified

CODES FOR PROCESSING METHODS

RD = ROUND or WHOLE – No processing.	DRO = DRESSED –TAIL ON – Processed with gills, gut, operculae (gill plates/ covers) and head removed. Dorsal, pelvic and anal fins may or may not be removed.
OT = OTHER – Should include any processing method not covered elsewhere and should include any variations to the dressed codes described below.	DRT = DRESSED –TAIL OFF – Processed with gills, gut, operculae (gill plates/ covers), head and tail removed. Dorsal, pelvic and anal fins may or may not be removed.
GGO = GILLED AND GUTTED –TAIL ON – Processed with gills and gut removed. Operculae (gill plates/covers) and dorsal, pelvic and anal fins may or may not be removed.	FL = FILLET – Processed further than DRT, with the trunk of the SBT cut into fillets.
GGT = GILLED AND GUTTED –TAIL OFF – Processed with gills, gut and tail removed. Operculae (gill plates/covers) and dorsal, pelvic and anal fins may or may not be removed.	



CATCH DOCUMENTATION SCHEME - CMAU02C



Above write the year this form was completed eg: for 2017 write 17

Catch Tagging Form Document Numbers **CTAU17-001.01**

CATCH / HARVEST SECTION - tick and complete only one part

<input type="checkbox"/>	For Wild Fishery	Name of Catching Vessel	Registration Number	Flag State/Fishing Entity
Or				
<input checked="" type="checkbox"/>	For Farmed SBT	CCSBT Farm Serial Number CG331133	Name of Farm NIBBLES TUNA	
Document Number(s) of associated Farm Stocking (FS) Form(s) FSAU17-345.46				

Description of Fish						
Product: F (Fresh) / FR (Frozen)	Type: RD,GGQ,GGT,DRO,DRT,FL,OT*	Month of Catch/Harvest (mm/yy)	Gear Code	CCSBT Statistical Area	Net Weight (kg)	Total Number of whole Fish (including RD, GGQ, GGT, DRO or DRT)
FR	GGO	05 / 17	FARM	3	200	5
FR	GGO	06 / 17	FARM	3	200	6

* For Other (OT) Describe the Type of Product _____ * For Other (OT) Specify Conversion Factor _____

Name of Processing Establishment (if applicable) _____ Address of Processing Establishment (if applicable) _____

Validation by Authority: I validate that the above information is complete, true and correct to the best of my knowledge and belief.

Name	Title	Signature	Seal goes here
V. STRONG	LICENSED FISH RECEIVER	<i>V Strong</i>	
		Date 02 / 06 / 17	

INTERMEDIATE PRODUCT DESTINATION SECTION - (only for exports)

Export	Point of Export			Destination
	City	State or Province	State/Fishing Entity	State/Fishing Entity
	PORT LINCOLN	S.A.	AUSTRALIA	JAPAN

Certification by Exporter: I certify that the above information is complete, true and correct to the best of my knowledge and belief.

Name	Signature	Date	Licence No. / Company Name
T. TINY	<i>T Tiny</i>	03 / 06 / 17	NIBBLES TUNA

Validation by Authority: I validate that the above information is complete, true and correct to the best of my knowledge and belief.

Name	Title	Signature	Seal goes here
V. STRONG	LICENSED FISH RECEIVER	<i>V Strong</i>	
		Date 03 / 06 / 17	

FINAL PRODUCT DESTINATION SECTION - tick and complete only one destination

Landing of Domestic Product for Domestic Sale

Certification of Domestic Sale: I certify that the above information is complete, true and correct to the best of my knowledge and belief.

Name	Address	Date	Signature	Type: RD,GGQ,GGT, DRO,DRT,FL,OT*	Weight (kg)	Number of Fish

Import

Final Point of Import		
City	State or Province	State/Fishing Entity

Certification by Importer: I certify that the above information is complete, true and correct to the best of my knowledge and belief.

Name	Address	Date	Signature	Type: RD,GGQ,GGT, DRO,DRT,FL,OT*	Weight (kg)



Catch Tagging Form Document Numbers **CTAU17-001.01**

CATCH / HARVEST SECTION - tick and complete only one part

<input checked="" type="checkbox"/> For Wild Fishery	Name of Catching Vessel	Registration Number	Flag State/Fishing Entity
Or	Michelle M	V54321	AUSTRALIA
<input type="checkbox"/> For Farmed SBT	CCSBT Farm Serial Number	Name of Farm	
	Document Number(s) of associated Farm Stocking (FS) Form(s)		

Description of Fish

Product: F (Fresh) / FR (Frozen)	Type: RD, GGO, GGT, DRO, DRT, FL, OT*	Month of Catch/ Harvest (mm/yy)	Gear Code	CCSBT Statistical Area	Net Weight (kg)	Total Number of whole Fish (including RD, GGO, GGT, DRO or DRT)
F	GGT	05 / 17	LL	3	20	1
F	RD	05 / 17	LL	3	15	1

* For Other (OT) Describe the Type of Product

* For Other (OT) Specify Conversion Factor

Name of Processing Establishment (if applicable)

Address of Processing Establishment (if applicable)

Validation **by Authority:** I validate that the above information is complete, true and correct to the best of my knowledge and belief.

Name	Title	Signature
C. Wild	LICENSED FISH RECEIVER	<i>C Wild</i>
		Date
		10 / 05 / 17

Seal goes here

INTERMEDIATE PRODUCT DESTINATION SECTION - (only for exports)

Export	Point of Export			Destination
	City	State or Province	State/Fishing Entity	
				State/Fishing Entity
Certification by Exporter: I certify that the above information is complete, true and correct to the best of my knowledge and belief.				
Name		Signature	Date	Licence No. / Company Name
Validation by Authority: I validate that the above information is complete, true and correct to the best of my knowledge and belief.				
Name		Title	Signature	
			Date	

FINAL PRODUCT DESTINATION SECTION - tick and complete only one destination

<input type="checkbox"/> Landing of Domestic Product for Domestic Sale														
Certification of Domestic Sale: I certify that the above information is complete, true and correct to the best of my knowledge and belief.														
<table border="1"> <tr> <th>Name</th> <th>Address</th> <th>Date</th> <th>Signature</th> <th>Type: RD, GGO, GGT, DRO, DRT, FL, OT*</th> <th>Weight (kg)</th> <th>Number of Fish</th> </tr> <tr> <td>V. Jolly</td> <td>13 BEACH RD PORT SANDY</td> <td>11/05/17</td> <td><i>V Jolly</i></td> <td>GGT</td> <td>20</td> <td>1</td> </tr> </table>	Name	Address	Date	Signature	Type: RD, GGO, GGT, DRO, DRT, FL, OT*	Weight (kg)	Number of Fish	V. Jolly	13 BEACH RD PORT SANDY	11/05/17	<i>V Jolly</i>	GGT	20	1
Name	Address	Date	Signature	Type: RD, GGO, GGT, DRO, DRT, FL, OT*	Weight (kg)	Number of Fish								
V. Jolly	13 BEACH RD PORT SANDY	11/05/17	<i>V Jolly</i>	GGT	20	1								
Or														
<input checked="" type="checkbox"/> Import														
<table border="1"> <tr> <th colspan="3">Final Point of Import</th> </tr> <tr> <td>City</td> <td>State or Province</td> <td>State/Fishing Entity</td> </tr> <tr> <td></td> <td></td> <td></td> </tr> </table>	Final Point of Import			City	State or Province	State/Fishing Entity								
Final Point of Import														
City	State or Province	State/Fishing Entity												
Certification by Importer: I certify that the above information is complete, true and correct to the best of my knowledge and belief.														
<table border="1"> <tr> <th>Name</th> <th>Address</th> <th>Date</th> <th>Signature</th> <th>Type: RD, GGO, GGT, DRO, DRT, FL, OT*</th> <th>Weight (kg)</th> </tr> <tr> <td></td> <td></td> <td></td> <td></td> <td></td> <td></td> </tr> </table>	Name	Address	Date	Signature	Type: RD, GGO, GGT, DRO, DRT, FL, OT*	Weight (kg)								
Name	Address	Date	Signature	Type: RD, GGO, GGT, DRO, DRT, FL, OT*	Weight (kg)									



Commission for the Conservation of Southern Bluefin Tuna

CATCH MONITORING FORM

CATCH DOCUMENTATION SCHEME

Page 1 of 1
Document Number

Book No:	Page No:
CMAU -	

Above write the year this form was completed eg: for 2017 write 17

Catch Tagging Form Document Numbers **CTAU**

CATCH / HARVEST SECTION - tick and complete only one part

<input type="checkbox"/> For Wild Fishery	Name of Catching Vessel	Registration Number	Flag State/Fishing Entity
Or			
<input type="checkbox"/> For Farmed SBT	CCSBT Farm Serial Number	Name of Farm	
	Document Number(s) of associated Farm Stocking (FS) Form(s)		

Description of Fish						
Product: F (Fresh) / FR (Frozen)	Type: RD,GGQ,GGT,DRO,DRT,OT*	Month of Catch/Harvest (mm/yy)	Gear Code	CCSBT Statistical Area	Net Weight (kg)	Total Number of whole Fish (including RD,GGQ,GGT,DRO or DRT)
* For Other (OT) Describe the Type of Product			* For Other (OT) Specify Conversion Factor			
Name of Processing Establishment (if applicable)		Address of Processing Establishment (if applicable)				

Validation **by Authority:** I validate that the above information is complete, true and correct to the best of my knowledge and belief.

Name	Title	Signature
		Date

INTERMEDIATE PRODUCT DESTINATION SECTION - (only for exports)

Export	Point of Export			Destination
	City	State or Province	State/Fishing Entity	State/Fishing Entity
Certification by Exporter: I certify that the above information is complete, true and correct to the best of my knowledge and belief.				
Name	Signature	Date	Licence No. / Company Name	
Validation by Authority: I validate that the above information is complete, true and correct to the best of my knowledge and belief.				
Name	Title	Signature		
		Date		

FINAL PRODUCT DESTINATION SECTION - tick and complete only one destination

<input type="checkbox"/> Landing of Domestic Product for Domestic Sale	Certification of Domestic Sale: I certify that the above information is complete, true and correct to the best of my knowledge and belief.						
Or	Name	Address	Date	Signature	Type: RD,GGQ,GGT, DRO,DRT,OT*	Weight (kg)	Number of Fish
<input type="checkbox"/> Import	Final Point of Import						
	City	State or Province	State/Fishing Entity				
Certification by Importer: I certify that the above information is complete, true and correct to the best of my knowledge and belief.							
Name	Address	Date	Signature	Type: RD,GGQ,GGT, DRO,DRT,OT*	Weight (kg)		

GRIP

Instructions for Fish Receiver Permit Holder.

1. When the Fish Receiver Permit holder (FRP) validates the Catch/ Harvest section each copy must be separately stamped.
2. There are 4 copies of the Catch Monitoring form (CMAU02C). A white (original), a pink, a yellow and a green copy which stays in the book.
3. After validation by the FRP holder the **pink** copy must be **sent to AFMA** by the SFR holder within 3 business days of the catch being landed.
4. The FRP holder will receive 2 copies (a white and yellow) of the CMAU02C form.
5. The FRP holder must ensure that the Intermediate Product Destination section **or** Final Product Destination Section is completed by either the **owner (exporter)** of the fish at time of export or the **buyer** for domestic sales.
6. The FRP holder must ensure the completed **yellow** copy is **sent to AFMA** within 3 business days of the fish leaving the FRP holders custody for exports, or for domestic sales, within 3 business days of the buyer receiving the fish.
7. The **white** original copy travels with the fish whether it is sold **domestically** or **exported**.