



Australian Government

**Australian Fisheries
Management Authority**

CATCH TAGGING FORM



CATCH DOCUMENTATION SCHEME

COMMISSION FOR THE CONSERVATION
OF
SOUTHERN BLUEFIN TUNA

Book Number

CTAU02A

Australian Instructions for the Catch Tagging Form

1. Record the tag numbers of each SBT on the Catch Tagging Form (CTAU02A) when the fish are tagged.
2. Ensure the weight and length of each SBT is recorded on the CTAU02A form, before it is frozen or before it is sold, whichever comes first.
3. Have the Master of the vessel or Fish Receiver certify the form once it has been fully and correctly completed.

Submitting the Tagging Form:

4. **For Wild Caught¹** fish the original **White** copy of this form is to be **returned to AFMA within 3 business days** of landing the catch.
5. **For Farmed** fish the original **White** copy of this form is to be **returned to AFMA within 3 business days** of the final harvest. (AFMA would consider the final harvest to be when you have removed the last fish intended for harvest within a calendar year).
6. The completed **Green** copy should be retained by the SFR holder for their records and be produced on request for inspection by an authorised AFMA officer.

Submitting the Tagging Information Electronically:

7. Complete instruction 1. and 2. electronically in the format provided by AFMA and email to sbtmonitoring@afma.gov.au.
8. Enter your spreadsheet file name/number that you used to provide the data electronically in the designated field at the bottom of the CTAU02A form, i.e. if McNally Fresh Fish Farm harvested fish 02 Feb to 04 Feb they might call the file MFFF2-4Feb14 Tags.
9. All other fields of the CTAU02A form excluding the tag information fields are to be fully completed, certified and submitted as per the instructions.

Helpful Hints

1. If an SBT is filleted while still at sea (or for farmers within 30 hours of the kill):
 - a) You do not have to tag the fish as it is no longer considered whole².
 - b) The fish will still require a Catch Monitoring Form on landing.
 - c) In the Catch Monitoring Form *Catch Tagging Form Document Numbers* field write "Filleted Tag not Required".

CODES FOR PROCESSING METHODS

RD = ROUND or WHOLE –
No processing.

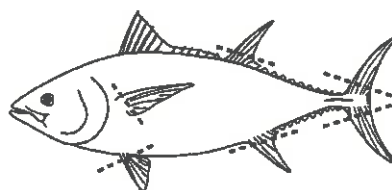
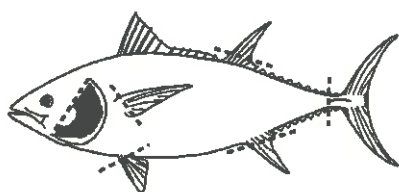
OT = OTHER –
Should include any processing method not covered elsewhere and should include any variations to the dressed codes described below.

GGO = GILLED AND GUTTED –TAIL ON –
Processed with gills and gut removed.
Operculae (gill plates/covers) and dorsal, pelvic and anal fins may or may not be removed.

GGT = GILLED AND GUTTED –TAIL OFF –
Processed with gills, gut and tail removed.
Operculae (gill plates/covers) and dorsal, pelvic and anal fins may or may not be removed.

DRO = DRESSED –TAIL ON –
Processed with gills, gut, operculae (gill plates/covers) and head removed. Dorsal, pelvic and anal fins may or may not be removed.

DRT = DRESSED –TAIL OFF –
Processed with gills, gut, operculae (gill plates/covers), head and tail removed. Dorsal, pelvic and anal fins may or may not be removed.



¹ Southern Bluefin Tuna is considered wild caught if it is brought on board a vessel at sea, killed and has not been counted into a farm cage. A fish is not classified as wild caught if it has been transferred into a CCSBT registered farm, it is then 'farmed'.

² A fish is no longer considered whole if it has undergone filleting or loining. However, it is still whole if it has been cleaned, gilled, gutted or had the fins, gill plates, tail, head or part of head removed.



Commission for the
Conservation of
Southern Bluefin Tuna

CATCH TAGGING FORM

INSTRUCTION SHEET

This form is to be issued by the State/Fishing Entity that holds the national quota allocation against which these SBT have been taken.

This form does not need to accompany SBT, but it must be completed and provided to the issuing State/Fishing Entity when completing the associated Catch Monitoring Form.

If a language other than one of the CCSBT official languages (English and Japanese) is used in completing the form, please add the English or Japanese translation on the Document.

Completed Catch Tagging Forms shall be provided to the Flag State/Fishing Entity, who shall provide the information in the Catch Tagging Form to the CCSBT Executive Secretary in an electronic format on a quarterly basis.

The Catch Tagging Form has only one section (Catch) that must be completed.

The top of the form contains 3 additional pieces of information that must always be completed. These are:

Document Number: Enter the 2 digit year; e.g. for 2014 write 14, in between the CTAU and pre printed book number e.g. CTAU 14 001.

This would then be your Unique Document Number.

Wild Harvest or Farmed: Tick only one box to specify whether this information is from a Wild Capture, or from a Farm.

CATCH SECTION

Name of Fishing Vessel (or Farm): For farmed SBT, enter the name of the farm from which the SBT were harvested. For other SBT enter the name of the catching vessel.

Vessel Registration Number (or CCSBT Farm Serial Number): Enter the Registration Number of the Catching Vessel (or the CCSBT Farm Serial Number from the CCSBT Record of Authorised Farms).

Flag State/Fishing Entity: Enter the State or Fishing Entity of the Vessel or Farm.

Information on Other forms of Capture: Enter any relevant information on the form of capture (eg. Trap).

Tag Information

The Tagging information for each fish must be recorded.

Note: One row shall describe one tagged southern bluefin tuna.

Document number of Associated Catch Monitoring Form: Enter the unique Document Number of the Catch Monitoring Form that relates to this form.

CCSBT Tag Number: Enter the unique tag number of the tag that has been inserted into the fish.

Type: Enter the type of product as either Round (RD), Gilled & Gutted (GGO or GGT) or Dressed (DRO or DRT).

Weight (kg): Enter the weight (kg) of the fish.

Fork Length (cm): Enter the fork length of the fish, rounded to the nearest whole centimetre.

In cases where SBT can be measured at the time of kill: Measure the straight line horizontal (not curved over body) length of the fish from the closed mouth to the fork of the tail before freezing and tailing as shown in the diagram below.

In cases where length cannot be measured immediately after the time of kill but is instead measured upon landing, and after tailing and before freezing: Measure the straight line horizontal (not curved over body) length of the fish from the closed mouth up to the point where the tail was removed, and then apply an appropriate conversion factor to this length measurement to convert it to a fork length measurement you **MUST** record the converted length within this field.

Gear code (if applicable): Identify the gear type that was used to harvest the southern bluefin tuna using the list below; for OTHER TYPE, describe the type of gear. In the case of farmed fish, write "FARM".


GEAR CODE	GEAR TYPE	GEAR CODE	GEAR TYPE
BB	Baitboat	SPOR	Sport Fisheries Unclassified
GILL	Gillnet	SURF	Surface Fisheries Unclassified
HAND	Handline	TL	Tended Line
HARP	Harpoon	TRAP	Trap
LL	Longline	TROL	TROLL
MWT	Mid-water Trawl	UNCL	Unspecified Method
SPHL	Sport Handline	OT	Other Type

CCSBT Statistical Area of Catch (if applicable): Enter the area in which the southern bluefin tuna were harvested using the main CCSBT Statistical Areas (1 to 10 and 14 to 15) or the other CCSBT Statistical Areas (11 to 13) where there is no corresponding main area. In the case of farmed fish, it is not necessary to fill in this column.

Month of Harvest (mm/yy): Enter the month and year of harvest of the southern bluefin tuna tagged; in case of farmed fish, this applies to the time of kill, not the time of initial harvest.

Certification & Validation

Certification: An appropriate authority should complete this section with his/her full name, signature, date and title to certify that the form correctly records the tagging information.





CATCH TAGGING FORM

CATCH DOCUMENTATION SCHEME

Document Number

Book No:

Page No:

CTAU17 - 001

01

Wild Harvest Or Farmed (tick only one)

Write the year this form is completed eg. 2017 write 17 after CTAU and before pre printed book number

CATCH SECTION

Name of Fishing Vessel (or Farm)	Vessel Registration Number (or CCSBT Farm Serial Number)	Flag State/Fishing Entity
Macadamia	V54321	AUSTRALIA

Information on Other form(s) of Capture (eg. Trap)

Tag Information

Document Number of Associated Catch Monitoring Form	CCSBT Tag Number	Type RD / GGO / GGT / DRO / DRT	Weight (kg)	Fork Length (cm)	Gear Code (if applicable)	CCSBT Statistical Area of Catch (if applicable)	Month of Harvest (mm/yy)
CMAU17001.01	T1234	GGO	20	102	LL	3	2 / 17
CMAU17001.01	T1235	RD	15	90	LL	3	2 / 17

OR

Spreadsheet File Name/Number **(for electronic entry - filename goes here e.g. MFFF2-4Feb17)**

CERTIFICATION

Certification: I certify that the above information is complete, true and correct to the best of my knowledge and belief.

Name	Signature	Date	Title
G. JOHNSON	<i>G. Johnson</i>	10 / 2 / 17	SHORE MANAGER