

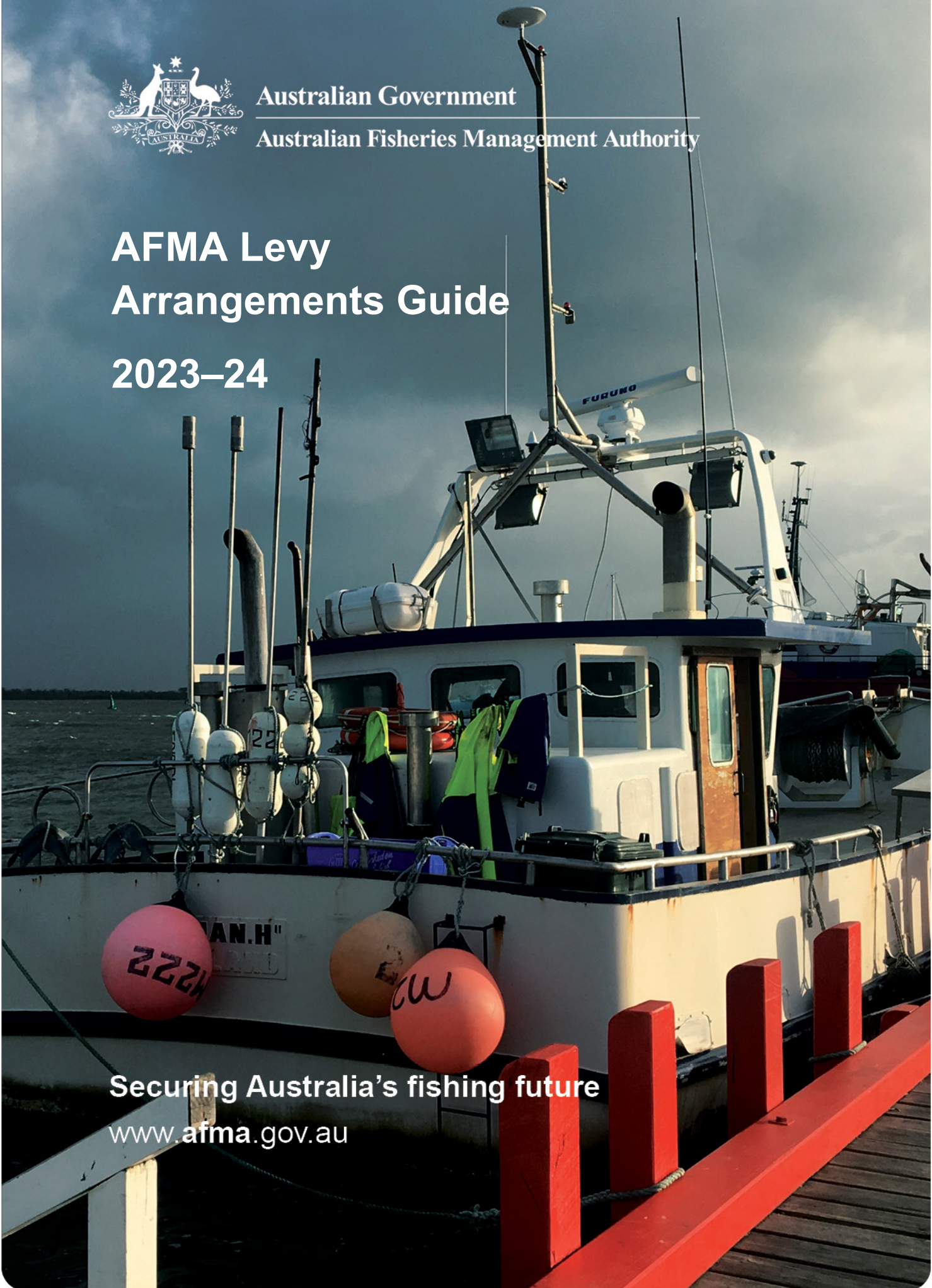


Australian Government

Australian Fisheries Management Authority

# AFMA Levy Arrangements Guide 2023–24

Securing Australia's fishing future  
[www.afma.gov.au](http://www.afma.gov.au)



## Contents

Management and research levy arrangements for 2023–24 .....	3
What is the levy for? .....	3
Does the government contribute to the cost of managing Commonwealth fisheries? .....	3
What period of time does my levy relate to? .....	4
When will I receive a levy invoice and when is my payment due? .....	4
How much levy do I have to pay this year? .....	4
Why has the amount I pay for my levy changed this year? .....	4
Is the levy subject to Goods and Services Tax (GST)? .....	4
How do I pay my levy? .....	5
What if I am having trouble paying my levy? .....	5
How do I enter into an arrangement to pay my overdue levy? .....	6
AFMA’s consideration of an arrangement to pay .....	7
What if I don’t make a payment or enter into an arrangement to pay? .....	7
Overview of cost recovered budget and levy collection .....	7
Fisheries in which levies have decreased for 2023–24.....	9
Fisheries in which levies have increased in 2023–24 .....	10
Commonwealth Fisheries Levy Rates for 2023–24 .....	12
AFMA contacts .....	17

## Figures

Figure 1: Cost Recovery Breakdown 2023–24 .....	3
Figure 2: AFMA Actual Levies vs CPI Adjusted Levies.....	8

## Tables

Table 1: Levy invoicing and payment schedule for 2023–24 .....	4
Table 2: Commonwealth Fisheries Levy Rates for 2023–24 .....	12
Table 3: Fishery contacts .....	17
Table 4: Levy payment enquiries contact .....	17

## Management and research levy arrangements for 2023–24

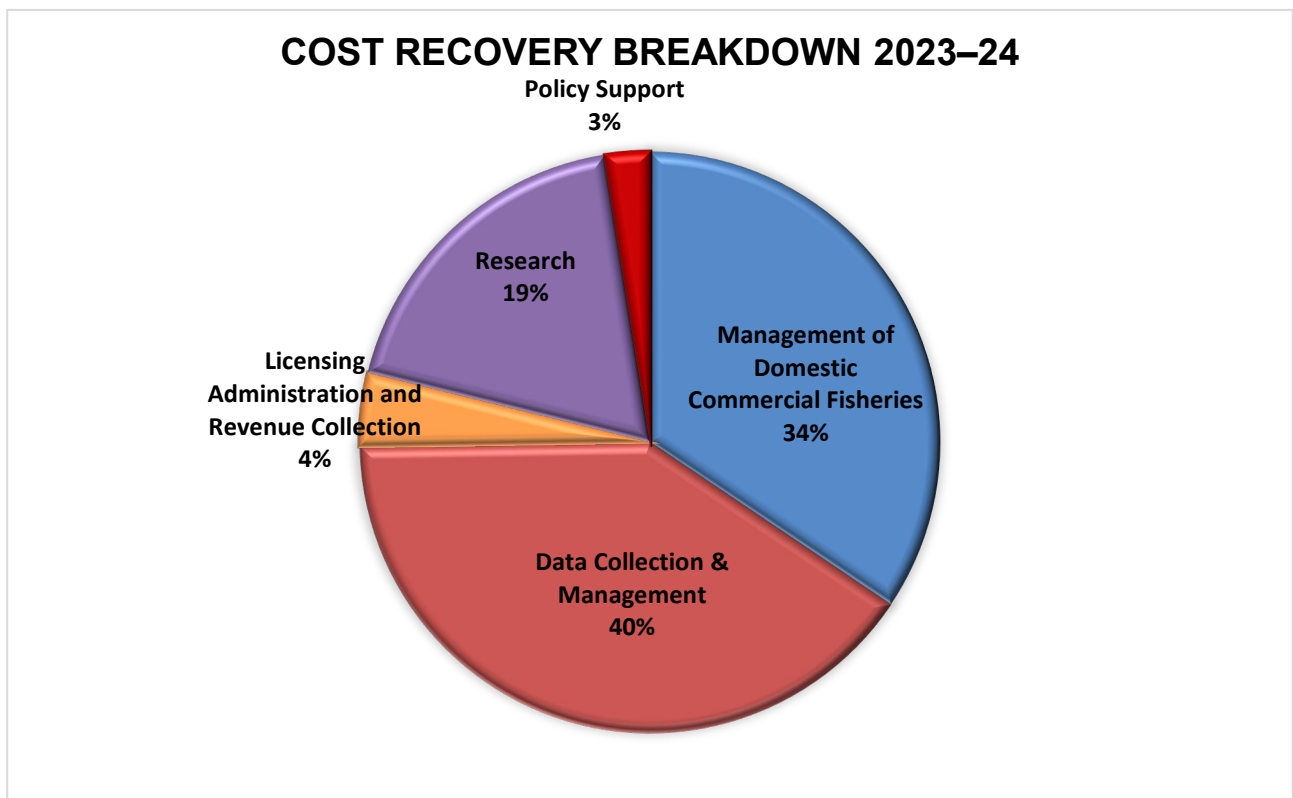
This guide provides answers to the most frequently asked questions regarding annual levy charges and the terms surrounding payment of levies. It also contains some background information on the cost recovered budget and rate changes for each fishery for the 2023–24 financial year.

### What is the levy for?

Levy is charged to Commonwealth concession owners to cover the annual costs associated with managing Commonwealth fisheries. Commonwealth concession owners are required to contribute to the cost of managing the fishery in which they own a fishing concession.

The main components that impact cost recovered fishery budgets are shown in the graph below.

Figure 1: Cost Recovery Breakdown 2023–24



### Does the government contribute to the cost of managing Commonwealth fisheries?

The Australian Government does contribute to the cost of managing Commonwealth fisheries. The amount the government contributes is based on AFMA’s Cost Recovery Implementation Statement (CRIS) which was prepared in accordance with the Australian Government’s Cost Recovery Policy.

As part of the Government’s structural adjustment package relating to the buyout of boat statutory fishing rights, \$1.06 million in levies relief was provided to Commonwealth Trawl Sector of the Southern and Eastern Scalefish and Shark Fishery in 2023–24.

## What period of time does my levy relate to?

Your levy covers the period 1 July 2023 to 30 June 2024.

## When will I receive a levy invoice and when is my payment due?

If you are the owner of a leviable Commonwealth fishing concession you will be issued three invoices throughout the first five months of 2024. Each invoice will be for approximately one third of your total annual levy. The table below sets out when levy invoices will be issued and when payment is due:

Table 1: Levy invoicing and payment schedule for 2023–24

Levy invoice	Expected issue date	Due date
1	16 January 2024	13 February 2024
2	12 March 2024	9 April 2024
3	2 May 2024	30 May 2024

## How much levy do I have to pay this year?

The levy rates for the year can be found listed in the [Commonwealth Fisheries Levy Rates for 2023–24](#). Your levy is calculated by multiplying the number of concessions you own on the day of invoicing by the rate of that particular type of concession.

## Why has the amount I pay for my levy changed this year?

We recover the costs of managing each fishery in accordance with the CRIS. If the costs of management go up or down, the amount to be collected from concession holders also goes up or down. Your levies may have increased or decreased this year depending on a change in costs that need to be recovered from your fishery, or a change in who is required to pay those costs.

## Is the levy subject to Goods and Services Tax (GST)?

Levies are excluded from GST. As such, we do not issue a tax invoice for levies. AFMA’s Australian Business Number is 81 098 497 517.

## How do I pay my levy?

**To ensure your payment can be matched to your invoice and avoid accruing penalty, please make sure to include the reference number when making payment.**

**Each levy invoice you are issued has a unique reference number. Please be aware of this if setting up automatic payments. Incorrect or missing reference numbers can delay your payment being processed.**

AFMA accepts payments through a number of options:

### BPAY

BPAY is a national phone and internet payment system supported by all major banks and is the preferred method of payment. If you decide to pay your levy using BPAY, there are a few things you will need to do:

- Use the biller code and reference number provided on the PAYMENT OPTIONS page of your invoice.
- Retain the transaction or reference number issued by BPAY for your records.
- allow yourself plenty of time if you intend to use this service. The average processing time is two to three working days but this may vary from bank to bank.

### Direct Deposit to the National Bank Australia

Payment of your levies may be made by a direct deposit into AFMA's bank account at any branch of the National Australia bank. AFMA's banking details can be found on the PAYMENT OPTIONS page of your levy invoice or reminder notice.

Please ensure you use the correct account details as they may change from the previous year and include your invoice reference number. Using out-of-date account details or failing to include your reference number may interfere with the correct recording of a payment made.

### Credit Card

Credit card payments can be made over the phone or you can complete the details on the payment options page of your invoice and post them to AFMA, PO Box 7051, Canberra Business Centre, Canberra ACT 2610.

Please note an additional one per cent surcharge may be applied if AFMA officers process your credit card payment.

## What if I am having trouble paying my levy?

If you are having difficulty paying your levy by the due date, please contact AFMA as soon as possible on 1300 723 621 to discuss what payment options may be available to you.

If you do not pay your levy by the due date, AFMA will issue an overdue notice. The overdue notice will advise:

- that the levy amount is overdue and will incur a penalty of 20 per cent per annum (calculated daily), on the overdue amount
- if no payment is received within 14 days from the date of the overdue notice, any relevant fishing concessions can be suspended, and
- if the levy remains unpaid, the relevant fishing concessions can be cancelled, and legal action commenced to recover the debt.

We will take all reasonable measures to ensure all levies are recovered. Regardless of whether you were the concession owner that was issued the original levy invoice or not, AFMA reserves the right to suspend or cancel a concession due to outstanding levies or penalties relating to the concession. For this reason, we recommend that you check on the status of levy payments before purchasing or leasing concessions.

## **How do I enter into an arrangement to pay my overdue levy?**

A concession holder can request to enter into an arrangement to pay overdue levy and any associated penalties. To request an arrangement to pay a concession holder must contact AFMA as soon as possible on 1300 723 621 to discuss payment options. Note that there is also a one-off administration fee of \$220 to set up an arrangement to pay.

In accordance with the *Fisheries Management Act 1991*, entering into an arrangement to pay the 2023–24 levies does not exclude the concession owner from accruing penalty. Penalty is calculated at the rate of 20 per cent per annum (calculated daily) on overdue amounts.

A request to enter into an arrangement for the payment of overdue debt must be submitted in writing to AFMA and must set out a proposed payment plan together with any necessary justification.

In an application to enter into an arrangement to pay, a concession holder must include:

- a repayment schedule which:
  - includes an initial payment of \$220 administration fee and 25 per cent of the outstanding levy debt, and
  - includes monthly payment instalments of 25 per cent of the outstanding debt
- an acknowledgment that failure to pay any of the instalments by the due date will result in the immediate suspension of their concession(s) and the remainder of the debt will become immediately payable
- acknowledgement that penalty will accrue on outstanding amounts, and
- a commitment to make payment on or before the due dates of the plan.

## AFMA's consideration of an arrangement to pay

In considering whether or not to enter into an arrangement for payment of overdue levy, AFMA will consider:

- the management arrangements applicable to the fishery for which the request has been made
- statements and evidence from the applicant in relation to their financial situation
- previous payment history, and
- the timing of payments of the overdue debt.

If AFMA agrees to an arrangement for payment, correspondence will be forwarded which:

- sets out the conditions and terms applying to the arrangement
- sets out the schedule of payments
- advises that if any repayment is missed the balance will immediately become due and payable and the fishing concession(s) will be suspended, and
- who to contact regarding the arrangement.

## What if I don't make a payment or enter into an arrangement to pay?

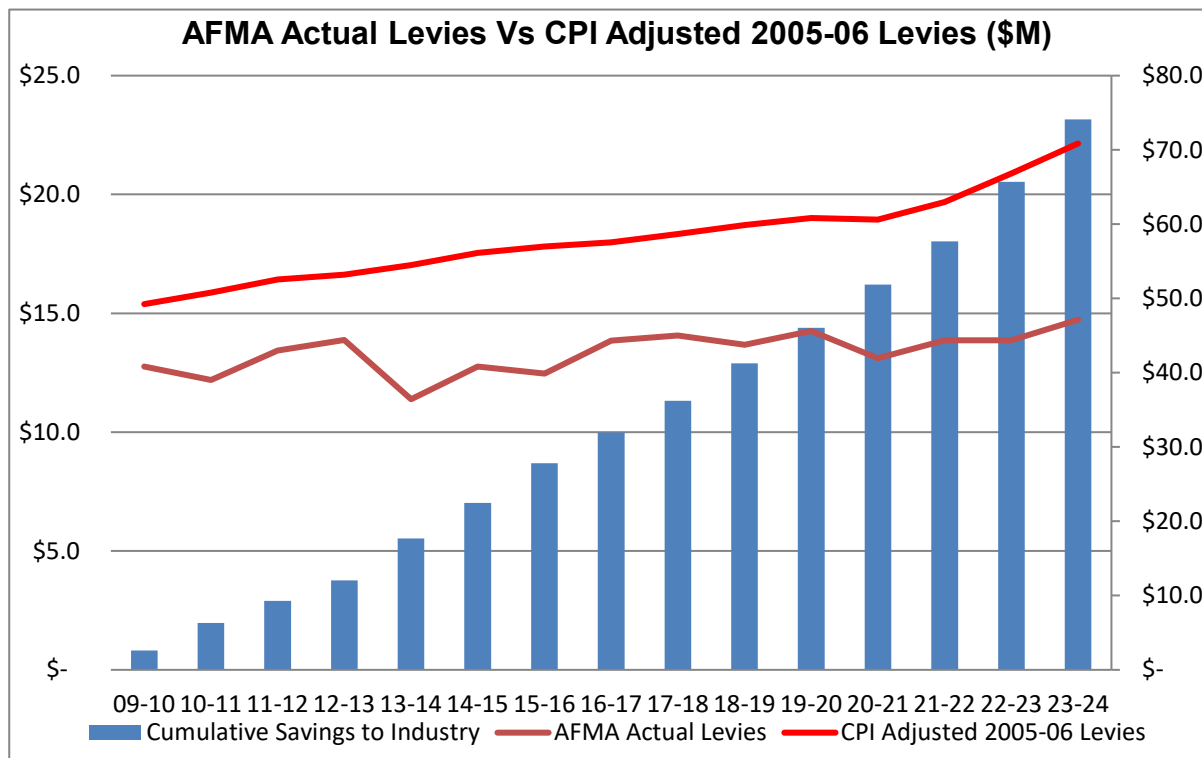
Once an invoice has been issued permanent transfers will not be registered until any outstanding levy and/or associated charges relating to AFMA concessions are paid in full.

All levies are a debt due to the Commonwealth of Australia. AFMA has an obligation to collect the levy once an invoice has been issued.

## Overview of cost recovered budget and levy collection

Despite inflation, AFMA's cost recovered budgets for fisheries management have remained relatively consistent since 2005. In 2010, AFMA made a commitment to the Commonwealth fishing industry that it would keep levies at or below the rate applied in 2005–06 once corrected for Consumer Price Index (CPI) increases. Since making this undertaking in 2010, AFMA has outperformed the cumulative CPI by more than \$74 million, that is, industry has paid \$74 million less than it would have done if CPI increases had been applied each year.

Figure 2: AFMA Actual Levies vs CPI Adjusted Levies



For 2023–24, the total AFMA budget (excluding Torres Strait Fisheries) that is subject to cost recovery is \$16.166 million. This is an increase of 1.8 per cent or \$279,673 on the previous year.

The amount to be collected from the fishing industry each year comprises the budgeted cost recovery amount, plus or minus the acquittal from the prior financial year. In addition, AFMA collects a research levy of 0.25 per cent of each fishery’s gross value of production (GVP) on behalf of the Fisheries Research and Development Corporation (FRDC).

The levy amount to be collected for Commonwealth fisheries (excluding the FRDC research component) in 2023–24 is \$13.723 million. This is an increase of 6.7 per cent on the \$12.861 million levied in 2022–23.

We have kept costs down through creating efficiencies across the organisation including contracting and market testing of key fisheries management services, the implementation and use of technology-based solutions such as electronic monitoring and identifying and removing unnecessary regulation.

Across all fisheries the total levy amount for 2023–24 has increased compared to 2022–23, however the levy amount for each fishery may vary substantially due to several factors including:

- changes in management and research priorities for each fishery
- adjustment for prior year over/under collections, and
- changes in priorities through the financial year that alter the amount of resources required to administer the fishery.



## Fisheries in which levies have decreased for 2023–24

### Eastern and Western Skipjack Fisheries

There has been a 15.2 per cent (\$5,741) decrease in the levy payable for 2023–24 (\$31,927) compared to the levy payable for 2022–23 (\$37,668).

The cost recovered budget for 2023–24 decreased for these two fisheries which had the onflow effect of lowering the levy amount collectable.

### Southern and Eastern Scalefish and Shark Fishery

#### *Commonwealth Trawl Sector*

There was a 3.7 per cent (\$73,165) decrease in the levy amount payable for 2023–24 (\$1,896,264) compared to the levy payable for 2022–23 (\$1,969,429).

The lower levy amount payable in the sector is attributable to the Government's structural adjustment. As part of this package, \$1.006 million in levies relief was provided to this sector in 2023–24.

#### *Gillnet Hook and Trap Sector*

There was a 1.9 per cent (\$42,988) decrease in the levy amount payable in 2023–24 (\$2,221,265) compared to the levy amount payable for 2022–23 (\$2,264,253).

The decrease in levy for 2023–24 is due a lower cost recovered budget combined with an overcollection in the prior year which resulted from lower fishery specific monitoring costs recovered under co-management, and reduced staff time.

#### *Great Australian Bight Sector*

There has been a 21.5 per cent (\$116,683) decrease in the levy amount payable for 2023–24 (\$427,080) compared to the levy payable for 2022–23 (\$543,763).

The reduction in the 2023–24 budget and overcollection for 2022–23 have resulted in a net decrease to the levy amount payable.

### Macquarie Island Toothfish Fishery

There has been a 0.5 per cent (\$1,575) decrease in the levy payable for 2023–24 (\$292,743) compared to the levy payable in 2022–23 (\$294,317).

Although the cost recovered budget for the fishery has increased in 2023–24, this increase is offset by an over recovery from the previous year, resulting in a reduction in the levy amount to be collected.

## Fisheries in which levies have increased in 2023–24

### Bass Strait Central Zone Scallop Fishery

There has been a 0.2 per cent (\$793) increase in the levy amount for 2023–24 (\$393,010) compared to the levy amount payable for 2022–23 (\$392,217).

The increase in the 2023–24 cost recovered budget compared to the previous year was largely due to an increase in costs associated with RAG and MAC meetings, staff time, and priority research which had an onflow effect of increasing the levy amount to be collected.

### Coral Sea Fishery

There has been a 66.7 per cent (\$16,155) increase in the levy payable for 2023–24 (\$40,381) compared to the 2022–23 (\$24,226).

The decrease in the cost recovered budget for 2023–24 combined with an under collection in 2022–23 has resulted in the increase in the levy amount payable for the fishery.

### Eastern Tuna and Billfish Fishery

There has been a 9.5 per cent (\$130,777) increase in the levy amount payable for 2023–24 (\$1,512,658) compared to the levy amount payable for 2022–23 (\$1,381,881).

This increase is primarily the result of the onflow effect of a substantial over recovery in the management of domestic commercial fisheries in 2021–22 followed by another, but smaller, over recovery in 2022–23.

### Heard Island and Macdonald Islands Fishery

There has been a 1.3 per cent (\$19,491) increase in the levy amount payable for 2023–24 (\$1,486,237) compared to the levy amount payable for 2022–23 (\$1,466,746).

The 2023–24 cost recovered budget has decreased slightly from the previous year due to a decrease in research and data management costs. This decrease has been offset by increased staff time and reduced revenue expected through fee-for-service resulting in a slight increase in the levy amount to be collected.

### North West Slope Fishery

There has been a 39.6 per cent (\$30,221) increase in the levy payable for 2023–24 (\$106,539) compared to the levy payable in 2022–23 (\$76,318).

Although partially offset by an over collection in 2022–23, the onflow effect on an increase in the 2023–24 cost recovered budget for the fishery has led to an increase in the levy amount payable.

### Northern Prawn Fishery

There has been a 23.6 per cent (\$433,079) increase in the levy amount payable for 2023–24 (\$2,266,565) compared with the levy amount for 2022–23 (\$1,833,486).

The increase in the levy amount payable for the fishery in 2023–24 has resulted as an onflow effect of an increase in the 2023–24 cost recovered budget.

## Small Pelagic Fishery

There has been a 22.7 per cent (\$175,405) increase in the levy amount payable for 2023–24 (\$949,351) compared to the levy amount payable for 2022–23 (\$773,946).

Although an increase in the cost recovered budget for 2023–24 was partially offset by an over collection in the previous year an increase in the levy amount payable has resulted.

## Southern Bluefin Tuna Fishery

There has been an 11.1 per cent (\$154,123) increase in the levy amount payable for 2023–24 (\$1,541,255) compared to the levy amount payable for 2022–23 (\$1,387,133).

The increase in the 2023–24 cost recovered budget combined with an over collection from the previous financial year has resulted in an increase in levy payable.

## Southern Squid Jig Fishery

There has been a 71.5 percent (\$104,726) increase in the levy amount for 2023–24 (\$251,192) compared to the levy amount payable for 2022–23 (\$146,466).

An increase in the 2023–24 cost recovered budget combined with an under collection from the previous year resulted in an increase in the levy amount payable.

## Western Deepwater Trawl Fishery

There has been a 52.1 per cent (\$29,886) increase in the levy amount payable for 2023–24 (\$87,256) compared to the levy amount payable for 2022–23 (\$57,370).

The increase in the levy amount payable for the fishery in 2023–24 has resulted as an onflow effect of an increase in the 2023–24 cost recovered budget.

## Western Tuna and Billfish Fishery

There has been a 4.0 per cent (\$8,362) increase in the levy amount payable for 2023–24 (\$219,709) compared to the levy amount payable for 2022–23 (\$211,347).

This slight increase in the levy amount payable in 2023–24 is mainly due to an overcollection in the previous year combined with an increase in the cost recovered budget.

## Commonwealth Fisheries Levy Rates for 2023–24

Table 2: Commonwealth Fisheries Levy Rates for 2023–24

Fishery	2023–24 (\$)
<b>Bass Straight Central Zone Scallop Fishery</b>	
Commercial scallop quota SFR	0.9191
<b>Coral Sea Fishery</b>	
Tier 1 permit	923.97
Tier 2 permit (aquarium fish sector)	976.44
Tier 2 permit (lobster and/or trochus sectors)	976.44
Tier 2 permit (line sector)	3,905.75
Tier 2 permit (sea cucumber sector)	976.44
<b>Eastern Skipjack Fishery</b>	
Eastern Skipjack permit	1,029.90
<b>Eastern Tuna and Billfish Fishery</b>	
Albacore Tuna quota SFR	0.1156
Bigeye Tuna quota SFR	0.1006
Broad Billed Swordfish quota SFR	0.1852
Longline boat SFR	4,279.52
Minorline boat SFR	2,193.30
Striped Marlin quota SFR	0.0282
Yellowfin Tuna quota SFR	0.5716
<b>Heard Island and McDonald Islands Fishery</b>	
Mackerel Icefish quota SFR	27.364

Fishery	2023–24 (\$)
Patagonian Toothfish quota SFR	27.364
<b>Macquarie Island Toothfish Fishery</b>	
Patagonian Toothfish quota SFR	15.61
<b>Northern Prawn Fishery</b>	
Northern Prawn Gear SFR	70.99
<b>North West Slope Trawl Fishery</b>	
North West Slope Trawl Permit	15,848.43
<b>Small Pelagic Fishery</b>	
Australian Sardine quota SFR	0.007484
Eastern sub-area Blue Mackerel quota SFR	0.016303
Eastern sub-area Jack Mackerel quota SFR	0.044739
Eastern sub-area Redbait quota SFR	0.007484
Western sub-area Blue Mackerel quota SFR	0.016303
Western sub-area Jack Mackerel quota SFR	0.007484
Western sub-area Redbait quota SFR	0.007484
<b>Southern and Eastern Scalefish and Shark Fishery</b>	
Autolongline permit	3,961.61
East Coast Deep Water Trawl permit	572.67
Gillnet boat SFR	5,840.32
GHT fishing permit	2,373.65
GHT trap permit	21,750.63
GAB trawl boat SFR	42,708.04

Fishery	2023–24 (\$)
Scalefish hook boat SFR	2,546.26
Shark hook boat SFR	4,176.86
Trawl boat SFR	8,812.44
Victorian Coastal Waters fishing permit	736.29
Alfonsino quota SFR	0.00148
Bight redfish quota SFR	0.00580
Blue eye trevalla quota SFR	0.17189
Blue grenadier quota SFR	0.28626
Blue warehou quota SFR	0.00006
Deepwater shark (Eastern) individual transferable quota unit	0.05724
Deepwater shark (Western) individual transferable quota unit	0.08598
Deepwater flathead quota SFR	0.00613
Elephant fish quota SFR	0.11088
Flathead quota SFR	0.00035
Gemfish (Eastern) quota SFR	0.06902
Gemfish (Western) quota SFR	0.00341
Gummy shark quota SFR	0.44666
Jackass morwong quota SFR	0.00053
John dory quota SFR	0.00098
Mirror dory quota SFR	0.00000
Ocean perch quota SFR	0.03146
Orange roughy (Albany and Esperance) quota SFR	0.00205

Fishery	2023–24 (\$)
Orange roughy (Cascade Plateau) quota SFR	0.01421
Orange roughy (Eastern) quota SFR	0.03088
Orange roughy (Southern) quota SFR	0.00226
Orange roughy (Western) quota SFR	0.00130
Oreo individual transferable quota unit	0.02285
Smooth Oreo (Cascade Plateau) individual transferable quota unit	0.00206
Smooth Oreo (other) individual transferable quota unit	0.02438
Pink ling quota SFR	0.19807
Redfish quota SFR	0.00003
Ribaldo individual transferable quota unit	0.09877
Royal red prawn quota SFR	0.00000
Saw shark quota SFR	0.10156
School shark quota SFR	0.31927
School whiting quota SFR	0.00000
Silver trevally quota SFR	0.00020
Silver warehou quota SFR	0.00005
<b>Southern Bluefin Tuna Fishery</b>	
Southern Bluefin tuna quota SFR	0.3052
<b>Southern Squid Jig Fishery</b>	
Southern Squid Jig gear SFR	52.823
<b>Western Deep Water Trawl Fishery</b>	
Western Deepwater Trawl permit	7,932.36

Fishery	2023–24 (\$)
<b>Western Skipjack Fishery</b>	
Western Skipjack permit	1,029.90
<b>Western Tuna and Billfish Fishery</b>	
Western Tuna and Billfish longline boat SFR	1,052.72
Bigeye Tuna quota SFR	0.0426
Broadbill Swordfish quota SFR	0.0426
Striped Marlin quota SFR	0.0426
Yellowfin Tuna quota SFR	0.0426



## AFMA contacts

If you have any questions regarding the levies for your fishery, please contact the relevant Fishery Manager:

Table 3: Fishery contacts

Fishery	Contact	Telephone
Bass Strait Scallop Fishery	Steve Hall	02 6225 5341
Coral Sea Fishery	Darci Wallis	02 6225 5408
Eastern Tuna and Billfish Fishery	Lara Ainley	02 6225 5373
Heard Island and McDonald Islands Fishery	Danait Ghebregabhier	02 6225 5329
Macquarie Island Toothfish Fishery	Danait Ghebregabhier	02 6225 5329
North West Slope Fishery	Darci Wallis	02 6225 5408
Northern Prawn Fishery	Darci Wallis	02 6225 5408
Southern and Eastern Scafish and Shark Fishery		
<ul style="list-style-type: none"> <li>Commonwealth Trawl Sector</li> </ul>	Mark Grubert	03 5155 6425
<ul style="list-style-type: none"> <li>Great Australian Bight Trawl Sector</li> </ul>	Mark Grubert	03 5155 6425
<ul style="list-style-type: none"> <li>Gillnet Hook and Trap</li> </ul>	Cate Coddington	02 6225 5358
Eastern and Western Skipjack Fishery	Lara Ainley	02 6225 5373
Small Pelagic Fishery	Steve Hall	02 6225 5341
Southern Bluefin Tuna Fishery	Jeremy Smith	02 6225 5407
Southern Squid Jig Fishery	Steve Hall	02 6225 5341
Western Deep Water Trawl Fishery	Darci Wallis	02 6225 5408
Western Tuna and Billfish Fishery	Lara Ainley	02 6225 5373

If you have any questions regarding payment of levies, please contact:

Table 4: Levy payment enquiries contact

Finance	Contact	Telephone
Senior Debt Recovery Officer	Simone Pont	02 6225 5343



**Australian Government**

---

**Australian Fisheries Management Authority**

**Securing Australia's fishing future**

[www.afma.gov.au](http://www.afma.gov.au)