



**Australian Government**

**Australian Fisheries Management Authority**

## **Southern Squid Jig Fishery**

**Management Arrangements Booklet 2023**



## AFMA Southern Squid Jig Fishery

Edited and revised in 2022 by the Australian Fisheries Management Authority (AFMA).

### Important Note:

Every effort has been made to ensure that the information contained in this booklet is correct and accurate at the time of printing. However, the information provided is intended to serve as a guide only, and therefore AFMA will not be liable for any loss caused, whether due to negligence or otherwise, arising from the use of or reliance upon this booklet. The booklet is not intended to replace any conditions or requirements of an operator's concession; *The Southern Squid Jig Fishery Management Plan 2005*, *Fisheries Management Act 1991* and *Fisheries Management Regulations 2019*. Some of the items in this booklet may not apply to a particular fishing operation. Operators should refer to the key documents listed in this booklet.

© Commonwealth of Australia 2022

This work is copyright. Apart from any use as permitted under the *Copyright Act 1968*, no part may be reproduced by any process without prior written permission from AusInfo. Requests and inquiries concerning reproduction and rights should be addressed to the Manager, Legislative Services, AusInfo, GPO Box 1920, Canberra, ACT, 2601.

Copies are available on the [AFMA website](#) ('Fisheries Management' - 'Management arrangements booklets' - 'Southern Squid Jig Fishery').

Published by AFMA.

Cover photo by AFMA .

## Contents

1	Introduction .....	5
2	Management of the fishery .....	6
2.1	Arrangements for the 2023 Fishing Year .....	6
2.2	Policy and legislation.....	7
2.3	Consultative Arrangements.....	9
3	Environmental management.....	10
3.1	Bycatch and Discarding Workplans .....	10
3.2	Protected species interactions.....	11
4	Data Collection .....	12
4.1	Daily Fishing Logbook.....	12
4.2	Catch Disposal Record.....	13
4.3	Observer obligations.....	14
5	Licensing .....	14
5.1	Gear SFRs .....	14
5.2	Scientific permits .....	15
5.3	Fishing in other Commonwealth Fisheries.....	15
6	Annual management and research levies.....	15
6.1	How to pay your levies.....	16
6.2	Need more time to pay your levies? .....	16
7	Compliance .....	16
7.1	Navigation regulations .....	17
7.2	Exemptions from mandatory area closures .....	17
7.3	Vessel monitoring system (VMS) .....	18
7.4	Illegal/suspicious fishing – Call CRIMFISH: 1800 274 634 .....	19
8	Contact details.....	20
9	Important documents .....	22
	Attachment 1 – Acronyms .....	23
	Attachment 2 – Area closures outside AFMA’s jurisdiction .....	24

## Figures

Figure 1. Area of the SSJF .....	5
Figure 2. Map of Temperate East Marine Parks Network .....	25
Figure 3. Map of South-east Marine Parks Network .....	26
Figure 4. Map of South-west Marine Parks Network .....	26

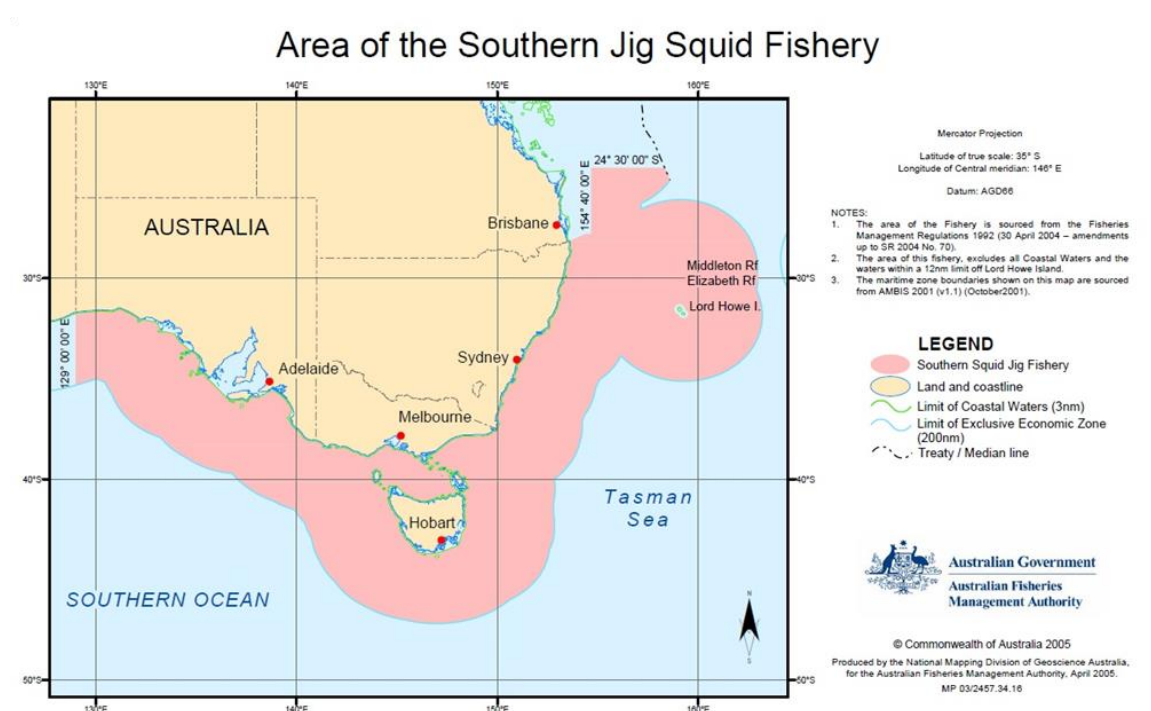
## Tables

Table 1. TAE and gear SFR conversion factors for the 2023 fishing year .....	6
--	---

# 1 Introduction

This 'Southern Squid Jig Fishery (SSJF) Management Arrangements Booklet' is a guide to the management arrangements that will apply to SSJF concession holders in the 2023 fishing year which runs from 1 January 2023 to 31 December 2024.

The SSJF is a low impact, single method, single species fishery that covers almost half of the Australian Fishing Zone (AFZ). The SSJF is located off New South Wales, Victoria, Tasmania and South Australia; with a small area of oceanic water off southern Queensland (Figure 1). The major landing ports are located in Portland (Victoria), Queenscliff (Victoria) and Triabunna (Tasmania). Gould's squid (*Nototodarus gouldi*, also known as arrow squid) is the key commercial species targeted in the SSJF.



**Figure 1. Area of the SSJF**

Further information on any of the SSJF management arrangements can be found on the [AFMA website](https://www.afma.gov.au/fisheries-management/fisheries/southern-squid-jig-fishery) ('Fisheries management' – 'Fisheries' – 'Southern Squid Jig Fishery') or by contacting one of the people listed in [Section 8](#).

## 2 Management of the fishery

The SSJF is managed in accordance with the [Southern Squid Jig Fishery Management Plan 2005](#) (the Management Plan). Management arrangements in the SSJF are primarily implemented to manage fishing effort; including restricting the number of boats and regulating gear type. The permitted fishing gear in the SSJF is a 'standard squid jigging machine,' which is defined in the Management Plan as:

“...a squid jigging machine that has two elliptical spools with one jig line on each spool.”

There are no restrictions on the amount of line, number or type of squid jigs that can be used with each standard jigging machine.

### 2.1 Arrangements for the 2023 Fishing Year

#### 2.1.1 Total Allowable Effort (TAE)

The TAE determines the total number of standard squid jigging machines that can be used in the SSJF during the relevant fishing year.

Prior to the start of each fishing year, AFMA in consultation with the SSJF Resource Assessment Group (SquidRAG) and the South East Management Advisory Committee (SEMAC) recommends a TAE for the fishing year which is considered by the AFMA Commission who then make a determination for the fishing year.

Statutory Fishing Right (SFR) owners are notified of the TAE prior to the commencement of each SSJF Fishing Year. For the 2023 fishing year, the TAE is 550 standard squid jigging machines.

#### 2.1.2 How many standard squid jigging machines can I use?

The number of standard squid jigging machines allocated to each gear SFR is determined by dividing the TAE for the fishing year by the total number of gear SFRs in force on 1 January of the fishing year.

For the 2023 fishing year, the TAE is 550 standard squid jigging machines and there are currently 4,800 gear SFRs in the SSJF. This means 8.73 SFRs must be nominated to the boat for each standard squid jigging machine, as per **Table 1**.

**Table 1. TAE and gear SFR conversion factors for the 2023 fishing year**

	TAE	Number of gear SFRs	Conversion factor (TAE/SFR)
Standard squid jig machines	550	4,800	8.72727

SFR holders must hold complete gear SFRs which means AFMA will round up to identify the number of gear SFRs required to use a specified number of standard squid jigging machines. For example, if an operators wanted to use 10 standard squid jigging machines, they will need 88 gear SFRs ( $10 \times 8.73 = 87.3$ , rounding up to the nearest whole number = 88)

SFRs are tradeable on a permanent and seasonal basis, therefore individual SFR holders may be able to use different numbers of machines; provided they hold the appropriate number of gear SFRs and have these nominated to their boat.

### 2.1.3 Non-standard squid jigging machines

Variations of squid jigging machines, that do not meet the specifications for a standard machine, may be considered by AFMA for use in the fishery. If you wish to use non-standard squid jigging machines, you must make an application to AFMA that provides details of the variation, including photographs and diagrams, for consideration.

A conversion factor to calculate the required number of gear SFRs to operate a non-standard squid jigging machine will be determined on a case by case basis in consultation with SEMAC. Details of any approved non-standard squid jigging machines will be recorded, and written notice, including the number of required gear SFRs to operate the machinery will be provided to the applicant.

Approvals will only be granted for the current fishing year and SFR holders must apply to use non-standard squid jigging machines on an annual basis.

### 2.1.4 Transfer of catch between boats

To provide some flexibility in management arrangements, which will allow operators to pursue market improvements and opportunity for value adding, AFMA will allow operators to unload squid catch at sea to a nominated boat.

If you wish to unload at sea to another boat, you must seek prior approval from AFMA. Approvals will only be granted for the current fishing year and you must apply on an annual basis.

SSJF operators **must not** tranship fish taken from the nominated boat to another boat, unless they have received a written exemption from AFMA to do so.

### 2.1.5 Retention of other species

SSJF concession holders may retain species other than Gould's squid but must do so in accordance with concession conditions that stipulate no more than 100 kg of fish of the Superclass Pisces can be carried on board the nominated boat and no take of the following species/families:

- blue eye trevalla (*Hyperoglyphe antarctica*);
- pink ling (*Genypterus blacodes*);
- blue warehou (*Seriotelella brama*);
- gemfish (*Rexea solandri*);
- Family *Scombridae*, except fish of the genera *Scomberomorus*, *Scomber*, *Acanthocybium*, *Rastrelliger* and *Grammatocynus*: (commonly known as tuna);
- Families *Istiophoridae* (commonly known as marlins); and
- *Xiphiidae* (commonly known as billfish).

## 2.2 Policy and legislation

The SSJF is managed through a combination of input and output controls as prescribed in the:

- [Fisheries Management Act 1991](#) (the Act) and associated amendments and temporary orders;
- the Management Plan and associated amendments, directions and determinations;



- the [SSJF Harvest Strategy](#) developed in accordance with the *Commonwealth Fisheries Harvest Strategy Policy 2007*; and
- conditions on gear SFRs.

A copy of the 2022 SSJF gear SFR concession conditions can be found on the [AFMA website](#) ('Services for Fishers' – 'Concession Holders' – 'Southern Squid Jig Fishery') or by contacting one of the people listed in [Section 8](#).

**It is the responsibility of SSJF concession holders to familiarise themselves with the above documents before they go fishing.**

### 2.2.1 SSJF Management Plan

Access to the SSJF is provided through gear SFRs, which have been issued under the Management Plan. These rights authorise the holder to engage in squid jigging in the fishery. Gear SFRs are tradeable, allowing operators to increase or decrease the number of machines they are entitled to use during a fishing year.

Along with conditions on gear SFRs, the Management Plan details concession holders' obligations when fishing in areas defining the fishery. AFMA may also formulate TAE determinations under the Management Plan and the Act.

### 2.2.2 SSJF Harvest Strategy

The SSJF Harvest Strategy uses a system of within-season monitoring against catch triggers for the SSJF and the Commonwealth Trawl Sector (CTS) and Great Australian Bight Trawl Sector (GABTS) of Southern and Eastern Scalefish and Shark Fishery (SESSF). The triggers are categorised as combined (trawl sectors and SSJF) and then individual triggers for the SSJF and the trawl sectors, as follows:

#### **Annual Combined trigger (all methods)**

- Limit trigger – 6,000 tonnes
- Intermediate trigger – 4,000 tonnes

#### **SSJF triggers (jig only)**

- SSJF limit trigger – 5,000 tonnes
- SSJF intermediate trigger – 3,000 tonnes

#### **Combined trawl trigger (all trawl methods)**

- Limit trigger – 2,000 tonnes

The combined intermediate catch trigger (4,000 tonnes) equates to half the highest historic annual catch by squid fishing boats off southern Australia. There is also an additional effort trigger of 30 'standard boats' (defined as a boat carrying 10 standard squid jigging machines) operating in the fishery.

If any of the above triggers are reached, a SquidRAG meeting must be held and a depletion analysis undertaken to estimate the impact of fishing in that year.

At the intermediate catch triggers – 3,000 tonnes for the SSJF or 4,000 tonnes for the SSJF and trawl sectors combined – if no impact is detected, then fishing can continue until the limit trigger is reached.



If there is evidence of an impact to the stock, then a review of the sustainability of the fishery, and potentially a review of the triggers, is required.

At the limit catch triggers – 5,000 tonnes for SSJF or 6,000 tonnes for the SSJF and trawl sectors combined – fishing should cease, and if no impact is detected, then fishing can continue provided additional real-time monitoring is implemented. If there is evidence of an impact on the stock, then the triggers should be revised and catch and effort in the fishery should not increase the following year unless the depletion analysis demonstrates it is sustainable to do so.

Further information on the SSJF Harvest Strategy can be found on the [AFMA website](#) ('Fisheries management' – 'Fisheries' – 'Southern Squid Jig Fishery').

## 2.3 Consultative Arrangements

### 2.3.1 SquidRAG

SquidRAG provides advice and recommendations to the SEMAC, AFMA management, the AFMA Commission and the AFMA Research Committee (ARC) on the status of the Gould's squid stock, the impact of squid jigging on the marine environment and the type of information needed for stock assessments. They also evaluate the impact over time of the SSJF Harvest Strategy, stock depletion and recovery rates, confidence levels for fishery assessments and risk to the success of fishery objectives. Compliance and economic factors affecting the fishery are also evaluated and reported on by this group.

SquidRAG members for the period 1 July 2022 to 31 December 2023 are as follows:

- Mr Bruce Wallner, Chair.
- Mr Steve Hall, AFMA member.
- Dr Rocio Noriega, Scientific member.
- Dr Stephen Leporati, Scientific member.
- Mr Robert Curtotti, Economic member.
- Mr John Cull, Industry member.

If you have any queries regarding SquidRAG please contact Haydn Titterton, Executive Officer on tel: 0419 753 619 or email: [haydn.titterton@afma.gov.au](mailto:haydn.titterton@afma.gov.au).

Further information on the SquidRAG can be found on the [AFMA website](#) ('Fisheries management' – 'Committees' – 'Resource Assessment Group' – Squid Resource Assessment Group').

### 2.3.2 SEMAC

SEMAC is the overarching committee that provides management advice to AFMA on the Southern and Eastern Scalefish and Shark Fishery; Small Pelagic Fishery; and the SSJF. Specifically, SEMAC provides management advice to the AFMA Commission and AFMA management on the scientific and economic status of fish stocks, sub-stocks, species (target and non-target) and the impacts of fishing on the marine environment. SEMAC provides a forum where management issues relating to fisheries are discussed and possible solutions developed.

SEMAC members for the period 1 July 2022 to 31 December 2023 are as follows:

- Dr David McGlennon, Chair.
- Mr Daniel Corrie, AFMA member.
- Dr Paul McShane, Scientific member.
- Dr Sarah Jennings, Economic member.
- Mr John Harrison, Recreational member.
- Dr Anissa Lawrence, Environment/conservation member.
- Mr Simon Boag, Industry member.
- Mr Will Mure, Industry member.
- Mr Gerry Geen, Industry member.
- Ms Toni Clarke, invited participant industry.

If you have any queries regarding SEMAC please contact Rebecca Jol, Executive Officer on tel: 03 5155 6411 or email: [rebecca.jol@afma.gov.au](mailto:rebecca.jol@afma.gov.au)

Further information on the SEMAC can be found on the [AFMA website](#) ('Fisheries management' – 'Committees' – 'Management Advisory Committees' – South East Management Advisory Committee').

## 3 Environmental management

---

### 3.1 Bycatch and Discarding Workplans

AFMA is required to develop and implement fishery specific Bycatch and Discarding Workplans. Workplans are developed in consultation with industry and research partners to find practical and affordable solutions to minimising bycatch and discarding of target species. Specifically, they aim to ensure:

- information is gathered about the impact of the fishery on bycatch species;
- all reasonable steps are taken to avoid incidental interactions with Threatened, Endangered and Protected (TEP) species;
- ecological impacts of fishing habitats are minimised; and
- bycatch is reduced to, or kept at, a minimum and below a level that might threaten bycatch species.

Although the low levels of annual reported bycatch would not be expected to produce measurable impacts on the broader ecosystem, SSJF Bycatch and Discarding Workplan 2022 recognises the need to identify, quantify and verify bycatch in the SSJF allowing for bycatch management to be prioritised.

The SSJF Bycatch and Discarding Workplan can be accessed via [AFMA's website](#) ('Environment and research' - 'Reducing Bycatch' - 'Bycatch and Discarding Workplans').

## 3.2 Protected species interactions

### 3.2.1 How and when do I fill out a TEP form?

As a general rule, a Listed Marine and Threatened Species form (TEP Form: located at the back of your logbook) must be completed for all protected species interactions.

#### 3.2.1.1 Reporting an interaction

- All interactions must be reported according to the instructions in your Daily Fishing Logbook.
- This means you need to circle **yes** in the box at the bottom of the logsheet and complete the Listed Marine and Threatened Species form (located at the back of your logbook). Return the form to AFMA with the corresponding logsheets.
- If there is an observer present, immediately inform them of the interaction. You are still required to report the interaction in your logbook.
- All interactions with seabirds must be reported in the same way.

#### 3.2.1.2 What is an interaction with a protected species?

Interaction is defined in the Regulations as physical contact that occurs between an organism and any object on board, or attached to a nominated boat, other than that being used by an observer, that could cause the organism to be distressed.

#### 3.2.1.3 Which species do I need to report?

The *Environment Protection and Biodiversity Conservation Act 1999* (EPBC Act) establishes four categories of protected species in Commonwealth managed areas:

- **listed threatened species or ecological community** – species or communities whose survival is threatened, e.g. those with low population numbers or those which have had a reduction in habitat or distribution;
- **listed migratory species** – to provide protection for species listed under the *International Convention on Migratory Species*;
- **listed marine species** – listed to provide general protection to Australia's native marine wildlife to reduce the likelihood of population decline; and
- **all cetaceans** i.e. whales, dolphins and porpoises.

All whales, dolphins, sea snakes, turtles, seals and sea lions, syngnathids (seahorses, seadragons and pipefish), sawfishes (green, dwarf and freshwater), crocodiles, dugongs, sharks (great white, grey nurse, silky shark, shortfin mako, longfin mako and porbeagle) and all seabirds are protected under the EPBC Act. You must report all interactions with these species under the EPBC Act.

A full listing of protected species is available online at the Department of Agriculture, Water and the Environment ([www.environment.gov.au](http://www.environment.gov.au)).

### 3.2.1.4 AFMA assistance with reporting obligations

To assist operators in fulfilling their reporting obligations, AFMA provides a protected species interaction summary report to the Department of Agriculture, Water and the Environment on a quarterly basis; on behalf of fishers who report interactions in their logbook.

These reports are published on the [AFMA website](#) ('Environment and research' – 'Protected species management' – 'Interaction reports').

### 3.2.2 Interactions with tagged wildlife

Researchers investigating wildlife species will periodically tag animals (or use bands in the case of seabirds) to help improve the understanding of their biology and population.

Operators who capture a tagged animal should:

- record the details in the Listed Marine and Threatened Species form, with the band or tag number inserted in the appropriate section of the form;
- record the following details in the comments section: tag or band number and colour; species identification or description (photos are very useful); size; sex; and time, date and position of capture; and
- if the tagged animal is captured alive, operators should record as many details as possible about the animal then release it as carefully as possible; noting the condition in which it was released. AFMA will arrange to notify the appropriate researchers.

**Remember: Don't get caught, just report!**

## 4 Data Collection

### 4.1 Daily Fishing Logbook

The daily fishing logbook that is currently in use for the SSJF is the Squid Jigging Daily Log (SQ05). Detailed instructions on how to complete this logbook are provided inside the front cover of the logbook.

All operators must complete and submit, within three business days, the Squid Jigging Daily Log (SQ05) on a daily basis.

Details for the last day of the trip must be recorded before the boat docks at the end of each trip.

Further information on any of the Squid Jigging Daily Log can be found on the [AFMA website](#) ('Services for Fishers' – 'Commonwealth Fisheries Logbooks' – 'Squid Jigging Daily Fishing Log') or by contacting AFMA Licensing and Data Services (listed in [Section 8](#)).

#### 4.1.1 Electronic logbooks (eLogs)

In July 2022, AFMA mandated the use of electronic logbooks (eLogs) across Commonwealth fisheries. There is no longer an exemption for a concession holder that has fished less than 50 days in the current or previous fishing season. If a concession holder believe they require an exemption to the mandate, they should contact AFMA Licensing and Data Services (listed in [Section 8](#)).

## 4.2 Catch Disposal Record

The CDR that is currently in use for the SSJF is the **Commonwealth Scallop/Squid Catch Disposal Record (SCQ02B)**. Detailed instructions on how to complete this CDR are provided inside the front cover of the CDR.

The SCQ02B was introduced at the end of the 2019 fishing year. This book includes a triplicate page to be provided to your buyer, as well as additional fields to record the contact details of your buyer. Fishers are not required to land to a fish receiver permit holder.

CDRs provide information on the landed commercial catch, and also serve as a means to verify information recorded in the catch and effort logbooks. A copy of each completed CDR must be submitted (by the concession holder or their authorised agent) to AFMA within three business days of dispatch of a consignment from the place of unloading.

If you don't send your logbook returns and CDR forms to AFMA on time you are in breach of the Act. AFMA may take prosecution action if you fail to complete your logbooks or CDRs in accordance with the instructions.

All fields, including an accurate weight, should be recorded on the CDR before any fish have been moved from within the immediate proximity of the boat. Parts A and B of the CDR must be fully completed for each consignment and signed by the concession holder or their authorised agent who should be the Master (Skipper) of the vessel, before being submitted to AFMA. All fields must have the relevant information completed and any irrelevant fields indicated with a dash or N/A in that field.

Further information on any of the Commonwealth Scallop/Squid Catch Disposal Record can be found on the [AFMA website](#) ('Services for Fishers' – 'AFMA Catch Disposal Records' – 'Commonwealth Scallop/Squid Catch Disposal Record') or by contacting AFMA Licensing and Data Services (listed in [Section 8](#)).

### 4.2.1 Electronic CDRs

Electronic CDRs (eCDRs) were trialled in the 2022 fishing season and remain voluntary in the SSJF. AFMA encourages operators who are interested in using eCDRs in the 2023 season to contact AFMA Licensing and Data Services (listed in [Section 8](#)).

### 4.2.2 Multiple consignments

Where one unload is split into multiple consignments, a separate CDR must be fully completed (all parts) for each consignment before the relevant consignment is moved from within the immediate proximity of the boat, even if all consignments are going to the same destination. For example, if the unload is transported in three trucks to the same processing facility, three separate CDRs will need to be completed.

### 4.2.3 Recording an accurate weight

The holder must record the accurate weight of any fish at the point of unload in order to complete Part A and B of the CDR. To avoid any doubt, this means the holder must not transport any fish taken under the concession before accurately weighing those fish.

Accurately weighing means weighing fish on an approved and verified/certified weighing instrument in accordance with the *National Measurement Act 1960* managed by the State and Territories Uniformed Trade and Measurement Legislation.

Fish includes all species of bony fish, sharks, rays, crustaceans, molluscs and other marine organisms, but does not include marine mammals or marine reptiles in accordance with the *Fisheries Management Act 1991*.

### 4.3 Observer obligations

A fishing operator **must carry an AFMA observer upon request by AFMA**. The cost of observers is generally met by industry through levies, but some trips may be invoiced directly.

## 5 Licensing

---

### 5.1 Gear SFRs

#### 5.1.1 Nomination of a boat to gear Statutory Fishing Rights

Concession holders must nominate a boat against their gear SFRs before being permitted to fish in the SSJF. If required, the transaction can be done through GOFish or by AFMA on receipt of a completed [Boat Nomination \(BN\) form](#).

#### 5.1.2 Permanent transfer of gear SFRs

You may permanently transfer gear SFRs by filling out the appropriate application form and submitting it to AFMA.

AFMA must register the transfer of an SFR unless:

- the owner of the right (transferor) is being investigated for, or has been convicted of, a fisheries offence;
- the right has been suspended (including instances where the owner has requested a review of that suspension); or
- levies are due and not yet paid in full when transfer application is received.

#### 5.1.3 Leasing of gear SFRs

Gear SFRs may be temporarily leased to another operator and are only applicable for the fishing year in which the lease has taken place.

PLEASE NOTE – All quota transactions (i.e. nominations, denominations, seasonal leases), can be done on GOFish by registered users at NO COST. All of these transactions, if done by AFMA from submitted paperwork, will incur a service fee.

#### 5.1.4 GOFish

You can use GOFish for:

- updating contact information;
- viewing, exporting and printing QHSs and QTSs;
- leasing or permanent transfers (if authorised) of gear SFRs (if transferable);
- nomination and denomination of gear SFRs;

- receiving all your correspondence from AFMA if you have 'Opted In' to receiving it electronically; and
- accessing you submitted e-log information in their GOFish account.

On the GOFish logon screen there is a function 'New User' which allows a person to sign up to use GOFish. NOTE: this function is only to give a new or existing client a GOFish logon, it does not negate the requirement to further authorise a person as an agent.

### 5.1.5 Instructions on how to get access to GOFish

Information for GOFish is available on the [AFMA website](#) ('Services for Fishers' – 'GOFish Help') or from AFMA Licensing and Data Services area on 1300 723 621.

Organisations (including companies and partnerships) will need to complete a [Registered Authorised Agent Nomination \(RA\) form](#) to authorise an individual (or individuals) as an agent to act on their behalf when using GOFish.

Some individual concession holders and agents may need to complete an [Application for GoFish registration \(AGR\) form](#) for registration to gain access to the GOFish, please check with AFMA Licensing and Data Services on 1300 723 621.

## 5.2 Scientific permits

Scientific permits are granted for the purpose of conducting scientific research in a specified area of the AFZ or in a specified fishery.

AFMA will only grant a scientific permit if:

- the application is made using the approved form;
- it provides sufficient information for the application to be assessed;
- the proposed activity is for a scientific research purpose; and
- is supported by a specific scientific research project plan.

Scientific permits are granted for a maximum duration of six months and are not transferable.

For further information on obtaining a scientific permit you can refer to the *Fisheries Management Paper 11* available on the [AFMA website](#) ('About us' – 'Fisheries management policies' – 'Scientific permits') or alternatively contact AFMA Licensing and Data Services on 1300 723 621.

## 5.3 Fishing in other Commonwealth Fisheries

You must hold a valid fishing concession to fish in any Commonwealth fishery. For information on requirements in other Commonwealth Fisheries please contact AFMA on 1300 723 621.

# 6 Annual management and research levies

Operators who own fishing concessions that attract a levy, will receive three separate management and research levy invoices. Each invoice being one third of your total annual levy amount payable on the fishing concession(s) you own on the date of invoicing. Levy invoices are issued in January, March and May every year.



It is important to note that levies are issued in line with the financial year, not fishing year.

## 6.1 How to pay your levies

You can make your payments by BPAY, direct deposit to the National Australia Bank, credit card (by faxing in your card details or calling AFMA direct) or by cheque. All account details, biller code and contact details are included on the Payment Options page of your levy invoice. Please include the associated invoice or reference number with your payment so AFMA can ensure your payment is attributed correctly.

## 6.2 Need more time to pay your levies?

A concession holder can request to enter into an arrangement to pay an overdue levy. To request an arrangement to pay, a concession holder must contact AFMA as soon as possible on 1300 723 621 to discuss payment options. There is a \$220 administration fee to enter into an arrangement; and unpaid amounts attract a penalty at the rate of 20 per cent per annum, which is calculated daily. AFMA will suspend and may cancel fishing concessions if levies remain unpaid and an arrangement has not been entered into.

For further information on levies, including invoice issue and due dates, please refer to the AFMA Levy Arrangements Guide for the year, available on the [AFMA website](#) ('Services for Fishers' - 'Levy arrangements').

# 7 Compliance

---

AFMA's compliance and enforcement program is ultimately designed to maintain the integrity of fisheries management arrangements and protect Australia's fishing resources. AFMA seeks to achieve a level of compliance consistent with its legislative objectives by maximising voluntary compliance and creating effective deterrents to non-compliance.

The main functions of the compliance program include:

- ensuring compliance with AFMA's domestic fisheries management measures;
- ensuring licensed boats comply with fishing conditions within the AFZ;
- ensuring that there are no unlicensed foreign boats operating in the AFZ;
- managing port access for foreign boats; and
- surveillance and apprehension of foreign boats fishing illegally in the AFZ.

The National Compliance and Enforcement Program is conducted via the use of a risk-based approach, which enables AFMA's resources to be targeted to the areas where they are most needed and where they will prove most effective. It involves a series of steps to identify and assess non-compliance risks and then apply appropriate enforcement actions to mitigate these risks.

Risk-based compliance has a range of benefits<sup>1</sup>:

---

<sup>1</sup> Source: Risk-based Compliance information is available at [The Better Regulation Office  
www.finance.nsw.gov.au/better-regulation](http://www.finance.nsw.gov.au/better-regulation)

- **improved compliance outcomes** – AFMA can tailor or target compliance measures to effectively deal with the most significant non-compliance risks;
- **efficiency gains** – the target of compliance measures to the most significant risks ensures resources are concentrated in the areas where they are most likely to improve compliance outcomes; and
- **greater industry support for compliance programs/measures** – risk management processes are widely understood by the fishing industry and the community as a whole.

In addition to the risk treatment model, it is essential that AFMA maintains a general deterrence program. By maintaining a presence at fishing ports (and at sea) AFMA discourages those members of the fishing community who do not wish to comply with the rules and regulations. It also reassures those who are complying that non-compliant activity is likely to be detected. Further, AFMA officers can assist those wishing to comply (but not knowing how) by providing advice and/or instructions on operator's responsibilities.

## 7.1 Navigation regulations

Regulations regarding navigation in closures can be found in Part 9 of the *Fisheries Management Regulations 2019*.

Under the regulations a boat must maintain a speed over 5 knots when navigating in a closure. If the closure is in effect for less than 24 hours (such as daylight closures) the boat must either be stationary or travelling faster than 5 knots. A breach of the regulations is an offence of strict liability, equal to 25 penalty units, or \$5,250.

Speed is calculated via the boat's vessel monitoring system. Therefore, it is recommended that the most direct route is taken when travelling through a closure so the boat does not appear to be navigating at less than 5 knots. If the boat is stationary within a closure, the boat is required to remain in that closure for greater than 30 minutes.

If the master of a boat is unable to comply with any of the navigation requirements due to an unforeseen emergency (e.g. crew safety, breakdowns etc.) then the master must contact AFMA as soon as possible to request an exemption from the regulation.

## 7.2 Exemptions from mandatory area closures

Applications for exemptions to the prohibition of navigation in protected zones will be considered for approval in exceptional circumstances.

An application for exemption to navigate in a protected zone must be made to an AFMA compliance officer in Canberra either by phone, fax or in person as follows:

- Phone: (02) 6225 5428 or
- Fax: (02) 6225 5442, or
- After hours: AFMA duty officer on 0419 205 329.

An exemption approval will be provided in writing where applicable.

## 7.3 Vessel monitoring system (VMS)

### 7.3.1 VMS reporting

It is the concession holder's responsibility to ensure that any boat nominated to their concession is fitted with a VMS of a category specified in the register of AFMA approved units. This register is available on the [AFMA website](#) ('Rules and Regulations' – 'Domestic Compliance' – 'Satellite monitoring of fishing boats' – 'VMS requirements for fishers' – 'List of approved units').

The VMS unit must remain switched on at all times that the boat is nominated to a Commonwealth concession, including when in port or engaged in State fishing. The concession holder must ensure the VMS is reporting correctly before going out to sea for the first time and that no interference occurs with the correct operation of the VMS unit. On becoming aware of a problem with the VMS functioning, the concession holder must advise AFMA as soon as practicable via:

Phone: (02) 6225 5369 (if prompted, follow instructions on the voice mail) or;  
Fax: (02) 6225 5440; or  
Email: [VMSreporting@afma.gov.au](mailto:VMSreporting@afma.gov.au)

If the VMS is not operating or is malfunctioning, the boat must remain in port until the VMS is inspected, repaired if necessary and AFMA has received confirmation from an authorised technician that the automatic location communicator (ALC) is functioning correctly.

### 7.3.2 Directions to return to port

Depending on the circumstances, and in accordance with its enforcement decision principles as outlined in the National Compliance and Enforcement Policy, if a nominated boat's VMS unit stops reporting, AFMA may require the boat to immediately return to, and/or remain in port until such a time as AFMA is satisfied the problems with the VMS unit have been rectified.

### 7.3.3 Manual reporting

If a nominated boat's VMS unit stops reporting, the concession holder must ensure that the operator manually reports the boat's position at a frequency specified by AFMA.

The manual position reports must include:

- the boat's name;
- the boat's distinguishing symbol;
- the boat's present latitude and longitude (in degrees and minutes) and
- the date and time.

Manual position reports are to be made via:

Phone: (02) 6225 5369 (if prompted, follow instructions on the voice mail); or  
Fax: (02) 6225 5440; or  
Email: [VMSreporting@afma.gov.au](mailto:VMSreporting@afma.gov.au)

### 7.3.4 Temporary switch off (TSO) arrangements

A TSO is a formal arrangement that allows a unit to be legitimately switched off. If a nominated boat is undergoing maintenance, berthed for an extended period or in other exceptional circumstances that render VMS operation impractical, the concession holder can apply for a TSO by filling out an 'Application for VMS Temporary Switch Off' form. The request needs to be made prior to the VMS being switched off. A TSO is not automatically granted, and AFMA considers a variety of factors, including previous VMS non-compliance and whether the need is genuine before permission being granted.

Completed forms should be sent to AFMA via:

Fax: (02) 6225 5440

Email: [VMSreporting@afma.gov.au](mailto:VMSreporting@afma.gov.au)

Mail: Data Processing

AFMA

PO Box 7051

CANBERRA BC ACT 2610

Further information is available on the [AFMA website](#) ('Rules and Regulations' – 'Domestic Compliance' – 'Satellite monitoring of fishing boats' – 'VMS requirements for fishers').

**Note:** Switching off a unit without first obtaining a TSO will constitute an offence. It is also an offence for a boat to be moved, from the place stipulated under the TSO, without approval from AFMA.

## 7.4 Illegal/suspicious fishing – Call CRIMFISH: 1800 274 634

If you suspect illegal fishing operations are occurring or witness any suspicious activity involving fish or fishing type activity (e.g. selling fish off the back of vessels or vehicles whilst offering a reduced price, questionable landing sites etc.) you can either contact AFMA's Freecall CRIMFISH hotline on **1800 274 634** (1800 CRIMFISH) or you can contact AFMA's Duty Officer on 0419 205 329 (24 hours a day, 7 days a week) as soon as possible after you discover the event. More information is available on the CRIMFISH page on the [AFMA website](#) ('Rules and regulations' – 'Report illegal fishing – CRIMFISH').

Reports may be made anonymously and all information received will be treated in the strictest confidence. Ideally any information supplied should be as detailed as possible to assist AFMA to investigate the incident and should include the following:

- the date, time and location that the activity took place;
- the names of any verifying witnesses; and
- any photographs and/or other evidence.

## 8 Contact details

---

### SSJF Management

General Enquiries	1300 723 621 or (02) 6225 5555
Senior Manager – Dan Corrie	0447 019 916
Manager – Steve Hall	(02) 6225 5341
(Based in Canberra office)	<a href="mailto:steve.hall@afma.gov.au">steve.hall@afma.gov.au</a>
Senior Management Officer – Haydn Titterton	0419 753 619
(Based in Lakes Entrance Office)	<a href="mailto:haydn.titterton@afma.gov.au">haydn.titterton@afma.gov.au</a>

### Licensing and Data Services

#### **Licensing, Quota Management and Logbook**

Manager – Anne Shepherd	(02) 6225 5361
Licensing and Data Officers	1300 723 621
Licensing and Data facsimile	(02) 6225 5440
Licensing and Data email	<a href="mailto:licensing@afma.gov.au">licensing@afma.gov.au</a>

#### **Levies**

Senior Debt Recovery Officer – Simone Pont	(02) 6225 5343
Licensing Policy facsimile	(02) 6225 5440
Licensing and Policy email	<a href="mailto:licensing@afma.gov.au">licensing@afma.gov.au</a>

### Compliance

Senior Manager National Compliance Strategy – Tod Spencer	(02) 6225 5312
Manager National Compliance – Josh Froggatt	(02) 6225 5467
Manager National Intelligence – Ash Mooney	(02) 6225 5376
Duty Officer	0419 205 329
Compliance email	<a href="mailto:domestic.compliance@afma.gov.au">domestic.compliance@afma.gov.au</a>
Compliance fax	(02) 6225 5442
VMS fax	(02) 6225 5440

VMS phone enquiries	(02) 6225 5542
VMS email (for general enquiries)	<a href="mailto:vmsinfo@afma.gov.au">vmsinfo@afma.gov.au</a>
VMS email (to report a unit breakdown or request temporary switch off)	<a href="mailto:vmsreporting@afma.gov.au">vmsreporting@afma.gov.au</a>

## **Bycatch**

Bycatch Program Email:	<a href="mailto:BycatchProgram@afma.gov.au">BycatchProgram@afma.gov.au</a>
------------------------	--

## **Observer Program**

Observer Manager	(02) 6225 5428
Observer duty phone	0427 496 446

## **State Fisheries**

### **Tasmania**

Department of Natural Resources and Environment	1300 368 550
Fishwatch	0427 655 557

### **Victoria**

Victorian Fisheries Authority	136 186
-------------------------------	---------

## 9 Important documents

---

### Commonwealth legislation and policy

#### [\*Fisheries Management Act 1991\*](#)

[www.legislation.gov.au/Details/C2017C00363](http://www.legislation.gov.au/Details/C2017C00363)

#### [\*Fisheries Management Regulations 2019\*](#)

[www.legislation.gov.au/Details/F2019L00383](http://www.legislation.gov.au/Details/F2019L00383)

#### [\*Commonwealth Fisheries Harvest Strategy Policy 2018\*](#)

[www.agriculture.gov.au/sites/default/files/sitecollectiondocuments/fisheries/domestic/hsp.pdf](http://www.agriculture.gov.au/sites/default/files/sitecollectiondocuments/fisheries/domestic/hsp.pdf)

#### [\*Guidelines for the Implementation of the Commonwealth Fisheries Harvest Strategy Policy 2018\*](#)

[www.agriculture.gov.au/sites/default/files/sitecollectiondocuments/fisheries/domestic/harvest-strategy-policy-guidelines.pdf](http://www.agriculture.gov.au/sites/default/files/sitecollectiondocuments/fisheries/domestic/harvest-strategy-policy-guidelines.pdf)

#### [\*Commonwealth Fisheries Bycatch Policy 2018\*](#)

[www.agriculture.gov.au/sites/default/files/sitecollectiondocuments/fisheries/environment/bycatch/bycatch-h.pdf](http://www.agriculture.gov.au/sites/default/files/sitecollectiondocuments/fisheries/environment/bycatch/bycatch-h.pdf)

#### [\*Guidelines for the Implementation of the Commonwealth Fisheries Bycatch Policy\*](#)

[www.agriculture.gov.au/sites/default/files/sitecollectiondocuments/fisheries/environment/bycatch/bycatch-guidelines.pdf](http://www.agriculture.gov.au/sites/default/files/sitecollectiondocuments/fisheries/environment/bycatch/bycatch-guidelines.pdf)

### SSJF legislative instruments

#### [\*Southern Squid Jig Fishery Management Plan 2005\*](#)

<https://www.legislation.gov.au/Details/F2012C00161>

#### [\*Fisheries Management \(Logbooks for Fisheries\) Determination 2022 \(legislation.gov.au\)\*](#)

<https://www.legislation.gov.au/Details/F2022L01072>

#### [\*Southern Squid Jig Fishery \(Total Allowable Effort\) Determination 2022\*](#)

<https://www.legislation.gov.au/Details/F2022L01505>

### Management of SSJF

#### [\*Southern Squid Jig Fishery Harvest Strategy 2007\*](#)

<https://www.afma.gov.au/sites/default/files/uploads/2014/11/Arrow-Squid-FisheryHS.pdf>

Environmental management arrangements

#### [\*SSJF Ecological Risk Management Strategy\*](#)

[https://www.afma.gov.au/sites/default/files/uploads/2014/11/SSJF\\_ERM\\_Apr09.pdf](https://www.afma.gov.au/sites/default/files/uploads/2014/11/SSJF_ERM_Apr09.pdf)

#### [\*Bycatch and Discarding Workplans\*](#)

[www.afma.gov.au/sustainability-environment/bycatch-discarding/bycatch-discard-workplans](http://www.afma.gov.au/sustainability-environment/bycatch-discarding/bycatch-discard-workplans)

### Logbooks and forms

#### [\*AFMA Logbooks and Catch Disposal\*](#)

[www.afma.gov.au/fisheries-services/logbooks-and-catch-disposal](http://www.afma.gov.au/fisheries-services/logbooks-and-catch-disposal)

#### [\*AFMA Licensing and Quota Management Forms\*](#)



## Attachment 1 – Acronyms

---

AFMA	Australian Fisheries Management Authority
AFZ	Australian Fishing Zone
SSJF	Southern Squid Jig Fishery
CDR	Catch Disposal Record
EPBC Act	<i>Environment Protection and Biodiversity Conservation Act 1999</i>
ERA	Ecological Risk Assessment
ERM	Ecological Risk Management
FRDC	Fisheries Research and Development Corporation
Management Plan	<i>Southern Squid Jig Fishery Management Plan 2005</i>
MPA	Marine Protected Area
QHS	Quota holding and catch summary
QTS	Quota transaction statement
RA	Authorised Agent form
SEMAC	South East Management Advisory Committee
SquidRAG	Southern Squid Jig Fishery Resource Assessment Group
SFR	Statutory Fishing Right
TAE	Total Allowable Effort
the Act	<i>Fisheries Management Act 1991</i>
TSO	Temporary switch off
VMS	Vessel Monitoring System

## Attachment 2 – Area closures outside AFMA’s jurisdiction

### Fishing in Marine Parks

There are Australian Marine Parks within the Commonwealth waters of the Southern Squid Jig Fishery (Squid Fishery). The marine parks of relevance to squid fishers are within the Temperate East, South-east and South-west Networks. Fishers who are currently fishing, or intend to fish, should be aware that some fishing methods are not allowed in marine parks. Please make sure you understand which fishing methods are allowed in each of the marine park zones prior to fishing (see details for squid jigging below).

Class approvals outline the areas where commercial fishing can occur, the fishing methods that can be used, and the conditions that need to be followed while operating or transiting through Australian Marine Parks. Remember that you need to keep a hard or electronic copy of the class approvals on board your vessel.

Transiting is allowed through all marine park zone types. When transiting a zone where your fishing method is not allowed you are required to:

- keep all fishing gear stowed and secured, and
- travel at more than 5 knots

More information about these marine parks can be found at the following links or by contacting [marineparks@awe.gov.au](mailto:marineparks@awe.gov.au).

#### *Temperate East Network (between Bundaberg (QLD) and Bermagui (NSW))*

	Special Purpose Zone (Norfolk)	Special Purpose Zone (Trawl)	Multiple Use Zone	Habitat Protection Zone (Lord Howe)	Habitat Protection Zone	Recreational Use Zone	National Park Zone
Minor line (squid jig)	✓	✓	✓	✓	✓	✗	✗

#### *South-east Network (between Bermagui (NSW) and eastern side of Kangaroo Island (SA))*

	Multiple Use Zone	Special Purpose Zone	Habitat Protection Zone (Macquarie Island Marine Park)	Habitat Protection Zone (Huon Marine Park)	Recreational Use Zone	Marine National Park Zone	Sanctuary Zone
Squid jig	✓	✗	✓	✓	✗	✗	✗

#### *South-west Network (between eastern side of Kangaroo Island (SA) and Shark Bay (WA))*

	Special Purpose Zone (Trawl)	Special Purpose Zone	Special Purpose Zone (Mining Exclusion)	Multiple Use Zone	Habitat Protection Zone	National Park Zone

Minor line (squid jig)	✓	✓	✓	✓	✓	✗
---------------------------	---	---	---	---	---	---

Class approvals - <https://parksaustralia.gov.au/marine/activities/approvals/commercial-fishing/>

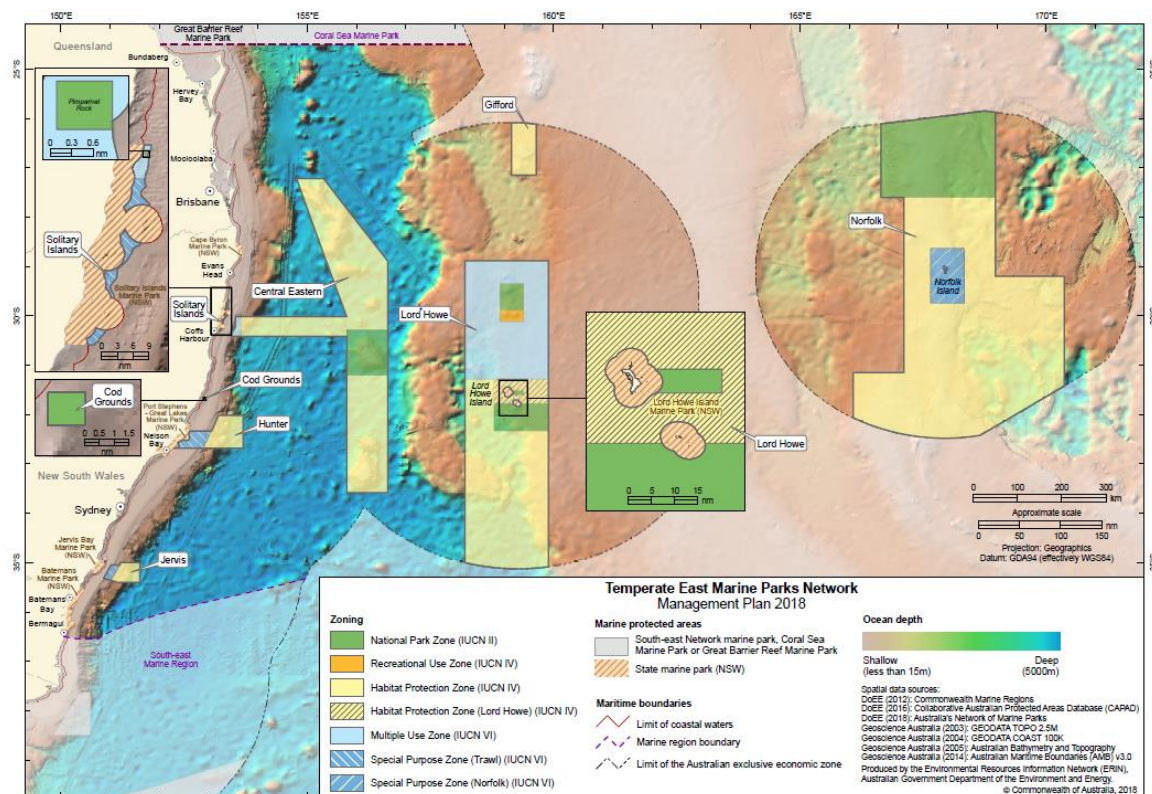
Coordinates and maps - <https://parksaustralia.gov.au/marine/maps/>

*Your stewardship is important*

If you witness or suspect there are illegal activities occurring within an Australian Marine Park, you are encouraged to report this activity. All reports are completely voluntary and anonymous, however, if you choose to include your personal details, you may be contacted to provide more information about your report.

You can report in one of two ways:

1. via the Australian Marine Parks reporting hotline on **1800 852 975** where you can talk to a Marine Parks Officer, or;
2. via an email to [marine.compliance@awe.gov.au](mailto:marine.compliance@awe.gov.au)



**Figure 2. Map of Temperate East Marine Parks Network**

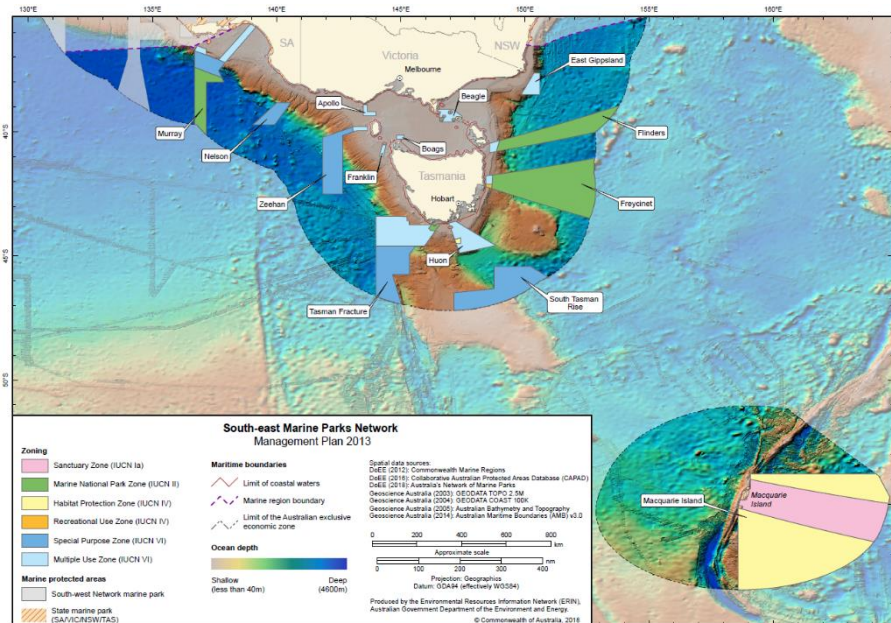


Figure 3. Map of South-east Marine Parks Network

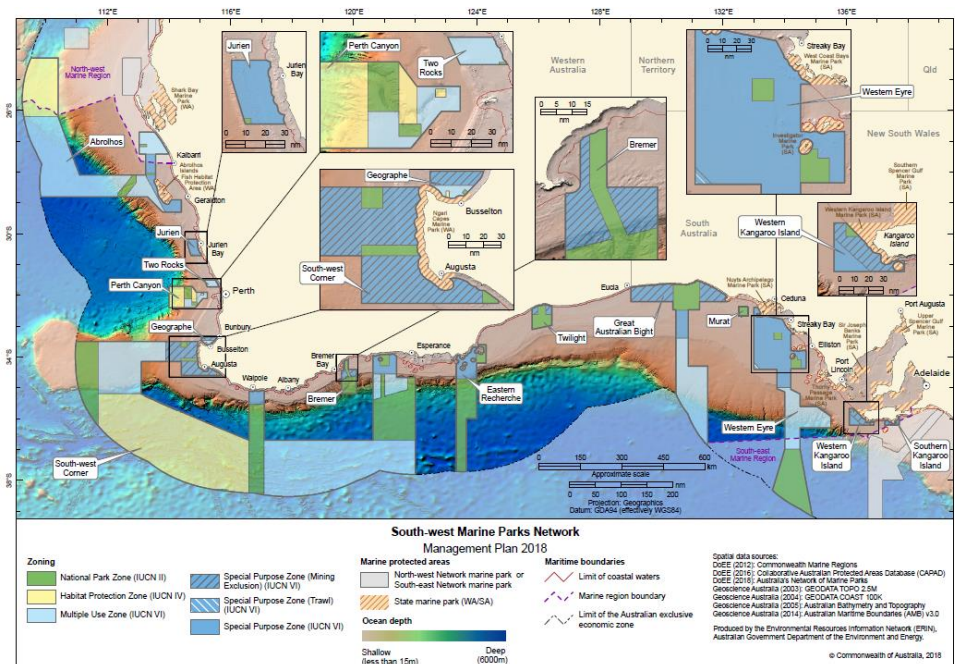


Figure 4. Map of South-west Marine Parks Network