

# Small Pelagic Fishery - Update

Stakeholder Forum

December 2017

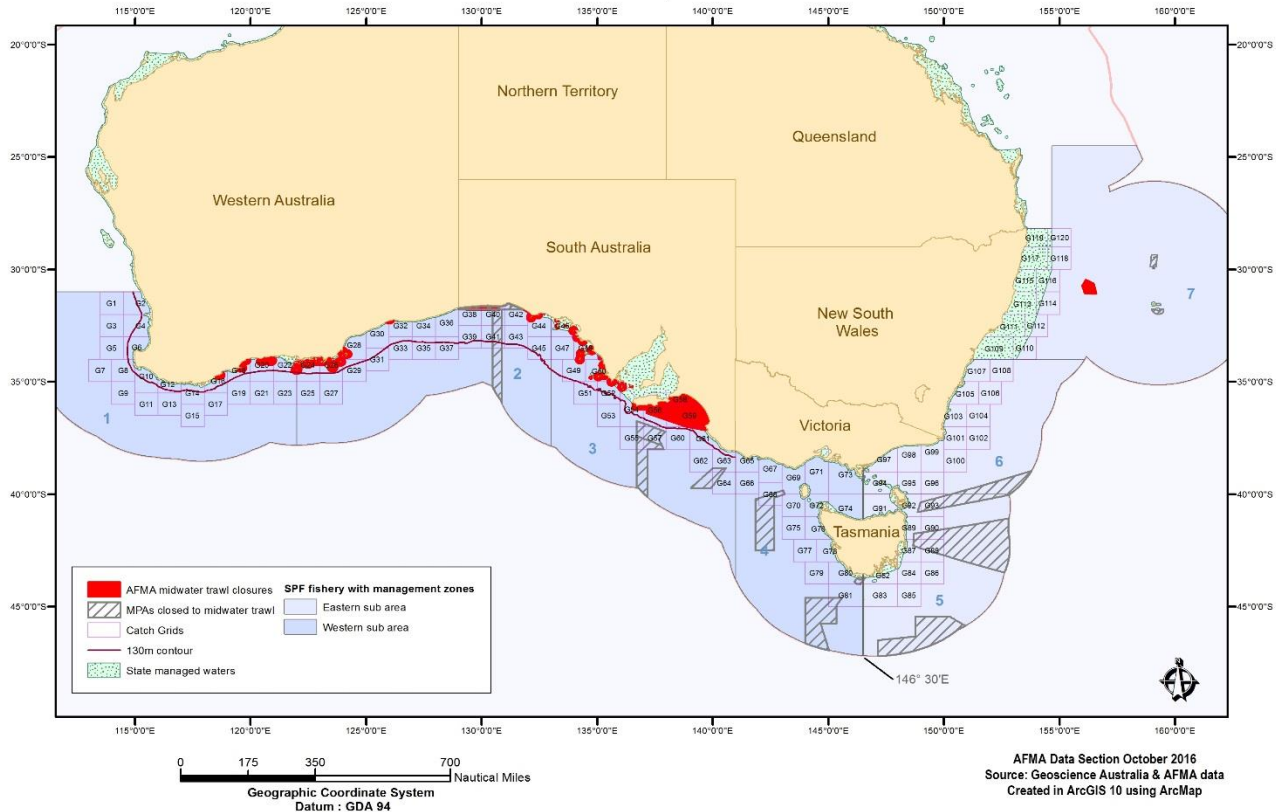


**Australian Government**

**Australian Fisheries Management Authority**



# Small Pelagic Fishery



# SPF overview cont.

Target species: Jack Mackerel, Blue Mackerel, Redbait, Sardines (split east and west into seven stocks)

Methods: Purse seine, midwater trawl

Ports: Iluka, Geelong, south coast NSW

Markets: Domestic and international for human consumption, bait for recreational fishing and fishmeal for aquaculture

Fishing season: 12 month season, beginning on 1 May

# Management

- *Small Pelagic Fishery Management Plan 2009*
- Quota and TACs set under Harvest Strategy (revised 2017)
- Risk based approach to bycatch – Ecological risk assessments, bycatch management plans
- Consultation (advisory)
  - SPF Scientific Panel and Forum for economic and scientific advice;
  - South East Management Advisory Committee – management advice
  - AFMA decision maker
- Australian boat, VMS 24/7, catch reporting, monitoring (observers/EM), spatial closures, bycatch mitigation, compliance program

# General update

- **The Commonwealth Fisheries Harvest Strategy Policy and Bycatch Policy** – review ongoing – due for completion shortly
- **AFMA Bycatch Strategy** – now on website
- **ERA (Ecological Risk Assessment)** – AFMA is working with CSIRO to update the ERA for each Commonwealth fishery.
- **Fisheries Legislation Amendment Bill** –
  - In addition to the objectives AFMA must pursue, *The Authority, in the performance of its functions, is to have regard to the objective of ensuring that the interests of commercial, recreational and Indigenous fishers are taken into account.*

# SPF catch versus TAC 2016-17

Small Pelagic Fishery 2016

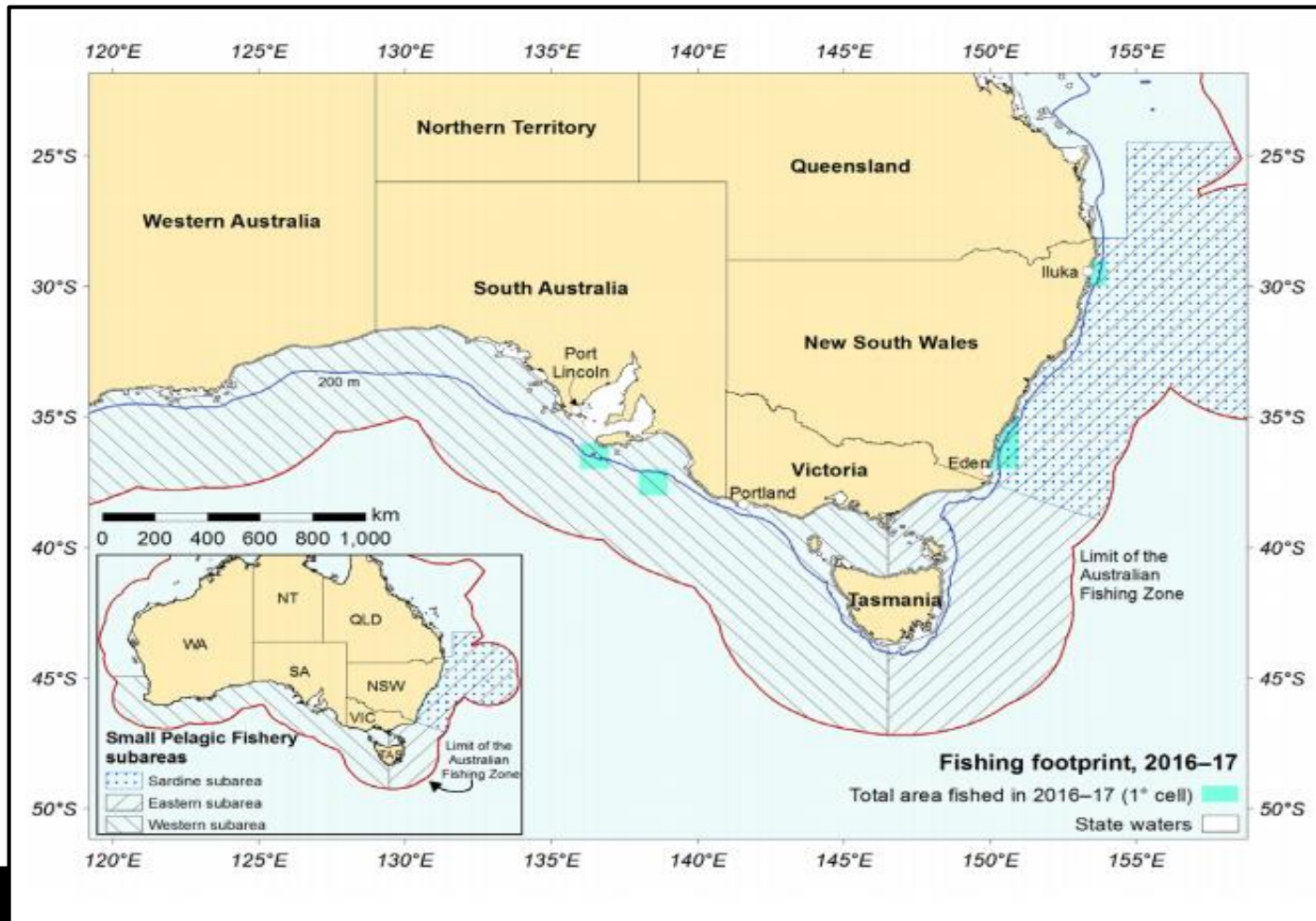
21 June 2017

Species Name	Agreed TAC	TAC After over/undercatch	Catch	Available TAC	% TAC Caught	Quota Available
Australian Sardine - SPF	1880000	2068000	139967	1928033	7%	93%
Eastern sub-area Blue Mackerel - SPF	2630000	2886728	1327122	1559606	46%	54%
Eastern sub-area Jack Mackerel - SPF	18670000	20537000	4065509	16471491	20%	80%
Eastern sub-area Redbait - SPF	3310000	3641000	103772	3537229	3%	97%
Western sub-area Blue Mackerel - SPF	6200000	6820000	760095	6059906	11%	89%
Western sub-area Jack Mackerel - SPF	3600000	3960000	693828	3266172	18%	82%
Western sub-area Redbait - SPF	2880000	3168000	1174242	1993758	37%	63%



# SPF effort (all methods) 2016-17

Purse seine 133 search hours, MWT 184 shots



# Bycatch & discards (excl. protected species) 2016-17

- 59 species / species groups recorded retained and discarded (including quota species)
- ~8 211 tonnes caught (logbooks, weights are estimates only)
  - 8 115 tonnes retained
  - 95 tonnes discarded
    - Commercial species (11 tonnes – 27 tonnes/species)
    - Thresher sharks (9 tonnes)
    - Barracouta (3 tonnes)
    - Whaler sharks, latchets, sunfish (1 - 1.5 tonnes/species)
    - Other species (< 2 tonnes per species)
- Discards < 2 per cent of total catch (retained + discarded)



## 2016-17 retained and discard species by tonnage (all methods)

Species	retained (t)	discarded (t)	Species	retained (t)	discarded (t)
Blue Mackerel	2013.93	27.36	Jackass Morwong	0.00	0.03
Common Jack Mackerel	4651.81	22.58	Silver Trevally	0.00	0.02
Redbait (mixed)	1240.55	11.74	John Dory	0.00	0.02
Australian Sardine	131.29	11.53	Southern Ribbonfish	0.00	0.01
Thresher Sharks (mixed)	0.00	9.43	Moonfish (mixed)	0.00	0.01
Barracouta	0.00	3.06	Reef Ocean Perch	0.00	0.01
Whaler and weasel sharks	0.00	1.78	Oilfish	0.00	0.01
Latchet	0.00	1.20	Tuna (mixed)	0.00	0.01
Short Sunfish	0.00	1.16	Mirror Dory	0.00	0.01
Rubyfish (mixed)	0.00	0.99	Octopuses	0.00	0.01
Silver Warehou	54.05	0.81	Bearded Rock Cod	0.00	0.01
Gould's Squid	0.00	0.74	Blue-eye Trevalla	0.00	0.00
Ocean Jacket	0.00	0.51	Ling (mixed)	0.00	0.00
Toadfishes unspecified	0.00	0.48	New Zealand Dory	0.00	0.00
School Shark	0.00	0.39	Oarfish	0.00	0.00
Redfish	0.00	0.32	Red Gurnard	0.00	0.00
Giant Manta Ray	0.00	0.16	Flatheads	0.00	0.00
Swordfish	0.00	0.15	Silver Dory	0.00	0.00
Australian Bonito	0.00	0.14	Cardinalfishes	0.00	0.00
Porcupine Fish	0.00	0.13	Knifefjaw	0.00	0.00
Gemfish	0.00	0.09	Lanternfishes	0.00	0.00
Blue Warehou	0.00	0.06	Southern Sawshark	0.00	0.00
Leatherjackets	0.00	0.06	Thetis Fish	0.00	0.00
Scad (mixed)	0.00	0.06	Australian Anchovy	0.50	0.00
Frostfish	0.00	0.05	Cosmopolitan Rubyfish	12.29	0.00
Swallowtail	0.00	0.05	Fish (mixed)	0.00	0.00
Hapuku	0.00	0.04	Maray	11.03	0.00
Yellowfin Tuna	0.00	0.04	Yellowstripe Scad	0.10	0.00
Blue Grenadier	0.00	0.03	Yellowtail Scad	0.35	0.00

# Protected species interactions 1 April 2016 – 30 June 2017\*

(Fishing season 1 May – 30 April; logbook data)

	Dead	Alive	Total
<b>Albatross</b>	1		1
<b>Fur seals</b>	37	4	41
<b>Mako</b>	17	18	35
<b>Cormorant</b>	2		2



# Catch versus TAC 2015-16

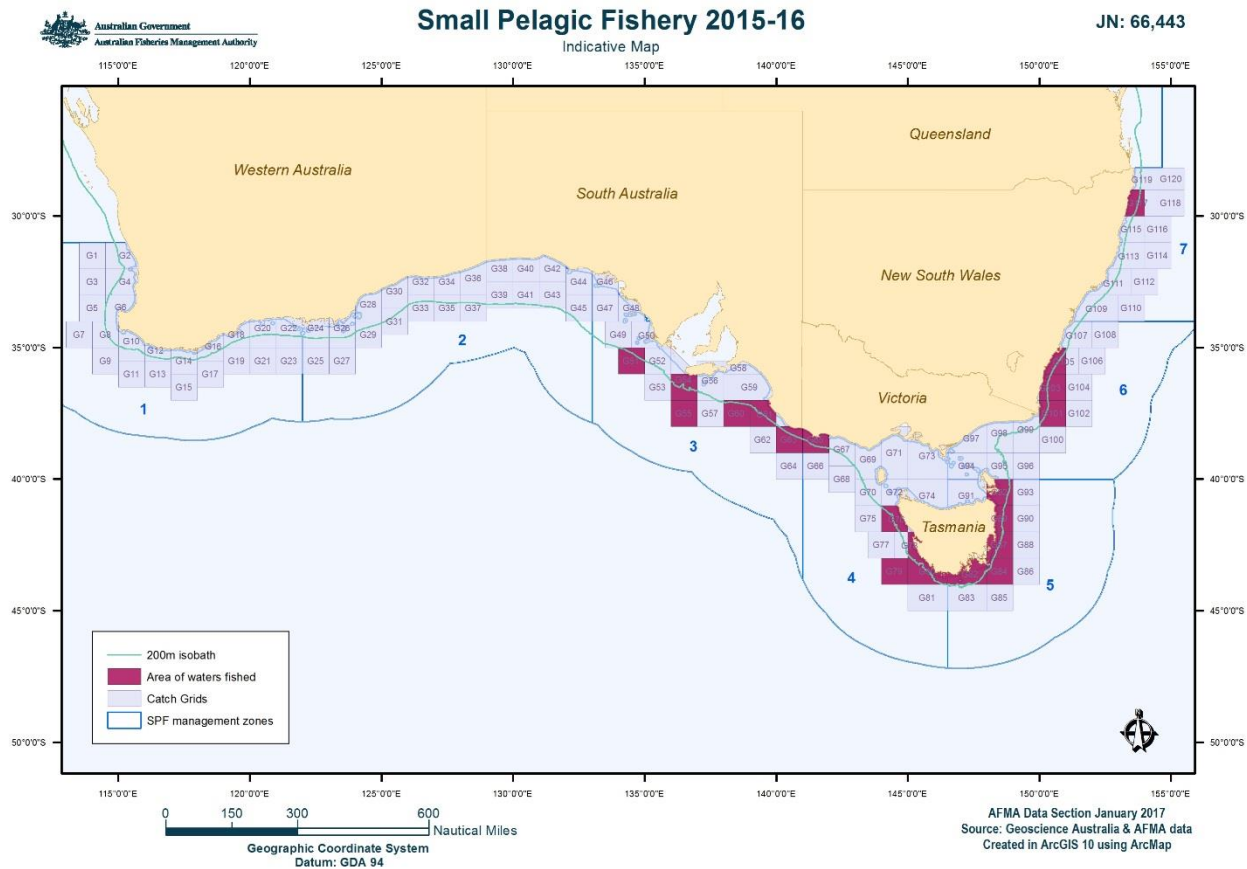
Small Pelagic Fishery 2015

15 June 2016

Species Name	Agreed TAC	TAC After over/undercatch	Catch	Available TAC	% TAC Caught	Quota Available
Australian Sardine - SPF	1880000	1932010	117917	1814093	6%	94%
Eastern sub-area Blue Mackerel - SPF	2630000	2896024	2164043	731981	75%	25%
Eastern sub-area Jack Mackerel - SPF	18670000	19690468	6585092	13105376	33%	67%
Eastern sub-area Redbait - SPF	3310000	3807554	288865	3518689	8%	92%
Western sub-area Blue Mackerel - SPF	6200000	6849952	1007139	5842813	15%	85%
Western sub-area Jack Mackerel - SPF	3600000	4100057	630809	3469248	15%	85%
Western sub-area Redbait - SPF	2880000	3380030	1210174	2169856	36%	64%

# Effort SPF (all methods) 2015-16

Purse seine 128 search hours, MWT 316 shots



# Bycatch & discards (excl. protected species) 2015-16

- 64 species / species groups recorded retained and discarded (including quota species)
- ~ 11 632 tonnes caught (logbooks, weights are estimates)
  - 11 492 tonnes retained
  - 140 tonnes discarded
    - commercial species (5 tonnes – 43 tonnes)
    - squid, rubyfish (< 6 t)
    - other species (< 2 t/species)
- Discards < 2 per cent of total catch (retained + discarded)



## 2015-16 Retained and discarded species by tonnage (all methods)

Species	Retained (t)	Discarded (t)	Species	Retained (t)	Discarded (t)
Common Jack Mackerel	6950.41	42.23	Oilfish	0.00	0.04
Redbait (mixed)	1373.29	36.64	Silver Trevally	0.00	0.04
Blue Mackerel	3001.26	33.01	Scad (mixed)	0.00	0.03
Australian Sardine	114.33	5.73	Blue Warehou	0.00	0.03
Gould's Squid	0.30	5.57	Frostfish	0.00	0.03
Rubyfish (mixed)	0.00	2.25	Silver Dory	0.00	0.03
Thresher Sharks (mixed)	0.00	1.89	Shortfin Mako	0.00	0.02
Bronze Whaler	0.00	1.79	Fish (mixed)	0.00	0.02
Dusky Whaler	0.00	1.57	Gummy Shark	0.00	0.01
Redfish	0.00	1.44	Hapuku	0.02	0.01
Barracouta	0.00	1.33	Flatheads	0.00	0.01
Silver Warehou	24.66	1.23	Red Gurnard	0.00	0.01
Blue Grenadier	0.01	1.16	Blue Shark	0.00	0.01
Short Sunfish	0.00	0.88	Jackass Morwong	0.00	0.01
Salpid salps	0.00	0.59	Common Sawshark	0.00	0.00
Tiger Shark	0.00	0.45	Knifejaw	0.00	0.00
Frigate Mackerel	0.37	0.44	Long Tail Rubies/Snapper	0.00	0.00
Latchet	0.66	0.24	Southern Ribbonfish	0.00	0.00
Australian Bonito	0.09	0.24	Amberjack	0.00	0.00
Swordfish	0.00	0.19	Elephantfish	0.00	0.00
Mirror Dory	0.00	0.15	Longfin Perch	0.00	0.00
School Shark	0.00	0.13	Roughies	0.00	0.00
Southern Bluefin Tuna	0.00	0.13	Cardinalfishes	0.00	0.00
Leatherjackets	0.00	0.10	Greeneye Dogfish	0.00	0.00
Octopuses	0.00	0.09	Reef Ocean Perch	0.00	0.00
Porcupine Fish	0.00	0.08	Stingrays	0.00	0.00
Giant Manta Ray	0.00	0.08	Swallowtail	0.00	0.00
Gemfish	0.00	0.07	Cosmopolitan Rubyfish	11.45	0.00
Toadfishes unspecified	0.00	0.06	Maray	13.82	0.00
Sponges	0.00	0.05	Yellowtail Scad	1.86	0.00
Ocean Jacket	0.00	0.05	<b>Grand Total</b>	<b>11492.51</b>	<b>140.20</b>
Lanternfishes	0.00	0.05			

# Protected species interactions 1 April 2015 – 30 June 2016\*

(\*fishing season 1 May – 30 June; logbook data)

	Dead	Alive	Total
<b>Albatross</b>	11		11
<b>Dolphin</b>	9		9
<b>Fur seals</b>	47	2	49
<b>Mako</b>	16	14	30
<b>Whale shark</b>		1	1